



GENERAL CATALOGUE | **CATALOGO GENERALE**

HIGH QUALITY DENTAL INSTRUMENTS – **ITALY**

We are working for you... Stiamo lavorando per voi...

Medesy is currently investing huge resources aiming at offering you even better service and finest quality instruments:

- New larger factory, more than 5.000 sq meters in an area of 20.000 sq meters
- New technologically advanced machineries
- Internalizing specific artisanal works in order to improve and increase the Quality Management System Control
- New big area dedicated to host seminars and scientific courses

... a further milestone in Medesy's path to reach even more ambitious results and a clear commitment to maintain the production location in the north of Italy.

C. Ghezzi, Ceo Medesy

Medesy sta investendo enormemente con lo scopo di potervi offrire strumenti qualitativamente sempre più perfetti e ottimo servizio:

- Nuovo stabilimento di produzione di 5.000 metri quadrati in un'area di 20.000 metri quadrati
- Nuovi macchinari tecnologicamente avanzati
- Internalizzazione di processi artigianali finora svolti in outsourcing, così da incrementare il controllo in tutte le fasi di produzione
- Nuova grande area dedicata ad ospitare seminari ed aggiornamenti scientifici

... tutto ciò a testimonianza del nostro impegno nel continuare ad investire nella produzione nel nord-Italia.

C. Ghezzi, Ceo Medesy





An old legend says that Maniago was already famous during the Roman period for its skill in the manufacture of knives and similar tools and that many Roman soldiers had their arms fabricated by these gifted smiths of the far North East. Maniago was so renowned that a nearby village dating back to around 1.000 AD is still called today “Poffabro”, which means post-fabros (after-smiths).

La leggenda narra che la bravura di Maniago nel costruire coltelli ed altri attrezzi ad essi connessi fosse già famosa ai tempi dei Romani, i quali si facevano costruire le loro armi d’asta proprio a Maniago: tale era la sua fama che un villaggio ad esso confinante e risalente al 1.000 d.C. si chiama ancor oggi ‘Poffabro’, ovvero post-fabros.

1380 AD

The beginning L’inizio



31 March 1380: 600 years ago the chiefs of the most important families of Maniago met to discuss and to take decisions on various matters: among them there was Nicolussio, the first smith of Maniago.

31 marzo 1380: 600 anni fa i capi famiglia di Maniago si incontrarono per deliberare su varie tematiche: tra essi c’era Nicolussio, il primo fabbro di Maniago.

1400 AD

Water as an essential source of energy L’acqua, una fonte di energia indispensabile

During the Middle Ages water had become an essential source of energy since it supplied power to drive mills, sawmills, bellows, spinning-mills and forges. The first anvil started to operate in Maniago thanks to the authorization to canalize into an irrigation ditch the Colvera stream obtained by Count Nicolò of Maniago from the Venetian Republic.

Nel Medioevo l’acqua diventò un’essenziale fonte di energia poiché alimentava mulini, segherie, mantici, filande e fucine. Il primo battiferro iniziò a lavorare a Maniago su autorizzazione attribuita dalla Serenissima Repubblica di Venezia al Conte Nicolò di Maniago.



1450 AD

The blacksmiths’ anvils I battiferro

1492

Italian navigator Cristoforo Columbus discovers the land today known as America.

Il navigatore italiano Cristoforo Colombo scopre quella che oggi è l’America.




Thanks to water which gave power to an increasing number of helve hammers, the smiths’anvil, Maniago’s blacksmiths increased their production and became more skilled day by day: at the beginning it was mostly tools related to agrarian work, such as ploughshares, axes and scythes, afterwards the technique rapidly progressed and specialized into what was later renowned as ‘the smiths’art & craft workshop’.

Grazie all’acqua che alimentava un numero crescente di battiferri chiamati magli a testa d’asino, il lavoro dei fabbri di Maniago aumentò sensibilmente e soprattutto divenne più articolato e specializzato: dall’iniziale produzione degli attrezzi legati al lavoro agricolo, come vomeri, falci, coltellacci e roncole, la tecnica progredì rapidamente, si specializzò e pose le basi allo sviluppo dell’arte fabbrile e delle botteghe artigiane.

1500 AD

Arms for the
Venetian Republic
Armi per la Repubblica
di Venezia



During the XVI century the blacksmiths of Maniago were able to produce also products of very great prestige, such as the arms for the Venetian Republic. Nowadays the excellent ability of these skilled craftsmen is renowned even in Hollywood where the tool-creations of Maniago were used for many movies, such as Braveheart, Robin Hood and The Lord of the Rings

Durante il XVI secolo i fabbri di Maniago erano già in grado di realizzare prodotti di un certo prestigio, come le armi per la Repubblica di Venezia. Oggi le eccellenti abilità degli ingegnosi artigiani sono ammirate perfino a Hollywood, dove le riproduzioni di armi fatte a Maniago sono utilizzate in film famosi, come Braveheart, Robin Hood e Il Signore degli Anelli.

1700 AD

The craft workshops
Le botteghe artigiane

The craft workshop appeared to satisfy a new demand of working tools increasingly small in size and dedicated to specific uses, such as pocket-knives, scissors and surgical instruments. These new small tools had to be extremely precise and also have a nice design: precision and esthetical style defined the new production parameters of the smiths then called 'fàvri da fin'.

La crescente domanda di strumenti da lavoro sempre più piccoli, perfetti in ogni particolare e dediti a specifici utilizzi, come coltelli da tasca, forbici e strumenti chirurgici, diede l'input alla nascita delle botteghe artigiane: questi nuovi strumenti dovevano essere estremamente precisi ed allo stesso tempo gradevoli dal punto di vista del design; precisione e gusto estetico definirono i nuovi parametri per il lavoro dei fabbri, chiamati così 'fàvri da fin'.



1800 AD

The great economic
growth
Il grande sviluppo
economico



The work of smiths became so predominant as to further increase the importance of Maniago; since then the town has been renowned as 'the city of the cutleries'. As iron was not easily available on the territory, Maniago smiths preferred to focus on the concept of highest quality rather than on quantity and developed a superior technique: Maniago's products were indeed of a higher quality if compared with the production of other Countries.

L'arte fabbrile assunse sempre più prevalenza all'interno della comunità, tanto da far identificare Maniago come 'la città delle coltellerie'. Data la scarsità in loco del ferro, Maniago preferì focalizzarsi sull'elevata qualità delle sue creazioni, piuttosto che sulla quantità, sviluppando così una tecnica avanzata: i prodotti di Maniago erano sicuramente di qualità e design più elevato rispetto a quelli di altri Paesi.

1900 AD


Smiths' art in Maniago
L'arte dei fabbri
di Maniago



At the beginning of the XX Century metals started to be transformed into tools indispensable for surgery and agriculture: incandescent iron was wrought and shaped into rough tools which were then finished into well-refined instruments by skillful hands.

Agli inizi del XX secolo il metallo veniva lavorato per creare strumenti indispensabili per l'agricoltura e la chirurgia: il metallo incandescente era modellato in strumenti grezzi che venivano poi rifiniti in utensili raffinati da mani abili.

1935 AD



1935: technical drawings of surgical instruments made by Guglielmo Ghezzi in 1935.
1935: disegni tecnici di strumenti chirurgici realizzati da Guglielmo Ghezzi nel 1935.

1970 AD

Great economic
expansion
Grande espansione
economica

In the 70s the introduction of modern specific and precise machines brought about a huge increase in the overall production, Maniago was dynamic and blooming with more than 200 artisanal firms, 15 medium size enterprises and 4 industries. The new technologies paved the way to a diversification and specialization of the production to include other products in addition to classic knives such as dental and surgical instruments, scissors and shears, kitchenware, corkscrews, potato-peelers, sports and sub knives, turbine-engine blades, fine arts spatulas and many more. In those years Maniago supplied the German Federal Republic Army with more than 380.000 pocket knives.

Gli anni '70 furono caratterizzati da un incremento della produzione grazie all'inserimento di macchine moderne specializzate; la realtà produttiva era costituita da 200 aziende artigiane, 15 imprese di media dimensione e 4 aziende industriali. La produzione, non più limitata alla coltelleria, si diversificò specializzandosi in altri ambiti, come gli strumenti dentali, la posateria, le forbici, i pelapatate, i cavatappi, le pale per turbine, le spatole per belle arti, i coltelli per attività sportive, le forbici per giardinaggio e via dicendo. In quegli anni Maniago fornì l'Esercito della Repubblica Federale Tedesca di ben 380.000 coltelli da tasca.



Fine smith / Fâvri da fin



Coarse smith / Fâvri da gros



The forgers / Forgiatori



Grinding wheels / Finitura alle mole

Maniago

City of cutlery
Città delle coltellerie



Maniago's talent for blacksmith art expanded to the point that the town is today identified as the "city of knives" by definition. In the last decades the ability and know-how of Maniago's smiths have been reshaped and adjusted to meet the current needs of modern market: diversification was the key to keep pace with the new market demands and to face the new challenges, hence classic production evolved into highly technological manufacture to fit specific market niches. Nowadays Maniago holds more than one prestigious international record and is considered as reference model for the quality excellence and the huge technological value of its products. Maniago's manufacturers are worldwide leaders in the following sectors:

- Surgical instruments,
- Blades for turbines,
- Spatulas for fine arts,
- Corkscrews of refined design

Besides, Maniago's manufacturers are often winners of prestigious international prizes like "Best Manufacturer" and "Best Product" at the Blade Show in Atlanta USA.

Over the centuries working methods changed considerably due to technical developments but in the District of Knives the core values and the engine have remained the same as in the past: a rich know-how coming from its solid historical background and above all the great passion which all these manufacturers still put in their daily activity. Exceptional skill and deep love: a magic combination which charms the world and reflects Maniago's centenary culture.

L'abilità di Maniago nell'arte fabbrile è tale da avergli attribuito l'identificazione di "Maniago - città delle coltellerie". Negli ultimi anni le straordinarie abilità dei fabbri maniaghesi si sono adattate ai bisogni di un mercato sempre più esigente e differenziato e la diversificazione è stata la chiave per poter affrontare con successo le nuove sfide: la produzione classica si è evoluta in produzione altamente tecnologica per soddisfare specifiche nicchie di mercato. La produzione di Maniago oggi vanta numerosi record internazionali che riconoscono Maniago come un riferimento mondiale per livello qualitativo, design e contenuto tecnologico dei suoi prodotti; i produttori maniaghesi sono infatti leader mondiali nei seguenti settori:

- Strumenti chirurgici
- Pale per turbine,
- Spatole per belle arti,
- Cavatappi di qualità e design raffinato

Le aziende maniaghesi sono inoltre vincitrici di numerosi premi internazionali come "Miglior azienda" e "Miglior prodotto" della fiera Blade Show di Atlanta, USA.

Nei secoli sono cambiate le metodologie di lavorazione, le tecnologie impiegate hanno ridefinito i parametri di lavoro, ma a Maniago è rimasta immutata la passione dei maniaghesi per il proprio lavoro e soprattutto la loro abilità nel creare strumenti: la magica combinazione tra abilità eccezionali e profonda passione riflette la centenaria cultura di Maniago che ancora oggi, dopo secoli, incanta il mondo.



Museum

Museum of cutlery Il Museo delle coltellerie

Since 1998 the Museum of smith's art and cutlery is housed inside the building which was the first big cutlery industry in Maniago called Co.Ri.Ca.Ma. The museum reconstructs and values the workplaces and the work tools used from the beginning to the present day. The main past and present productions of the town's industries are displayed thus documenting the historical and the technological evolution of the centenary cutlery tradition of Maniago. From the first "batti ferro" (iron hammer) to the most modern production technologies, the different ways of working iron are widely illustrated and shown also with perfectly well preserved and still functioning machines. In the historical part of the museum working places dating back from the 15th to the 19th century are reconstructed with the original machines of the period, such as forges, trip and helve hammers, hydraulic wheels and all sort of daily working tools. A few halls show the technological evolution of the production techniques and of machines occurred when the electrical energy took the place of hydraulic and mechanical power. More recent and more sophisticated devices complete the exhibition halls such as blade-grinding machines, knives-handle working machines which could be made of various kind of wood or different horn type, the first tempering furnaces as well as a wide variety of moulds and prototypes used in the different periods.


The museum represents a great resource for the town of Maniago because it strengthens the collective identity and transmits to the new generations the values, the huge expertise and precious know-how of the ancient blacksmiths.

The Museum of Smithery and Cutlery.
Il Museo dell'Arte Fabbriile e delle Coltellerie.

Il Museo dell'arte fabbrile e delle coltellerie è allestito all'interno della prima vera industria di Maniago, la coltelleria Co.Ri.Ca.Ma. All'interno del museo sono ricostruiti e valorizzati strumenti e ambienti di lavoro che documentano l'evoluzione storica e tecnologica della tradizione secolare di Maniago legata agli strumenti da taglio. Dalla comparsa dei primi battiferro fino alle più odierne tecnologie di produzione, i vari metodi di lavorazione dell'acciaio sono illustrati con attrezzi e macchinari perfettamente conservati e funzionanti. La parte storica della visita propone gli ambienti lavorativi tipici dal XV al XIX secolo con macchinari ed utensili del periodo, come le fucine, i magli a testa d'asino, la ruota idraulica, le mole a pedale per l'arrotatura delle lame ed il banco da lavoro con tutti gli attrezzi. Le altre sale illustrano l'evoluzione dei macchinari con l'avvicendamento dell'energia elettrica a quella idraulica e meccanica e le tecnologie più moderne e sofisticate completano l'esposizione. Arricchiscono il museo le macchine per la molatura delle lame, quelle per la lavorazione dei manici dei coltelli, che potevano essere di corno, di osso o di varie essenze di legno, i primi forni a tempera, i trapani a colonna, i primi forni per la tempera, le punzonatrici e vari prototipi di vari articoli da taglio; all'esterno dell'edificio sono inoltre posizionati i grandi magli a caduta verticale.

Il museo, sede anche di numerosi congressi, seminari e conferenze, è una risorsa importante per Maniago: sviluppa il senso di identità collettiva e trasmette alle generazioni a venire i valori e le conoscenze della secolare tradizione dei fabbri di Maniago.

Inside the Museum of Smithery and Cutlery: a detail.
Particolare di una sala all'interno del Museo.



Customer care

Orientati al cliente

The entire Medesy team is daily committed to provide not just the best quality products but takes pleasure in looking after all its customers with a personalized attention and punctual pre and post sales-service. All our operations are aimed to optimize the customer satisfaction of our partners, with whom Medesy is dedicated to build an increasingly close partnership based on mutual trust and commitment.

L'intero team Medesy è costantemente dedicato ad assicurare ai suoi partner i migliori strumenti così come un servizio al cliente altamente personalizzato ed una puntuale e precisa assistenza pre e post vendita. Tutte le nostre azioni mirano ad ottimizzare la soddisfazione dei nostri partners, con i quali Medesy intende creare una cooperazione a lungo termine, che si basi su reciproca stima, impegno ed ascolto.

Oriented to the future

Orientati al futuro

Staying anchored to the values of the past but also oriented to the future, Medesy has adopted modern means of marketing and communication which facilitate the development of better relations and close partnerships with its customers. Thanks to the new communication strategies and to the continuous launch of new products, presented in an unique and prestigious packaging, Medesy is considered one of the most dynamic companies in the dental field, most sensitive to the demands of an increasingly specialist market and fast-reacting to the request for innovation and for superior quality standards.

Medesy ha i piedi ed il cuore ben saldi nella propria cultura, ma è al futuro che volge il suo sguardo: rinnovare ed innovarsi è fondamentale per rispondere ad un mercato sempre più esigente. Medesy si è dotata dei più moderni mezzi di comunicazione per poter agevolmente comunicare con i suoi partner e si avvale delle molteplici opportunità che la tecnologia offre per poter sviluppare, integrare e dare valore aggiunto ai rapporti con i clienti. Grazie alle nuove tecnologie di comunicazione ed al costante lancio di nuovi prodotti, sia singoli sia presentati in eleganti packaging, Medesy è considerata una delle aziende più dinamiche del mercato, estremamente sensibile anche alle richieste più specifiche dei professionisti e molto reattiva alle esigenze di prodotti sempre più innovativi e di standard qualitativi superiori.

One of the many training and educational lectures on the evolution of Medesy instruments.

Uno dei numerosi corsi di aggiornamento sull'evoluzione della gamma strumenti Medesy.



Award

UniCredit awards Medesy
UniCredit premia Medesy



The prize "OK Italia" by Unicredit, one of Europe's most prestigious commercial banks, is a very prestigious business award given to Italian manufacturing companies, not just belonging to the dental sector, in recognition of their outstanding achievement in International Trade. Medesy has been awarded the Price "ITALIA OK" 2013 Edition.

Il premio "OK ITALIA" è indetto da Unicredit, una delle più importanti banche europee, ed è un premio annuale molto prestigioso attribuito alle migliori aziende italiane, scelte nell'intero panorama nazionale, in riconoscimento dei loro eccezionali risultati. Medesy ha vinto il premio "OK ITALIA" edizione 2013.

105 Countries

105 Paesi



Nowadays Medesy is firmly present and appreciated in more than 105 international markets for the excellent quality of its products refined in all the details, from a technical point of view and in terms of design.

Al giorno d'oggi Medesy è radicata in 105 Paesi ed altamente apprezzata a livello internazionale per l'eccellente qualità dei suoi prodotti, rifiniti in ogni singolo dettaglio, sia dal punto di vista tecnico, sia prettamente di design.

30

International Exhibitions
Presenze in fiere internazionali



Every year Medesy actively participates to more than 30 international exhibitions and scientific congresses, autonomously as Medesy trademark or in support of the activity of its precious partners during national dental events.

Ogni anno Medesy partecipa a più di una trentina tra fiere internazionali, congressi scientifici e conferenze, sia in autonomia sia in supporto all'attività svolta dai preziosi partner.

DALILA™ 

New Medesy handle Nuovo manico Medesy

Our heritage and background are the pillars as well as the engine of Medesy production where each single instrument is the perfect combination between artisanal expertise and technological approach: the added value of our new handle, Dalila, is the expression of our artisanal culture and a strong investment in innovation and research. Our purpose: offering you high-performance instruments which may improve and fully respond to your daily needs.

DALILA™  handle specially designed to ensure you:


- Innovative design
- Fast cleaning
- Easier sterilization
- A more comfortable and secure grip
- Available in 6 Ø mm solid, 8 Ø mm hollow, 10 Ø mm hollow

La nostra cultura e la nostra secolare esperienza sono i pilastri e la principale energia della produzione Medesy: ogni singolo strumento è la concretizzazione del perfetto equilibrio tra esperienza artigianale e sviluppo tecnologico; il valore aggiunto di Dalila, il nostro nuovo manico, testimonia sia la nostra cultura sia il nostro costante investimento in innovazione e ricerca, così da potervi offrire strumenti sempre più rispondenti alle vostre esigenze.

Il manico **DALILA™**  è stato appositamente studiato per garantirvi:

- Presa più comoda e sicura
- Design innovativo
- Pulizia più semplice
- Sterilizzazione più efficace
- Disponibile in 6 Ø mm solido, 8 Ø mm vuoto, 10 Ø mm vuoto

DALILA™ 





Our research La nostra ricerca



From a daily contact with our customers and the special attention we confer to our partners' needs we draw the motivations and the suggestions to keep on improving our instruments with the purpose of facilitating the techniques and the daily tasks of dental practitioners. Medesy works in close cooperation with opinion leaders and professors of worldwide universities in order to design and produce the best innovative instruments, such as Dr. F. Comella's drop shape mirror, the new Gracey curette with Dalila handle and titanium tips or the Ring Lock scissors

Il quotidiano contatto con i nostri clienti e la speciale attenzione che dedichiamo alle singole esigenze dei nostri partner ci danno le motivazioni ed i giusti input per migliorare continuamente i nostri strumenti, con lo scopo ultimo di agevolare le tecniche e le attività quotidiane dei professionisti. Medesy lavora in stretta collaborazione con opinion leader e professori di università di tutto il mondo, al fine di progettare e produrre strumenti migliori ed innovativi, come lo specchio a forma di goccia Dr. F. Comella, la curette Gracey con punta in titanio e manico Dalila e le nuove forbici Ring Lock.

We are constantly working on the research and development of:

- New instruments
- New materials
- Different surface treatments
- New surgical techniques

Lavoriamo ed investiamo costantemente su:

- Sviluppo di nuovi strumenti
- Sviluppo di nuovi materiali
- Sviluppo di differenti trattamenti di superficie
- Sviluppo di nuove tecniche chirurgiche

The huge investments on last generation technological machineries as well as the opening of a new production factory prove the great ambition and strong will of Medesy Management to keep on improving the Quality Standard.

Gli enormi investimenti in macchinari di ultima generazione tecnologicamente avanzati e l'apertura del nuovo stabilimento di produzione dimostrano la forte volontà e l'orientamento del Medesy Management nel voler aumentare costantemente lo standard qualitativo dei nostri prodotti.



EXOMED™

Why 600 years guarantee? Perché 600 anni di garanzia?

**Medesy is the embodiment
of the huge know-how spread over 6
centuries of Maniago smiths'art**

**Medesy è il risultato del know-how
profuso in 6 secoli di storia
dell'arte fabbrile di Maniago**

**All Medesy instruments are guaranteed
against any material and/or manufacturing
defect for the entire life of the
product – never ending guarantee**

Tutti gli strumenti Medesy sono
garantiti contro ogni difetto di materiale
e/o produzione per l'intera vita dello
strumento – never ending guarantee

**All Medesy instruments are accurately
checked during each manufacturing phase**

Tutti gli strumenti Medesy sono accuratamente
controllati durante tutte le fasi di produzione



**All Medesy instruments are manufactured
only with high quality stainless steel**

Tutti gli strumenti Medesy sono realizzati
solo con il migliore acciaio

The 'added value' of our surgical
instruments derives from the passion which
our ancient craftsmen always dedicated
to their profession, whereby even the most
simple tool was refined as a piece of art

Il valore aggiunto dei nostri strumenti deriva
dalla passione dei nostri artigiani, dedicati
al loro lavoro come se fosse un'arte

**Medesy is the admirable result of 600
years of knowledge, skill and culture
in creating surgical instruments**

Noi siamo il risultato di 600 anni
di esperienza ed abilità e cultura nel
creare strumenti chirurgici

Observance of the recommended cleaning, sterilization and lubrication practices will help to ensure the best product performance. Misuse, abuse, improper use or unsuitable care and poor maintenance will void warranty claims. All MEDESYS instruments which would break or would present a functioning failure although utilized properly in total compliance with MEDESYS use and maintaining advices will be replaced free of any cost and charge. Our 600 years of history are the best guarantee for our customers!

Attenersi alle raccomandazioni per la sterilizzazione, pulizia e lubrificazione aiuterà a mantenere gli strumenti in perfetta efficienza. L'abuso, l'uso improprio degli strumenti e la mancata cura relativa alla manutenzione faranno decadere tutti i diritti di garanzia. Tutti i prodotti Medesy che sotto le normali condizioni d'uso potrebbero danneggiarsi o diventare inutilizzabili verranno gratuitamente sostituiti. I nostri 600 anni di storia sono la nostra migliore garanzia per i nostri clienti!



*We are one,
we live in one
world and we have
a collective health*

*La salute del mondo
è la nostra salute*

A better world begins with each of us every day, if we all take care of the environment we will improve the life and health of each single human being.

Medesy strongly believes in this concept and is actively engaged as detailed here below.

Environment CommitDent:

Medesy has always adopted an eco-friendly philosophy and constantly proves its commitment to nature and environment themes minimizing the impact in all the working phases and by implementing the following steps:

- **Product quality:** thanks to the high quality standard our instruments last longer and therefore have a lower impact on the environment
- **Recycling:** paper and plastic as well as other kind of materials are recycled during all production phases
- **Packaging:** all sort of packaging material comes 100% from recycled sources and is fully recyclable
- **Production resources:** we have ambitious objectives with the purpose of reducing the consumption of the resources, such as water and energy, needed for manufacturing
- **Trees:** Medesy since its birth has kept reserving part of the company soil as a nursery for trees and plants. 500 trees (hornbeams, white ashes and maple) were planted in the old company garden; a wider project is foreseen for the new location, a full green area will be retained for a larger number of plants and for garden pets.

Social CommitDent:

Medesy is committed to maintain a fair and thoroughly responsible behaviour in all business and working transactions, whereby the company has chosen to base all its commercial partnerships and cooperation in compliance with the values of honesty, transparency and respect.

Humanitarian CommitDent:

Social and humanitarian solidarity is also one of the main beliefs of the Company and is performed in many different ways, through charity donations and financing social-leisure activities for the community, particularly those aimed at creating opportunities for young people.

Person CommitDent:

The above core values are Medesy guidelines in all its daily actions and in all sort of interpersonal relation, especially with its working staff. Great respect and valorisation of each single employee and the implementation of special employment practices ensure a better working atmosphere where the single person feels highly esteemed and inspired. Equally each Medesy employee performs his daily tasks with a sincere and respectful approach in the relations with all customers and partners, a clear proof of our moral integrity and company values.

Un mondo migliore inizia ogni giorno con ognuno di noi: se noi tutti ci prendiamo cura dell'ambiente potremo migliorare la vita e la salute di ogni singolo essere umano.

Questo è il pensiero Medesy che vede il nostro impegno attivo su più fronti:

CommitDent Ambientale:

Il rispetto per la natura e l'ambiente è da sempre al centro della filosofia Medesy che è impegnata per ridurre al minimo l'impatto del suo lavoro adottando precisi accorgimenti:

- **Qualità del prodotto:** più i nostri strumenti sono longevi, grazie all'elevata qualità, e meno impattano sull'ambiente
- **Riciclo:** da sempre l'azienda è attenta al riciclo di carta, plastica così come di altri materiali in tutte le fasi di produzione
- **Imballaggio:** il materiale di imballo utilizzato è riciclato al 100% e riciclabile ancora
- **Risorse:** abbiamo obiettivi ambiziosi per poter diminuire significativamente le risorse utilizzate (come acqua ed energia) nelle fasi di produzione
- **Alberi:** Medesy ha da sempre riservato parte del terreno in cui sorge la ditta a nursery per alberi e piante. Nella vecchia sede Medesy sono stati piantati 500 alberi (Carpino, Frassino e Acero), e nella nuova location si prevede di piantarne molti di più nella zona riservata ad area verde e popolarla inoltre di animali da giardino.

CommitDent Sociale:

Medesy si impegna ad essere sempre ed in ogni circostanza una realtà responsabile che basa le proprie azioni ed il proprio lavoro non solo sul business ma sul buon senso e soprattutto cercando di creare con i propri partner collaborazioni di lungo termine che si basino sulla condivisione di valori come la trasparenza, l'onestà ed il rispetto.

CommitDent Umanitario:

Da sempre Medesy è impegnata in attività di solidarietà sociale su più fronti, sia in termini di beneficenza per svariati enti umanitari, sia in termini di finanziamento di attività socio-ricreative del nostro territorio, in particolare modo per quelle iniziative volte a dare spazio ai giovani ed alle loro aspirazioni.

CommitDent Personale:

Tutte le azioni Medesy sono guidate dai nostri core values in particolare modo il nostro rapporto verso le singole persone, soprattutto i nostri collaboratori: Medesy ha il massimo rispetto per tutti i suoi collaboratori, che stima ed apprezza, e le nostre employment practices sono volte a creare un ambiente lavorativo in cui ogni singola persona si senta apprezzata ed ispirata. Allo stesso modo i collaboratori Medesy prestano il medesimo rispetto per tutti i nostri clienti e le persone con cui ci interfacciamo, dimostrando la nostra integrità morale ed i nostri valori.



SURGICAL / CHIRURGIA

A



DIAGNOSTIC / DIAGNOSTICA

B



PERIODONTAL / PARODONTOLOGIA

C



RESTORATIVE / CONSERVATIVA

D



IMPLANTOLOGY / IMPLANTOLOGIA

E



ORTHODONTICS / ORTODONZIA

F



LABORATORY / LABORATORIO

G



ACCESSORIES / ACCESSORI

H



PERFECT ALVEOLUS with Minimal Trauma! Alveolo perfetto con minimo trauma!

Clinical Case – Caso Clinico

Extraction of the root 1st premolar (tooth 14)

Estrazione della radice
del 1° premolare (dente 14)



Focus on the perfectly NEAT ALVEOLE and ABSOLUTELY UNDAMAGED and FULLY INTACT GUM.
Notare l'alveolo: nessun trauma, assolutamente integro!

- ✓ Exomed™ is designed to perform extractions with minimal trauma.
- ✓ Exomed™ is recommended to perform alveolar extractions of teeth with or without crown.
- ✓ Exomed™ è progettato per la realizzazione di estrazioni minimamente traumatiche.
- ✓ Exomed™ è indicato per l'estrazione alveolare di radici e denti con e senza corona.



EXOMED™ KIT

Contains / Contiene

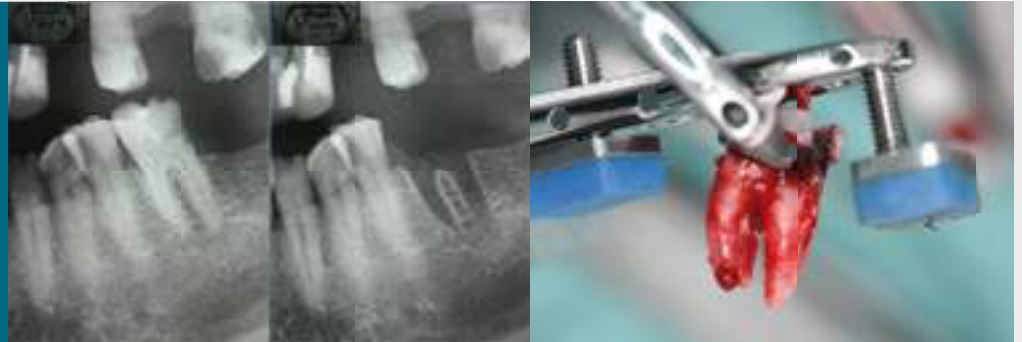
- | | |
|----|--|
| 1 | BS – Supports / Basi di appoggio |
| 2 | Extractor / Estrattore |
| 3 | RS 16 – Root screw \varnothing 16 / Viti per radici \varnothing 16 |
| 4 | RS 18 – Root screw \varnothing 18 / Viti per radici \varnothing 18 |
| 5 | COK – Kevlar cord / Cordino in Kevlar |
| 6 | Pliers / Pinze |
| 7 | PUEX – Universal tips / Punta universali |
| 8 | PRA – Prismatic tips for roots / Punta per radici |
| 9 | EL & EC – Manual Root extractors / Estrattori manuali per radici |
| 10 | KL & KC – Screwdrivers / Giraviti |
| 11 | PRS – Bur extender / Prolunga per fresa |

7500/KIT

Clinical Case – Caso Clinico

Extraction of the tooth 36 (1st inferior molar)

Estrazione del dente 36
(1° molare inferiore)



X-ray PRIOR and POST extraction, highlighted is the internal bone which is fully intact and above all the ALVEOLE SITE is PERFECTLY and TOTALLY UNDAMAGED.

Raggi X PRIMA e DOPO l'estrazione, dove si evidenzia l'osso interno perfettamente intatto. ALVEOLO perfettamente INTEGRO.

- 1** The periodontal and alveolar tissues remain **fully undamaged** after the extraction, no lacerations, no huge bleeding, the neighboring tissues are practically perfect after the operation!
 I tessuti parodontali ed alveolari rimangono **perfettamente intatti** dopo l'estrazione, assenza di lacerazioni e sanguinamento copioso, anche i tessuti adiacenti rimangono praticamente perfetti!
- 2** It is a fully reliable alternative technique allowing the immediate insertion of the implant in a perfect and undamaged alveolus.
 Possibilità di inserimento di un impianto subito dopo l'estrazione: questo perché l'alveolo rimane perfettamente integro.
- 3** No need to perform a syndesmotomie and luxation before the extraction.
 Non è necessario effettuare la sindesmotomia e la lussazione prima dell'estrazione.
- 4** Smaller in size than a forceps: no need for the patient to remain full open mouth as required with conventional techniques.
 Permette una minor apertura della bocca rispetto alla tecnica tradizionale che impiega le pinze per estrazione, quindi maggior comfort per il paziente.
- 5** The extraction of **roots** and **damaged teeth or partially ruined teeth** is really easier and faster.
 L'estrazione di **denti**, anche **completamente o parzialmente scoronati**, è effettivamente più semplice e veloce.
- 6** The extraction made with Exomed™ does not require any special high pulling force of the dentist.
 Le estrazioni con Exomed™ sono ottenute esclusivamente con la forza delle due dita: non è necessario pertanto alcuno sforzo.



*... and smaller in size than a forceps!
 ... ed è più piccolo di una pinza!*



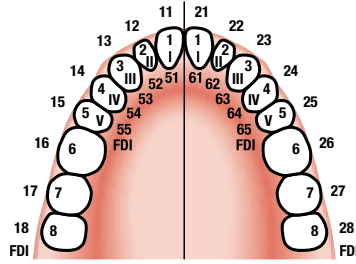
For additional information about Exomed and to see all clinical cases visit www.exomed.it or address your questions to exomed@medesy.it

Per maggiori informazioni riguardo Exomed e per vedere tutti i casi clinici visitare il sito www.exomed.it o scrivi a exomed@medesy.it

APPLICATION REFERRAL CHART FOR EXTRACTING FORCEPS

TABELLA DI APPLICAZIONE DELLE PINZE PER ESTRAZIONI

UPPER JAW / ARCATA SUPERIORE

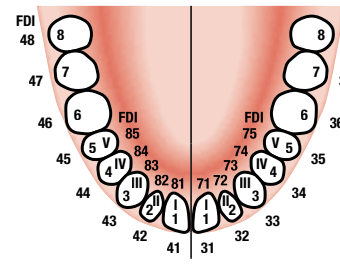


- 11-18 Permanent teeth**
Denti permanenti
- 21-28 Permanent teeth**
Denti permanenti
- 1-8 Permanent teeth**
Denti permanenti
- 51-55 Temporary teeth**
Denti temporanei
- 61-65 Temporary teeth**
Denti temporanei
- I-V Temporary teeth**
Denti temporanei

RIGHT SIDE / PARTE DESTRA

LEFT SIDE / PARTE SINISTRA

LOWER JAW / ARCATA INFERIORE



- 31-38 Permanent teeth**
Denti permanenti
- 41-48 Permanent teeth**
Denti permanenti
- 1-8 Permanent teeth**
Denti permanenti
- 71-75 Temporary teeth**
Denti temporanei
- 81-85 Temporary teeth**
Denti temporanei
- I-V Temporary teeth**
Denti temporanei

RIGHT SIDE / PARTE DESTRA

LEFT SIDE / PARTE SINISTRA

Code N° Codice	Centrals and canines Centrali e canini		Premolars Premolari		Molars Molari		Roots Radici		Wisdoms tooth Denti del giudizio		Pedo Children Denti da latte		Page N° Pagina
	L	U	L	U	L	U	L	U	L	U	L	U	
2400/1													A25
2400/7													A25
2400/13													A27
2400/17													A25
2400/18													A25
2400/22													A27
2400/34 N													A25
2400/35 N													A25
2400/51													A27
2400/51 AL													A27
2400/67													A27
2400/67 N													A27
2400/70													A22
2400/74													A27
2400/79													A28
2400/79 N													A28
2400/86													A27
2400/101 BC													A8
2400/133 BC													A8
2400/151 BC													A8
2400/187													A28
2500/1													A10
2500/2													A10
2500/3													A10
2500/4													A10
2500/7													A10
2500/8													A10
2500/13													A10
2500/13 S													A7
2500/17													A11
2500/18													A11
2500/18 A													A11
2500/19													A11
2500/20													A12
2500/21													A12
2500/22													A12
2500/22 S													A7
2500/23													A12
2500/24													A12
2500/29													A13
2500/29 S													A6
2500/30													A13
2500/33													A14
2500/33 A													A14
2500/33 L													A14
2500/37													A6
2500/38													A7
2500/39													A6
2500/39 A													A6
2500/39 L													A6
2500/39 R													A6
2500/40													A7
2500/41													A13
2500/46													A15
2500/49													A13
2500/51													A13
2500/51 A													A13
2500/51 L													A13
2500/52													A13
2500/54													A11
2500/55													A11
2500/56													A12

Code N° Codice	Centrals and canines Centrali e canini		Premolars Premolari		Molars Molari		Roots Radici		Wisdoms tooth Denti del giudizio		Pedo Children Denti da latte		Page N° Pagina
	L	U	L	U	L	U	L	U	L	U	L	U	
2500/67													A11
2500/67 A													A11
2500/68													A15
2500/73													A12
2500/73 L													A12
2500/73 S													A12
2500/74													A14
2500/74 D													A14
2500/74 M													A14
2500/74 N													A14
2500/75													A10
2500/75 A													A10
2500/76													A14
2500/76 N													A14
2500/76 S													A14
2500/79													A12
2500/79 A													A12
2500/86													A12
2500/86 C													A12
2500/87													A12
2500/88													A29
2500/89													A11
2500/90													A11
2500/91													A12
2500/94													A11
2500/95													A11
2500/96													A11
2500/97													A11
2500/98													A29
2500/99													A12
2500/101													A13
2500/101 A													A13
2500/107													A10
2500/108													A14
2500/110													A14
2500/111													A14
2500/113													A13
2500/114													A14
2500/122													A10
2500/123													A7
2500/130													A16
2500/136													A10
2500/137													A10
2500/138													A6
2500/139													A13
2500/143													A14
2500/147													A13
2500/148													A12
2500/157													A6
2500/158													A6
2500/159													A6
2500/160													A7
2500/161													A7
2500/162													A7
2500/163													A6
2500/166													A21
2500/167													A20
2500/168													A20
2500/169													A20
2500/170													A20
2500/171													A21
2500/172													A20

Code N° Codice	Centrals and canines Centrali e canini		Premolars Premolari		Molars Molari		Roots Radici		Wisdoms tooth Denti del giudizio		Pedo Children Denti da latte		Page N° Pagina
	L	U	L	U	L	U	L	U	L	U	L	U	
2500/173													A20
2500/180													A10
2500/181													A10
2500/182													A10
2500/185													A15
2500/187													A15
2500/189													A13
2500/190													A13
2500/221													A16
2500/223													A16
2500/350													A16
2500/351													A16
2500/352													A16
2500/353													A16
2600/101													A5
2600/111													A5
2600/115													A5
2600/122													A5
2600/150													A5
2600/160													A5
2600/170													A5
2650/1													A18
2650/5													

PEDODONTIC TOOTH FORCEPS, SPRINGS PATTERN

PINZE PER ESTRAZIONE PER BAMBINI, SISTEMA CON MOLLA



2600/160
(1:1 scale / scala 1:1)



2600/160 (mm 110)
Lower molars and premolars
Molari inferiori e premolari



2600/SET

Contains: 2600/101-111-115-150-160-170

Set children tooth forceps with spring (6 forceps).
Set pinze per bambini con molla (6 pinze).



2600/150 (mm 110)
Lower incisors and canines
Incisivi inferiori e canini



2600/170 (mm 110)
Lower roots
Radici inferiori



2600/101 (mm 115)
Upper incisors
Incisivi superiori



2600/111 (mm 110)
Upper premolars
Premolari superiori



2600/115 (mm 120)
Upper molars
Molari superiori



2600/122 (mm 125)
Upper roots
Radici superiori



SURGICAL / CHIRURGIA

PEDODONTIC TOOTH FORCEPS, ENGLISH PATTERN

PINZE PER ESTRAZIONE PER BAMBINI, FORMA INGLESE

2500/163

(1:1 scale / scala 1:1)



2500/138

Upper teeth and roots, for children
Superiori e radici, per bambini



2500/163

Upper centrals, for children
Superiori centrali, per bambini




2500/37

Upper incisors, for children
Incisivi superiori, per bambini



2500/29-S

Upper roots, for children
Radici superiori, per bambini



2500/159

Upper premolars, for children
Premolari superiori, per bambini



2500/157

Upper molars, for children
Molari superiori, per bambini



2500/158

Upper premolars and molars, for children
Premolari e molari superiori, per bambini



2500/39

Upper molars, for children
Molari superiori, per bambini



2500/39-A

Upper molars, for children
Molari superiori, per bambini



2500/39-R

Upper molars right, for children
Molari superiori destri, per bambini



2500/39-L

Upper molars left, for children
Molari superiori sinistri, per bambini

2500/160
(1:1 scale / scala 1:1)



2500/38

Lower incisors and canines, for children
Incisivi inferiori e canini, per bambini



2500/162

Lower roots and centrals, for children
Radici e incisivi inferiori, per bambini



2500/123

Lower teeth and roots, for children
Inferiori e radici, per bambini



2500/13-S

Lower premolars, for children
Premolari inferiori, per bambini



2500/22-S

Lower molars, for children
Molari inferiori, per bambini



2500/160

Lower molars, for children
Molari inferiori, per bambini



2500/161

Lower molars, for children
Molari inferiori, per bambini



2500/40

Lower molars, for children
Molari inferiori, per bambini



The company was using this tooth forceps "Master sample exposser" in 1930s, to verify dimensions and shapes along production process. Displayed today at the museum, in Maniago.
Espositore utilizzato negli anni '30 per verificare forme e dimensioni delle pinze in produzione. Esposto attualmente presso il museo, a Maniago.

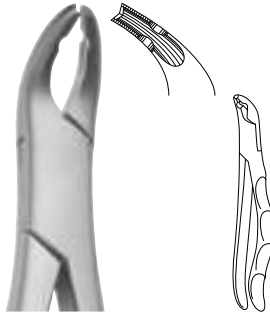
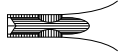


PEDODONTIC TOOTH FORCEPS, SQUARED BEAKS PATTERN

PINZE PER ESTRAZIONE PER BAMBINI, PUNTE A PROFILO QUADRO

2400/133-BC

(1:1 scale / scala 1:1)



2400/133-BC (mm 125)

Lower teeth, for children
Denti inferiori, per bambini

2400/151-BC (mm 150)

Lower teeth, for children
Denti inferiori, per bambini

2400/101-BC (mm 150)

Upper teeth, for children
Denti superiori, per bambini

PEDODONTIC TOOTH TWEEZERS

PINZETTE PER ESTRAZIONE PER BAMBINI



1029 (mm 160)

Albrecht

Pointed / Appuntite

1030 (mm 160)

Albrecht

Rounded / Arrotondate



Tooth forceps hot forging process.

Fase di stampaggio a caldo di una tenaglia per estrazioni.

PEDODONTIC TOOTH FORCEPS, AMERICAN PATTERN

PINZE PER ESTRAZIONE PER BAMBINI,
FORMA AMERICANA



2650/151 Pedo (Cryer, mm 135)

Lower premolars, incisors, roots, universal
Premolari inferiori, incisivi, radici inferiori, universale



2650/203 Pedo (mm 135)

Lower premolars, incisors, and roots, either side
Premolari inferiori, incisivi e radici inferiori, ambo i lati

2650/SET PEDO

Contains: 2650/65-69-16-17-18R-18L-203-150-151

Set Pedo tooth forceps, American pattern (9 forceps).
Set pinze modello americano per bambini (9 pinze).



2650/16 Pedo (Harris, mm 135)

Lower molars, cow-horn beak, either side
Molari inferiori, corna di bue, ambo i lati



2650/17 Pedo (mm 135)

Lower molars, either side
Molari inferiori, ambo i lati



2650/65 Pedo (mm 135)

Upper incisors and roots
Incisivi superiori e radici superiori



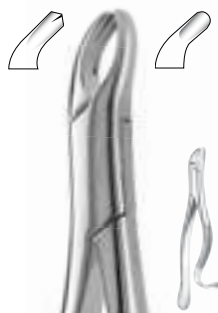
2650/150 Pedo (Cryer, mm 135)

Upper premolars, incisors, roots, universal
Premolari superiori, incisivi, radici superiori, universale



2650/18-R Pedo (Harris, mm 135)

Upper molars, right
Molari superiori destri



2650/18-L Pedo (Harris, mm 135)

Upper molars, left
Molari superiori sinistri



2650/69 Pedo (Tomes, mm 135)

Fragments, upper and lower
Frammenti superiori e inferiori



SURGICAL / CHIRURGIA

ANATOMIC TOOTH FORCEPS, ENGLISH PATTERN

PINZE PER ESTRAZIONE ANATOMICHE, FORMA INGLESE



2500/1

(1:1 scale / scala 1:1)



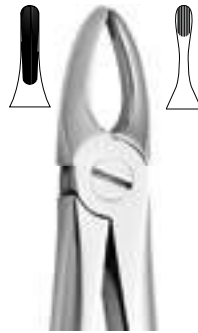
2500/1

Upper centrals and canines, wide
Incisivi centrali e canini superiori, larghi



2500/2

Upper laterals and canines
Incisivi laterali, canini



2500/3

Upper crowded incisors and canines
Incisivi superiori scoronati e canini uniti



2500/107

Upper canines
Canini superiori



2500/180

Special for upper centrals and canines deep gripping
Speciale per incisivi e canini superiori attacco profondo



2500/181

Special for upper premolars deep gripping
Speciale per premolari superiori attacco profondo



2500/7

Upper premolars
Premolari superiori



2500/136

Upper centrals premolars and roots
Premolari centrali e radici superiori



2500/4

Lower incisors and canines
Incisivi e canini inferiori



2500/75

Lower incisors and premolars
Incisivi e premolari inferiori



2500/75-A

Lower incisors and premolars
Incisivi e premolari inferiori



2500/137

Lower centrals and roots
Incisivi, canini inferiori e radici



2500/122

Lower centrals and roots
Centrali inferiori e radici



2500/182

Lower centrals canines and premolars deep gripping
Incisivi, canini e premolari inferiori attacco profondo



2500/13

Lower premolars either side
Premolari inferiori destri e sinistri



2500/8

Lower premolars either side
Premolari inferiori destri e sinistri

2500/17
(1:1 scale / scala 1:1)



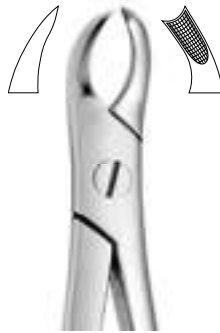
2500/17
Upper molars, right
Molari superiori destri



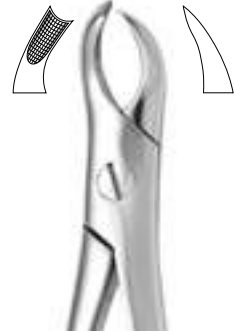
2500/18
Upper molars, left
Molari superiori sinistri



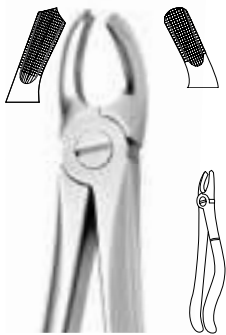
2500/18-A
Upper molars either side
Molari superiori destri e sinistri



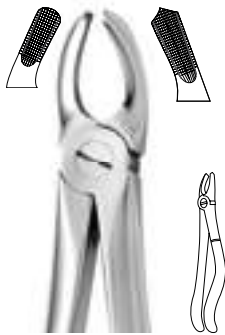
2500/89
Upper molars, right
Molari superiori destri



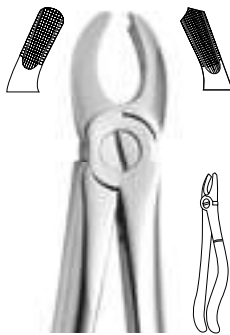
2500/90
Upper molars, left
Molari superiori sinistri



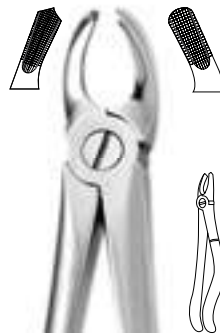
2500/94
Upper molars right
Molari superiori destri



2500/95
Upper molars left
Molari superiori sinistri



2500/96
Upper molars right
Molari superiori destri



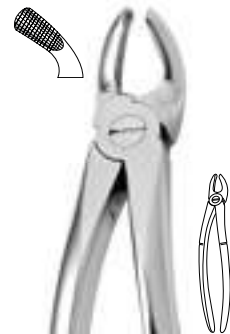
2500/97
Upper molars left
Molari superiori sinistri




2500/67
Upper third molars and upper wisdoms either side
Terzo molare superiore e denti giudizio superiori



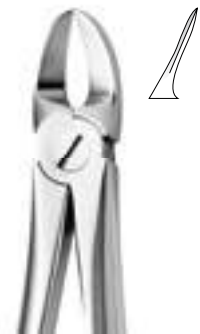
2500/67-A
Upper third molars and upper wisdoms either side
Terzo molare superiore e denti giudizio superiori



2500/19
Upper third molars and upper wisdoms either side
Terzo molare superiore e denti giudizio superiori



2500/54
For separating upper molars
Per separare molari superiori



2500/55
For separating upper molars
Per separare molari superiori



2500/73

(1:1 scale / scala 1:1)



2500/73

Lower molars
Molari inferiori



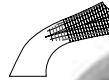
2500/73-S

Lower molars
Molari inferiori



2500/73-L

Lower molars
Molari inferiori



2500/21

Lower molars
Molari inferiori



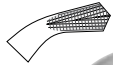
2500/22

Lower molars
Molari inferiori



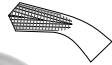
2500/148 (Balding)

Lower molars
Molari inferiori



2500/23

Lower molars, right
Molari inferiori destri



2500/24

Lower molars, left
Molari inferiori sinistri



2500/20

Lower third molars
Molari inferiori



2500/79

Lower third molars and
lower wisdoms either side
Terzo molare inferiore denti
giudizio inferiori destri e sinistri



2500/79-A

Lower third molars
Terzo molare inferiore



2500/56

For separating lower molars
Per separare molari inferiori

**COW HORN BEAK
CORNO DI BUE**



2500/86

Lower molars decayed
or broken down crowns
Molari inferiori scoronati



2500/86-C

Lower molars decayed
or broken down crowns
Molari inferiori scoronati



2500/91 (Rowney)

For separating lower molars
Per separare molari inferiori



2500/99 (Wood)

Lower molars
Molari inferiori



2500/87

Lower molars decayed
or broken down crowns
Molari inferiori scoronati



2500/51
(1:1 scale / scala 1:1)



2500/51
Upper roots
Radici superiori



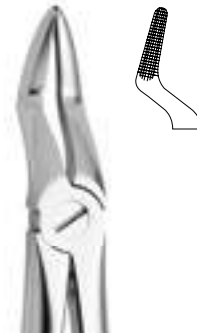
2500/51-A
Upper roots
Radici superiori



2500/51-L
Upper roots
Radici superiori



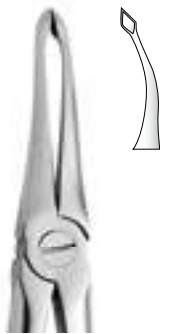
2500/139
Upper roots
Radici superiori



2500/52
Upper roots
Radici superiori



2500/189
Fragments upper roots
Frammenti radici superiori



2500/190
Fragments upper roots
Frammenti radici superiori



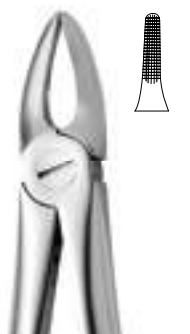
2500/41
Upper roots
Radici superiori



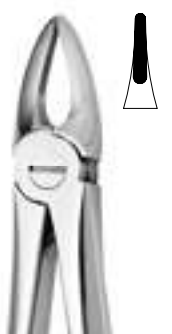
2500/49
Upper roots
Radici superiori



2500/30
Upper roots
Radici superiori



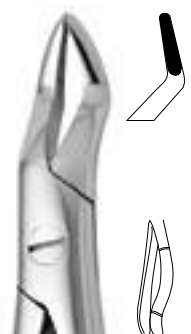
2500/29
Upper roots and incisor
Radici superiori e incisivi



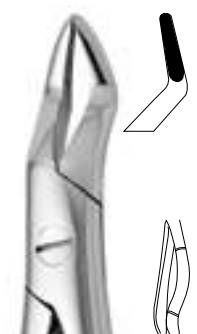
2500/113
Upper roots
Radici superiori



2500/147
Upper roots
Radici superiori

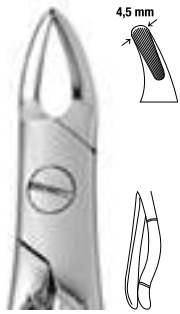


2500/101
Upper roots
Radici superiori



2500/101-A
Upper roots
Radici superiori

2500/108
(1:1 scale / scala 1:1)



2500/108
Upper roots
Radici superiori



2500/110 (Thorne)
Upper roots
Radici superiori



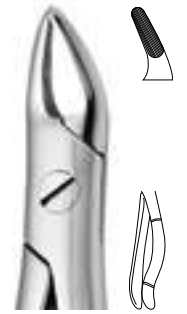
2500/111
Upper roots
Radici superiori



2500/76
Upper roots
Radici superiori



2500/76-N
Upper roots
Radici superiori



2500/76-S
Upper roots
Radici superiori

LOWER ROOTS
RADICI INFERIORI



2500/33
Lower roots
Radici inferiori



2500/33-A
Lower roots
Radici inferiori



2500/33-L
Lower roots
Radici inferiori



2500/74
Lower roots and incisors
Radici inferiori e incisivi



2500/74-D
Lower roots
Radici inferiori



2500/74-M
Lower roots and incisors
Radici inferiori e incisivi



2500/74-N
Lower roots and incisors
Radici inferiori e incisivi



2500/114
Lower roots and centrals
Radici inferiori e centrali



2500/143
Lower roots and centrals
Radici inferiori e centrali

2500/187
(1:1 scale / scala 1:1)



2500/187

Lower roots fragments
Frammenti di radici inferiori



2500/46

Lower roots
Radici inferiori



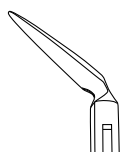
2500/68

Lower roots
Radici inferiori

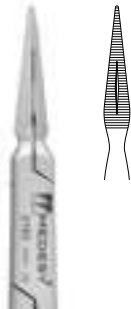


2500/185

Lower roots
Radici inferiori



2164 (mm 145)
Stieglitz
Curved
Curva




2163 (mm 155)
Stieglitz
Straight
Retta

Splinter forceps
Pinza per frammenti



2162/C (mm 140)
Curved
Curva

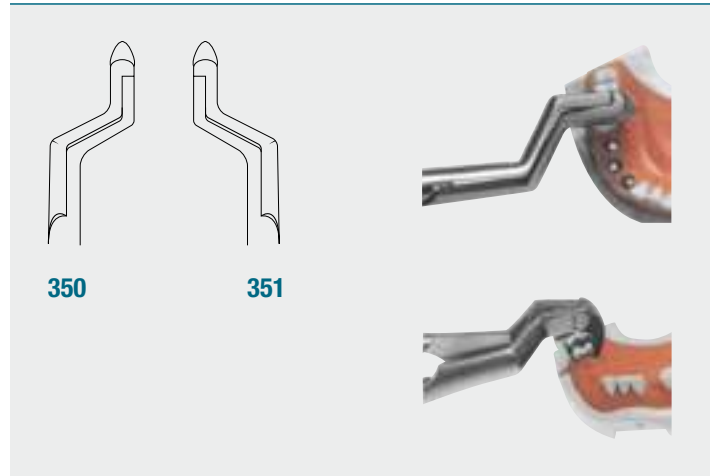
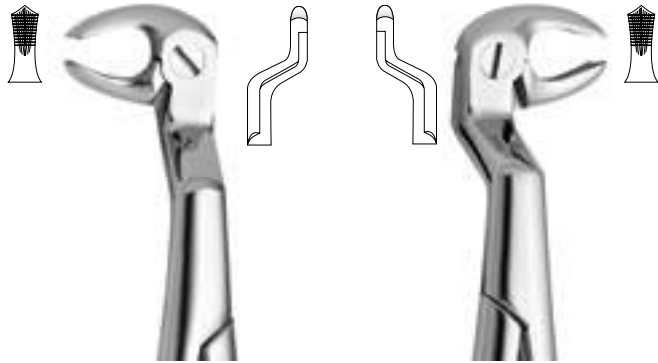


2162/R (mm 135)
Straight
Retta

Forceps for pins and broken nerve
Pinza per strumenti canalari e frammenti

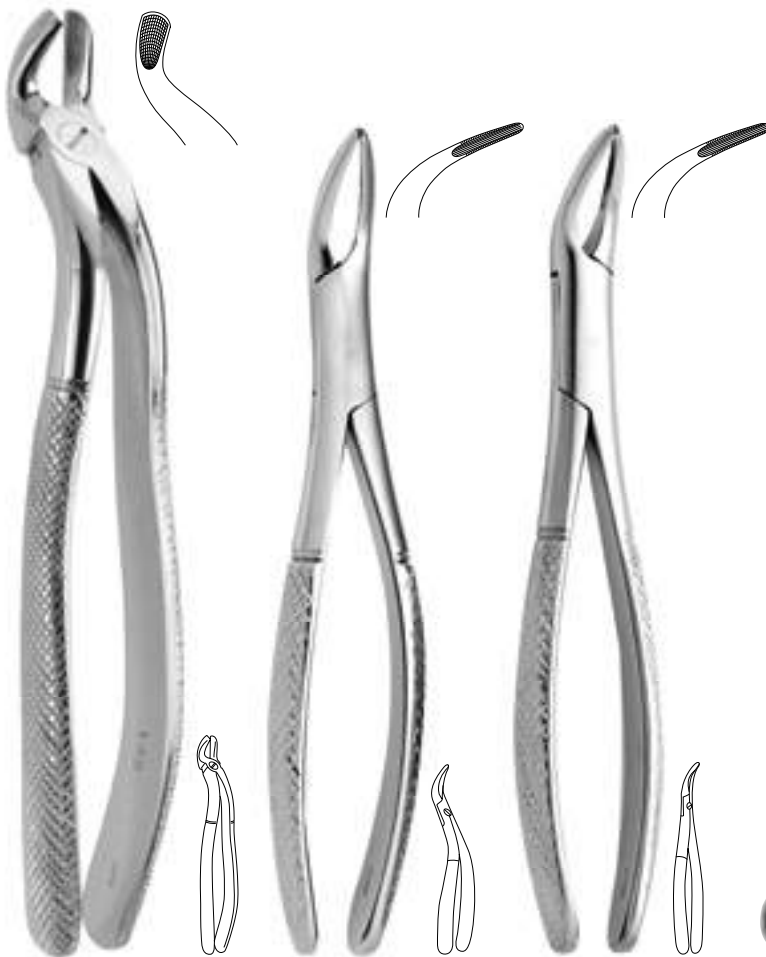


SURGICAL / CHIRURGIA



2500/350 (Routurier, mm 180)
Lower molars and wisdoms left
Molari inferiori e denti del giudizio sinistro

2500/351 (Routurier, mm 180)
Lower molars and wisdoms right
Molari inferiori e denti del giudizio destro



2500/130 (Ladmore, mm 190)
Upper wisdoms
Giudizio superiore

2500/221 (Witzel, mm 145)
Universal for upper roots
Universale per radici superiori

2500/223 (Witzel, mm 150)
Universal for lower roots
Universale per radici inferiori

2500/352 (mm 130)
Upper canines and premolars
Canini superiori e premolari

2500/353 (mm 130)
Lower molars either side
Molari inferiori destri e sinistri

SET OF TOOTH FORCEPS

SERIE DI PINZE PER ESTRAZIONI



The essential extraction Set including Medesy's most representative forceps:

- SET 10 pcs: for the basic extractions, from centrals to the third molars.
- SET 12 pcs: includes 2 additional forceps, the cow horn beak N-86 and the N-74 for lower roots and incisors.

Medesy experience and tradition aims at providing professional kits.

Set essenziale di pinze per estrazione di Medesy:

- SET 10 pezzi: permette di eseguire estrazioni primarie, dai denti centrali sino agli ottavi.
- SET 12 pezzi: composto da 2 ulteriori pinze, la corno di bue n-86 e la n-74 per l'estrazione di radici inferiori e incisivi.

Tutta l'esperienza e tradizione Medesy, da sempre indirizzata a fornire kit professionali a professionisti.

2500/SET-10

Contains: 2500/74-13-22-79-33
2-7-18A-67-51



2500/SET-12

Contains: 2500/2-13-33-51-7-79
17-18-22-67-74-86

“ MEDESY IN SPOT

**Under specific request,
the set can be assembled
with different forceps.**

*Su richiesta, è possibile cambiare
il contenuto del set. ”*



SURGICAL / CHIRURGIA

TOOTH FORCEPS, AMERICAN PATTERN

PINZE PER ESTRAZIONE, FORMA AMERICANA



2650/1

Incisor and canines
Denti incisivi e denti canini



2650/150 (Cryer)

Upper incisors, premolars, roots, universal
Incisivi, premolari e radici superiori, universali



2650/150-A (Cryer)

Upper incisors, premolars, roots
Incisivi, premolari e radici superiori



2650/150-AS

Upper premolars, incisors and roots
Denti premolari, denti incisivi e radici superiori



2650/99-C

Upper premolars, canines and incisors
Premolari, canini e incisivi superiori



2650/32 (Parmly)

Upper molars and premolars, broad beaks
Molari, premolari e radici superiori, punte larghe



2650/32-A (Parmly)

Upper molars, premolars and roots, narrow beaks
Molari, premolari e radici superiori, punte strette




2650/18-R (Harris)

Upper molars, right
Molari superiori destri



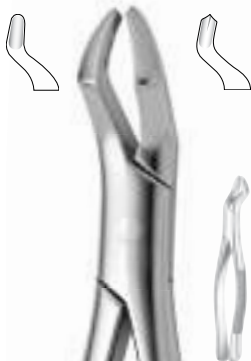
2650/18-L (Harris)

Upper molars, left
Molari superiori sinistri



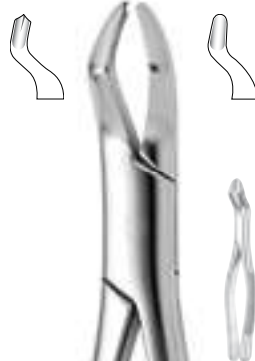
2650/10-S

Upper molars either side
Molari superiori destri e sinistri



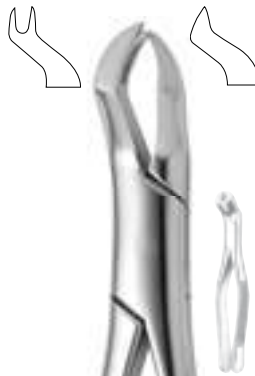
2650/53-R

Upper molars right
Molari superiori destri



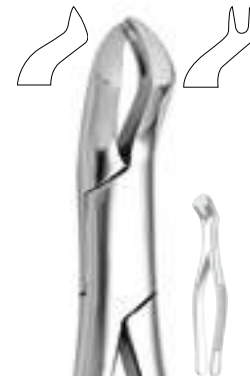
2650/53-L

Upper molars left
Molari superiori sinistri



2650/88-R (Nevius)

Upper molars, right
Molari superiori destri



2650/88-L (Nevius)

Upper molars, left
Molari superiori sinistri



2650/24

Upper molars, either side
Molari superiori destri e sinistri



2650/210
Upper wisdoms, either side
Denti giudizio superiori



2650/69 (Tomes)
Fragments, upper and lower
Frammenti di radici superiori e inferiori



2650/286
Upper roots, premolars
and incisors, either side
Radici, premolari e incisivi
superiori destri e sinistri



2650/65
Upper roots and fragments
Radici e frammenti superiori



2650/103
Lower incisors, premolars
and roots, either side
Incisivi, premolari e radici
inferiori destri e sinistri



2650/151 (Cryer)
Lower premolars, incisors,
roots, universal
Premolari, incisivi e radici
inferiori, universali



2650/151-A (Cryer)
Lower premolars,
incisors, roots
Premolari, incisivi
e radici inferiori



2650/151-AS
Lower premolars,
incisors and roots
Denti premolari, denti
incisivi e radici inferiori



2650/203
Lower incisors, premolars
and roots, either side
Incisivi, premolari e radici
inferiori destri e sinistri



2650/17
Lower molars, either side
Molari inferiori destri e sinistri



2650/15
Lower molars, either side
Molari inferiori destri e sinistri



2650/16 (Harris)
Lower molars, cow-horn
beak, either side
Molari inferiori, corno di bue,
destri e sinistri



2650/23
Lower molars, cow-horn
beak, either side
Molari inferiori, corno di bue,
destri e sinistri



2650/6
For separating lower molars
Per separare molari inferiori



2650/222
Lower wisdoms, either side
Denti giudizio inferiori
destri e sinistri



2650/5 (Physick)
Lower wisdoms,
either side
Denti giudizio inferiori
destri e sinistri





TOOTH FORCEPS, TROTTER PATTERN

PINZE PER ESTRAZIONE, MODELLO TROTTER

LOWERS / INFERIORI

2500/167

(1:1 scale / scala 1:1)



2500/167

Universal application
Uso universale

2500/169

Centrals laterals premolars lower canines and all roots
Incisivi canini premolari e tutte le radici

2500/173

Lingually inclined roots and wisdom teeth
Radici inclinate del giudizio

UPPERS / SUPERIORI

2500/170

(1:1 scale / scala 1:1)



2500/170

Premolars and all roots
Premolari e tutte le radici

2500/172

Premolars teeth and all roots
Premolari e tutte le radici

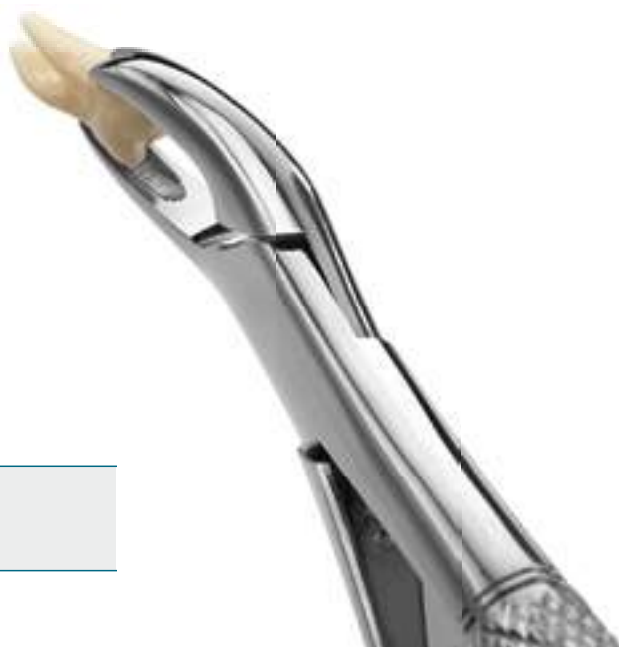
2500/168

Upper central and lateral teeth
Centrali/laterali e superiori



UPPERS / SUPERIORI

2500/166
(1:1 scale / scala 1:1)



2500/166

Universal application
Usò universale

2500/171

Wisdom and molar roots
Giudizio e radici dei molari

Dr. Fabrizio Comella: since the beginning of his career, as a dentist and researcher, he has been active in the specific field of technical development applied to dental instruments and devices. He is regularly cooperating with MEDESYS since 2007 for the study and the realization of innovative instruments conceived for use in surgery and implantology.

Dr. Fabrizio Comella: sin dall'inizio della sua carriera, come dentista e ricercatore, ha sfruttato le sue competenze tecniche nello sviluppo di strumenti in ambito odontoiatrico. Collabora attivamente con MEDESYS sin dal 2007, con la quale ha realizzato innovativi strumenti nel campo della chirurgia ed implantologia.



TOOTH FORCEPS, COMELLA PATTERN

PINZE PER ESTRAZIONE, COMELLA

2400/70

(1:1 scale / scala 1:1)



DR. FABRIZIO COMELLA'S FORCEPS

Dr Comella's forceps are the only forceps specifically designed for the extraction of the root and fragments of horizontal impacted third molars. The extraction of impacted third molars deserves a special attention for its complexity. Traditional tools and especially the elevators may be very unsafe as they may cause a damage to adjacent nerves and tissues, in the worst case even to the lingual nerve. Dr. Comella's forceps offer a secure and comfortable grip for an easy handling and healthy preservation of the surrounding tissues.

All clinical cases on www.medesy.it

(Protected by International Patent)

LA PINZA DEL DR. FABRIZIO COMELLA

La pinza del Dr. Comella è stata sviluppata specificatamente per l'estrazione delle radici e frammenti dell'ottavo incluso. Nella pratica odontoiatrica, l'estrazione di un ottavo incluso richiede una precisione assoluta, essendo di fatto un intervento tra i più delicati. Particolarità di questa pinza è la possibilità di estrarre anche le radici che risultano meno accessibili con l'ausilio di strumenti tradizionali: in particolare l'uso delle leve può provocare lacerazioni dei tessuti molli adiacenti con interessamento (nei casi più estremi) del nervo linguale. La pinza del Dr. Comella offre una presa sicura, preservando i tessuti adiacenti.

Tutti i casi clinici su www.medesy.it

(Protetta da Brevetto Internazionale)



EXTRACTION SET

SET PER ESTRAZIONE



2510/SET

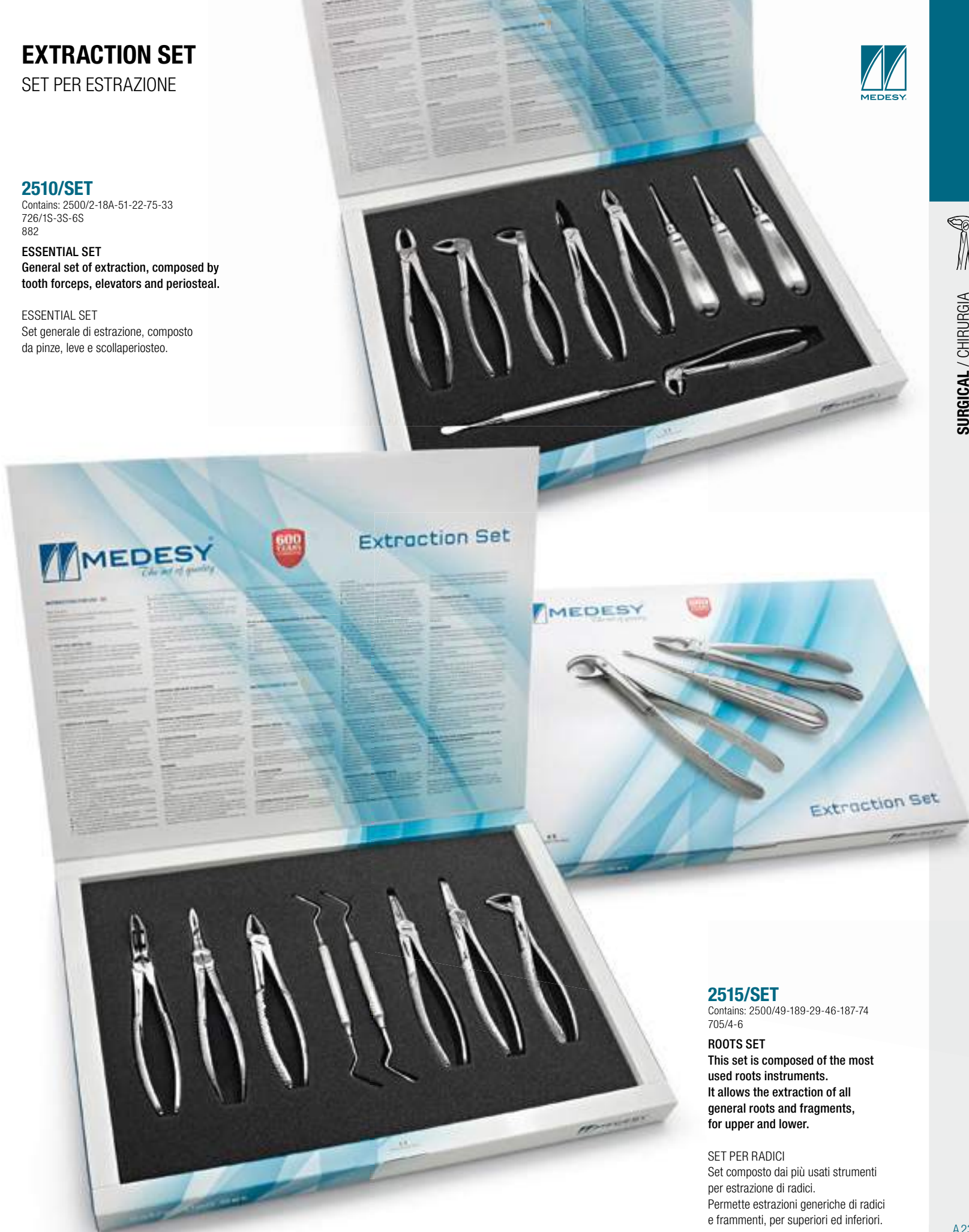
Contains: 2500/2-18A-51-22-75-33
726/1S-3S-6S
882

ESSENTIAL SET

General set of extraction, composed by tooth forceps, elevators and periosteal.

ESSENTIAL SET

Set generale di estrazione, composto da pinze, leve e scollaperiosteo.



2515/SET

Contains: 2500/49-189-29-46-187-74
705/4-6

ROOTS SET

This set is composed of the most used roots instruments.

It allows the extraction of all general roots and fragments, for upper and lower.

SET PER RADICI

Set composto dai più usati strumenti per estrazione di radici.

Permette estrazioni generiche di radici e frammenti, per superiori ed inferiori.



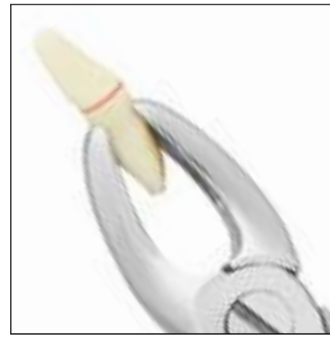
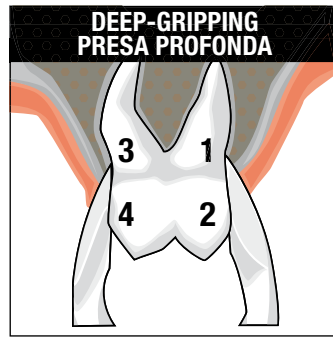
SURGICAL / CHIRURGIA

TOOTH FORCEPS BLADE BEAKS

PINZE PER ESTRAZIONE BLADE BEAKS

FORCEPS "BLADE BEAKS"

- 1 "Blade Beaks" smoothly penetrate in contact with the root.
- 2 They have larger contact surface for a secure grip.
- 3 They take care of the tissues and assure tooth fracture risk reduction.
- 4 They give better control over the root during the extraction operations.



Tooth forcep English type
Pinza per estrazione forma inglese



Tooth forcep Blade beaks
Pinza per estrazione Blade beaks

PINZE "BLADE BEAKS"

- 1 "Blade Beaks" penetrano facilmente sino al contatto della radice.
- 2 Hanno una maggior superficie di contatto per una presa più sicura.
- 3 Assicurano un maggior rispetto dei tessuti e riducono il rischio di frattura del dente.
- 4 Danno maggior controllo sulla radice durante le fasi di estrazione.



2400/1
(1:1 scale / scala 1:1)



2400/1

Upper centrals and canines
Incisivi centrali e canini superiori



2400/34-N

Upper centrals and canines, narrow tips
Incisivi centrali e canini superiori, punte strette



2400/7

Upper premolars
Premolari superiori

2400/35-N
(1:1 scale / scala 1:1)



2400/35-N

Upper premolars, narrow tips
Premolari superiori, punte strette



2400/17

Upper molars, right
Molari superiori destri



2400/18


Upper molars, left
Molari superiori sinistri



SURGICAL / CHIRURGIA



2400/51
(1:1 scale / scala 1:1)



2400/51
Upper roots
Radici superiori

2400/51-AL
Upper roots
Radici superiori

2400/67
Upper third molars and upper
wisdoms either side
Terzo molare superiore e denti
del giudizio superiori

2400/67-N
Upper third molars and upper
wisdoms either side, narrow tips
Terzo molare superiore e denti
del giudizio superiori, punte strette

2400/22
(1:1 scale / scala 1:1)



2400/22
Lower molars
Molari inferiori

2400/86
Lower molars decayed
or broken down crowns
Molari inferiori scoronati

2400/74
Lower roots and incisors
Radici inferiori e incisivi

2400/13
Lower premolars either side
Premolari inferiori destri e sinistri





2400/79

Lower third molars and lower wisdoms either side
Terzo molare inferiore e denti del giudizio inferiori

2400/79-N

Lower third molars and lower wisdoms either side
Terzo molare inferiore e denti del giudizio inferiori

2400/187

Lower roots fragments
Frammenti di radici inferiori



2400/SET

Contains: 2400/22-13-79-187-74-1-7-17-18-51

Blade beaks set, contains a selection of 10 tooth forceps.

Set Blade beaks, contiene una selezione di 10 pinze per estrazione.

“ MEDESYS IN SPOT

**Under specific request,
the set can be assembled
with different forceps.**

*Su richiesta, è possibile cambiare
il contenuto del set. ”*

FORCEPS FOR LOWER WISDOM TEETH

PINZE PER DENTI DEL GIUDIZIO INFERIORI

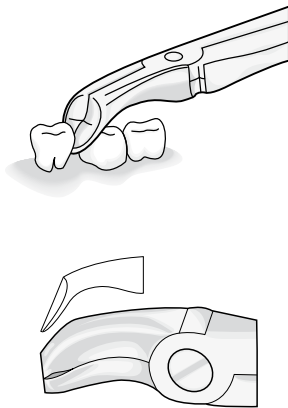


Both forceps are specifically projected for the extraction of lower wisdom teeth. Their special shape allows an easy and safe extraction even when the patient is unable to fully open the mouth. The forceps must be positioned between tooth # 7 and # 8. After checking if the dental arch is complete evaluate if tooth # 7 is healthy as it is often decayed. Squeeze the handles of the forceps while tilting them simultaneously, the tooth #8 will be levered out presenting the root in the distal position (as you will be able to verify through an x-ray image).

Entrambi i modelli di pinze sono ideali per l'estrazione dei denti del giudizio inferiori. La loro speciale sagoma permette di operare anche in caso di apertura limitata della bocca. La pinza si posiziona fra il 7 e 8 facendo attenzione che l'arcata sia completa ed il 7 sano (il quale spesso non è in ottime condizioni). Chiudendo ed inclinando la pinza, l'8 verrà sollevato e la radice si presenterà in posizione distale (come sarà poi possibile verificare con l'x-ray).



2500/88 (mm 175)



2500/98 (mm 165)



Operation cycle of a forged piece.
Ciclo di lavorazione di un particolare forgiato.

“ MEDESY IN SPOT

Did you know that a pair of scissors need about 90 working steps to be completely finished?

Lo sapevi che una forbice necessita di 90 passaggi produttivi, prima di ottenere il prodotto finito? ”



SURGICAL / CHIRURGIA



ROOT ELEVATORS

LEVE PER RADICI



680/1 Bein mm 2 Round Tonda	680/2 Bein mm 3 Round Tonda	680/3 Bein mm 4 Round Tonda	680/4 Bein mm 2 Flat Piatta	680/5 Bein mm 3 Flat Piatta	680/6 Bein mm 4 Flat Piatta	680/7 White mm 4	680/8 White mm 4	690/4 Flohr mm 3 Right Destra	690/7 Flohr mm 3 Flat Piatta	690/8 Flohr mm 3 Flat Piatta



680/1	680/9 Berten mm 5 Lower roots Radici inferiori	680/11 mm 3	680/12 mm 3	680/13 mm 3 Left Sinistra	680/14 mm 3 Right Destra	690/3 Flohr mm 3 Left Sinistra	690/5 Cryer Left Sinistra	690/6 Cryer Right Destra
--------------	--	-----------------------	-----------------------	--	---	--	--	---



720/4 Apical 304 mm 3	720/5 12 A mm 3	720/6 Seldin 34 S mm 4	720/7 Seldin mm 5,2	720/8 mm 3,2	720/9 Flohr mm 4,2	720/15 Seldin mm 3,5	726/2 S mm 2,5	726/3 S mm 3	726/4 S mm 3,5
------------------------------------	------------------------------	-------------------------------------	----------------------------------	------------------------	---------------------------------	-----------------------------------	--------------------------	------------------------	--------------------------



720/1 Apical 301	720/2 Apical 302 mm 2,5 Left Sinistra	720/3 Apical 303 mm 2,5 Right Destra	720/10 Flohr mm 3 Left Sinistra	720/11 Flohr mm 3 Right Destra	726/1S mm 2	726/5 S mm 4	726/6 S mm 4,5
----------------------------	---	--	---	--	-----------------------	------------------------	--------------------------



SURGICAL / CHIRURGIA



720/21 Seldin **Left** Sinistra
720/22 Seldin **Right** Destra
720/23 Seldin **Left** Sinistra
720/24 Seldin **Right** Destra
720/29 Miller 1 **Left** Sinistra
720/30 Miller 2 **Right** Destra

798/2 Coupland mm 3,6
798/3 Coupland mm 4,2



720/20 Flohr mm 3,2
720/27 Cryer **Left** Sinistra
720/28 Cryer **Right** Destra
720/27 S Cryer **Left** Sinistra
720/28 S Cryer **Right** Destra
720/31 Miller 3 **Left** Sinistra
720/32 Miller 3 **Right** Destra

798/1 Coupland mm 3



795/1 Hylin mm 3
795/2 Hylin mm 4,5
795/3 **Special for molars and premolars**
 Speciale per molari e premolari

797/2 London Hospital Coleman mm 4
797/3 London Hospital Coleman mm 4



795/1 Hylin
795/3 Hylin mm 3 **Left** Sinistra
795/4 Hylin mm 3 **Right** Destra


797/1 London Hospital Coleman mm 5
797/4 London Hospital Coleman mm 5



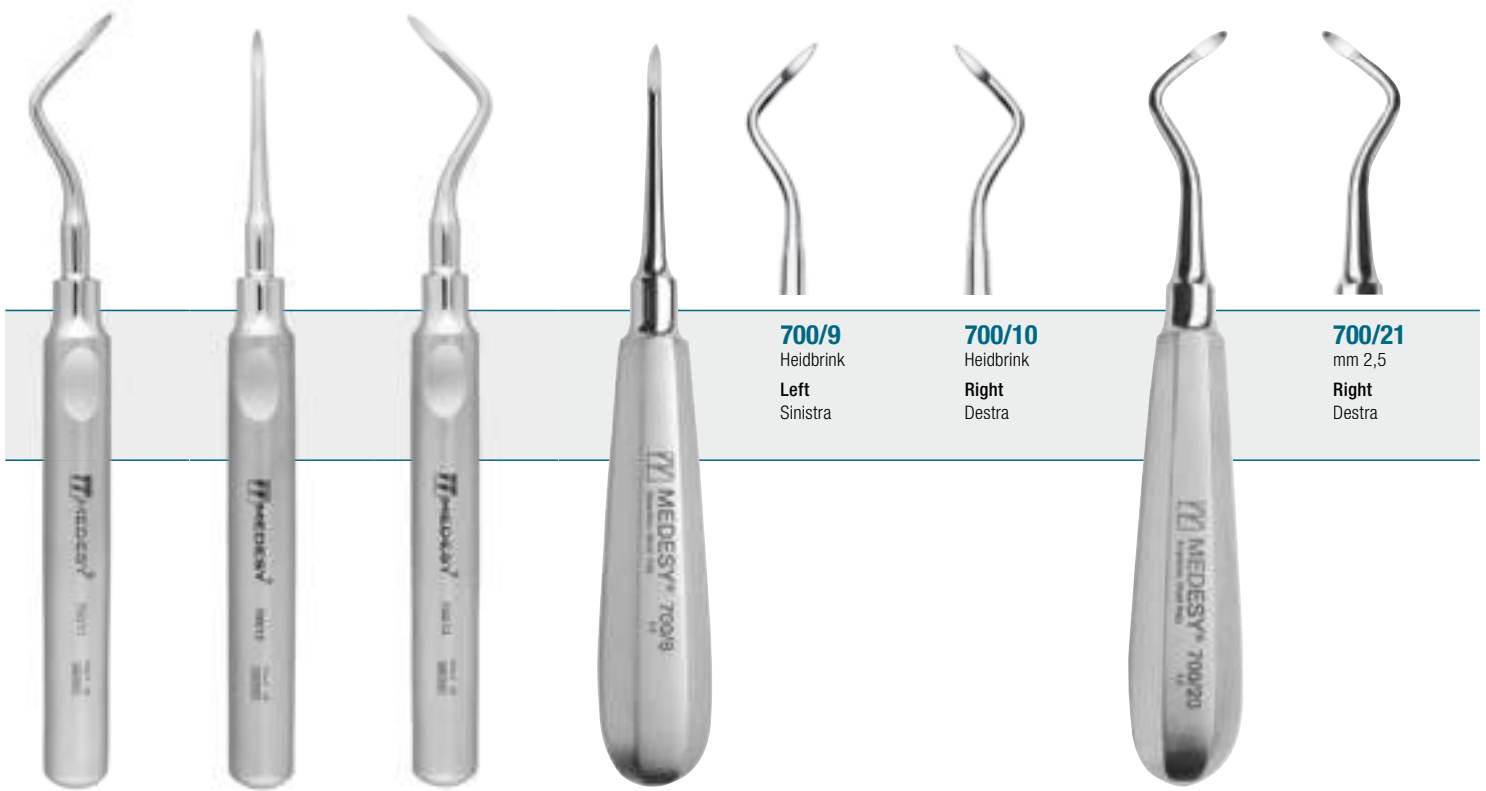
ø mm 1,5



ø mm 2,5



705/7 Heidbrink ø 1,5 Left Sinistra	705/8 Heidbrink ø 1,5	705/9 Heidbrink ø 1,5 Right Destra	705/1 Heidbrink ø 2,5 Left Sinistra	705/2 Heidbrink ø 2,5	705/3 Heidbrink ø 2,5 Right Destra	705/4 Heidbrink Apical ø mm 1,5 10 mm hollow handle 10 mm manico vuoto	705/6 Howard Apical ø mm 2,5 10 mm hollow handle 10 mm manico vuoto
---	---------------------------------	--	---	---------------------------------	--	---	--



700/11 Heidbrink ø 2,5 Left Sinistra	700/12 Heidbrink ø 2,5	700/13 Heidbrink ø 2,5 Right Destra	700/8 Heidbrink	700/9 Heidbrink Left Sinistra	700/10 Heidbrink Right Destra	700/21 mm 2,5 Right Destra	700/20 mm 2,5 Left Sinistra
--	----------------------------------	---	---------------------------	---	---	--	---



796/2
Warwick-James
mm 2,2



796/3
Warwick-James
mm 2,2



728/2
Friedman
Distal



681/2
mm 4,5

796/1 (mm 150)
Warwick-James
mm 2,2

728/1
Friedman
Mesial

681/1
mm 3,5

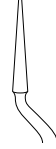


700/2
mm 4,0



700/3
mm 3,0

Offset
Baionetta



750/1
POTT
mm 3
Left
Sinistra

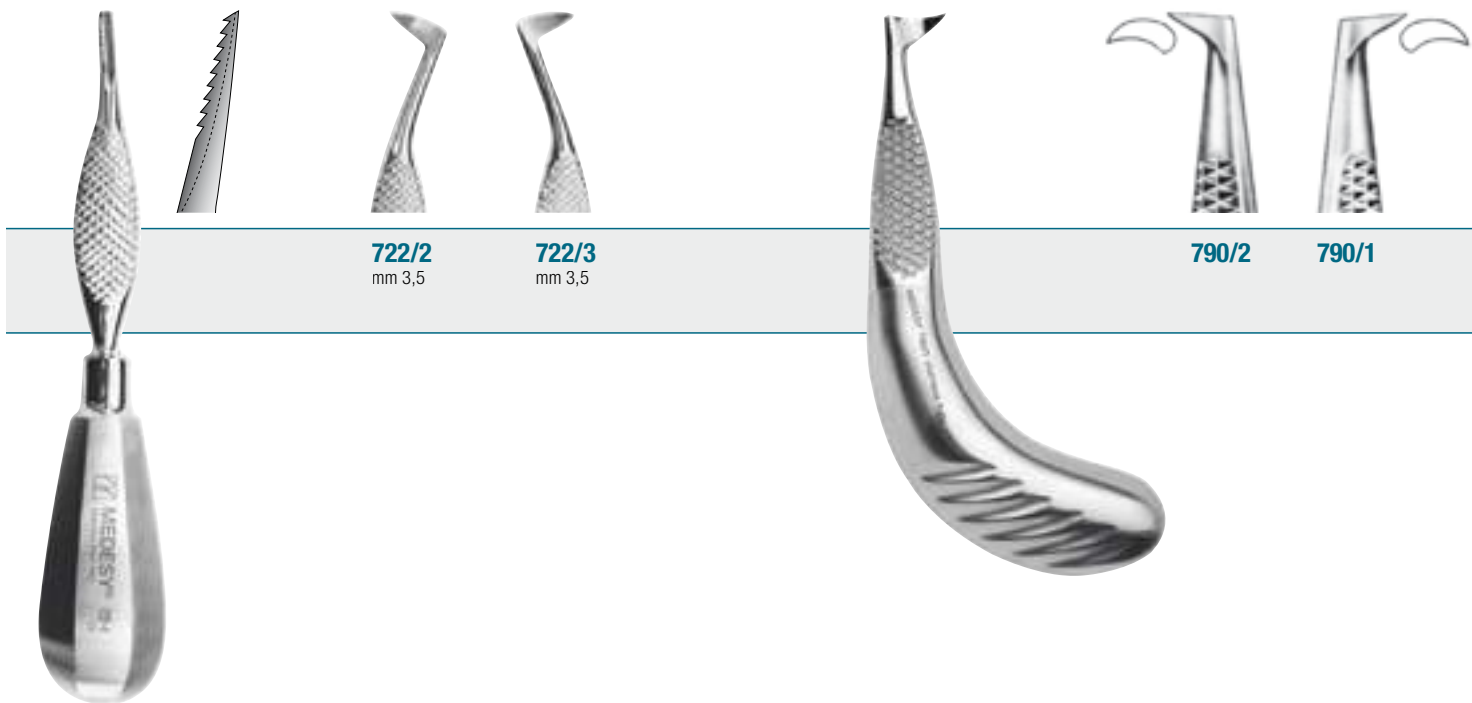


750/2
POTT
mm 3
Right
Destra



700/1 (mm 130)
mm 2,0

750/1 (mm 150)
POTT
mm 3



722/2
mm 3,5

722/3
mm 3,5

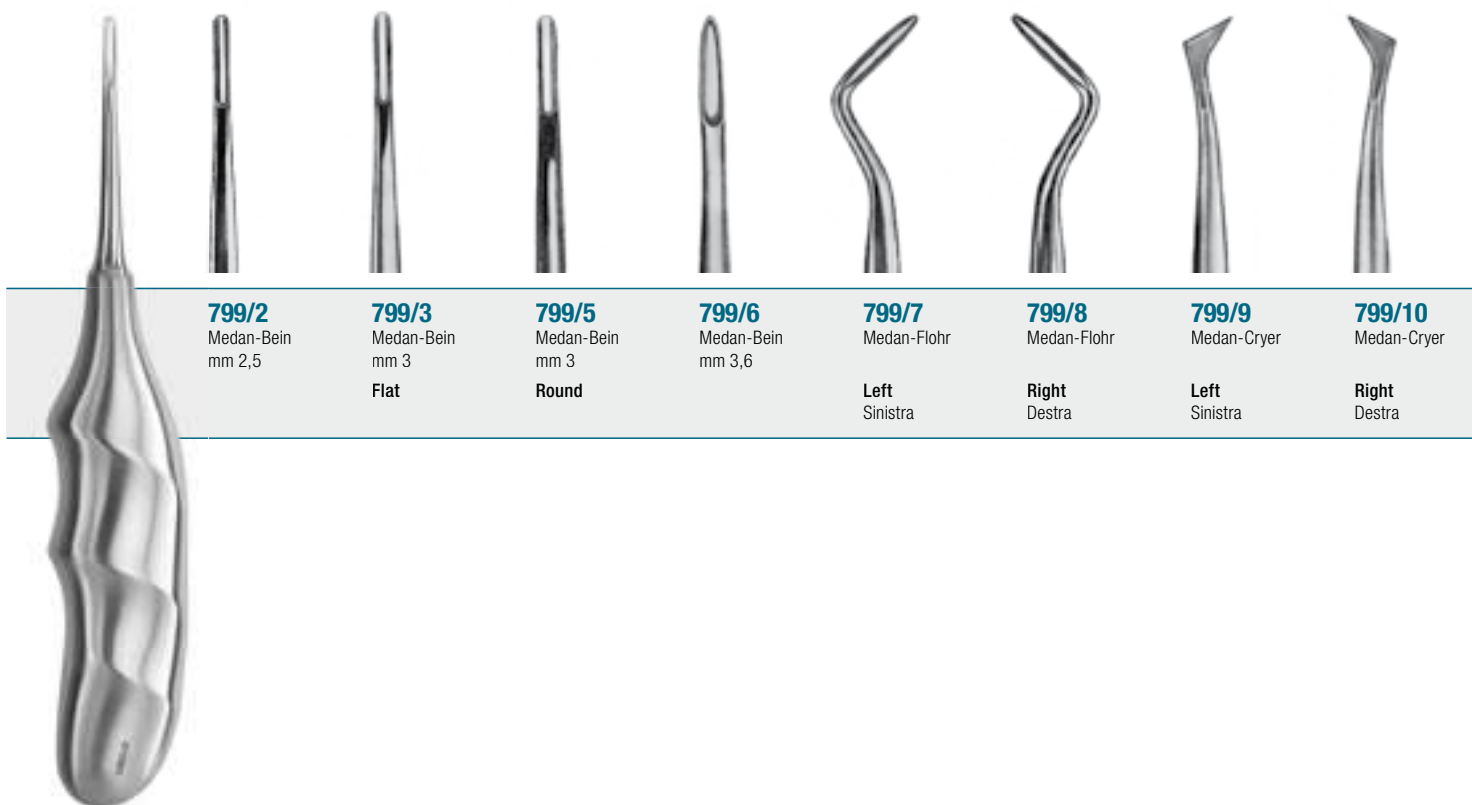
790/2

790/1

722/1
mm 3,5

790/1

Molars roots
Leve per radici dei molari



799/2
Medan-Bein
mm 2,5

799/3
Medan-Bein
mm 3
Flat

799/5
Medan-Bein
mm 3
Round

799/6
Medan-Bein
mm 3,6

799/7
Medan-Flohr

Left
Sinistra

799/8
Medan-Flohr

Right
Destra

799/9
Medan-Cryer

Left
Sinistra

799/10
Medan-Cryer

Right
Destra

799/2

Anatomic handles
Manici anatomici



780/1

W. Barry

Left / Sinistra

780/2

W. Barry

Right / Destra

780/3


W. Barry

Left / Sinistra

780/4

W. Barry

Right / Destra



780/1 (mm 125)
W. Barry

770/1 (mm120)
Lecluse



785/1L

Winter

Left / Sinistra

785/1R

Winter

Right / Destra

785/11L

Winter

Left / Sinistra

785/11R

Winter

Right / Destra

785/12L

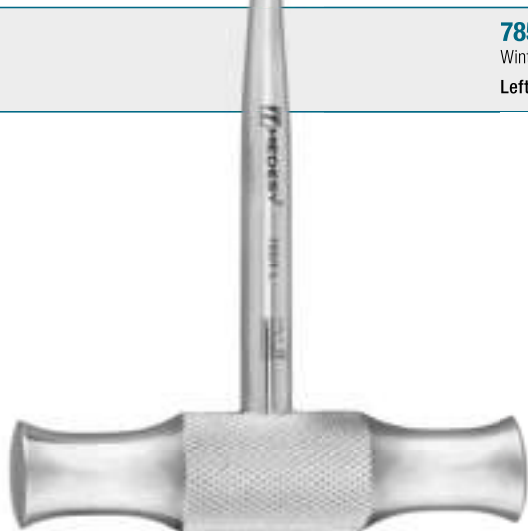
Winter

Left / Sinistra

785/12R

Winter

Right / Destra



785/1L (mm 125)
Winter



“ MEDESYS IN SPOT

*The right way to hold the
Winters and Barry elevators,
for a perfect use.*

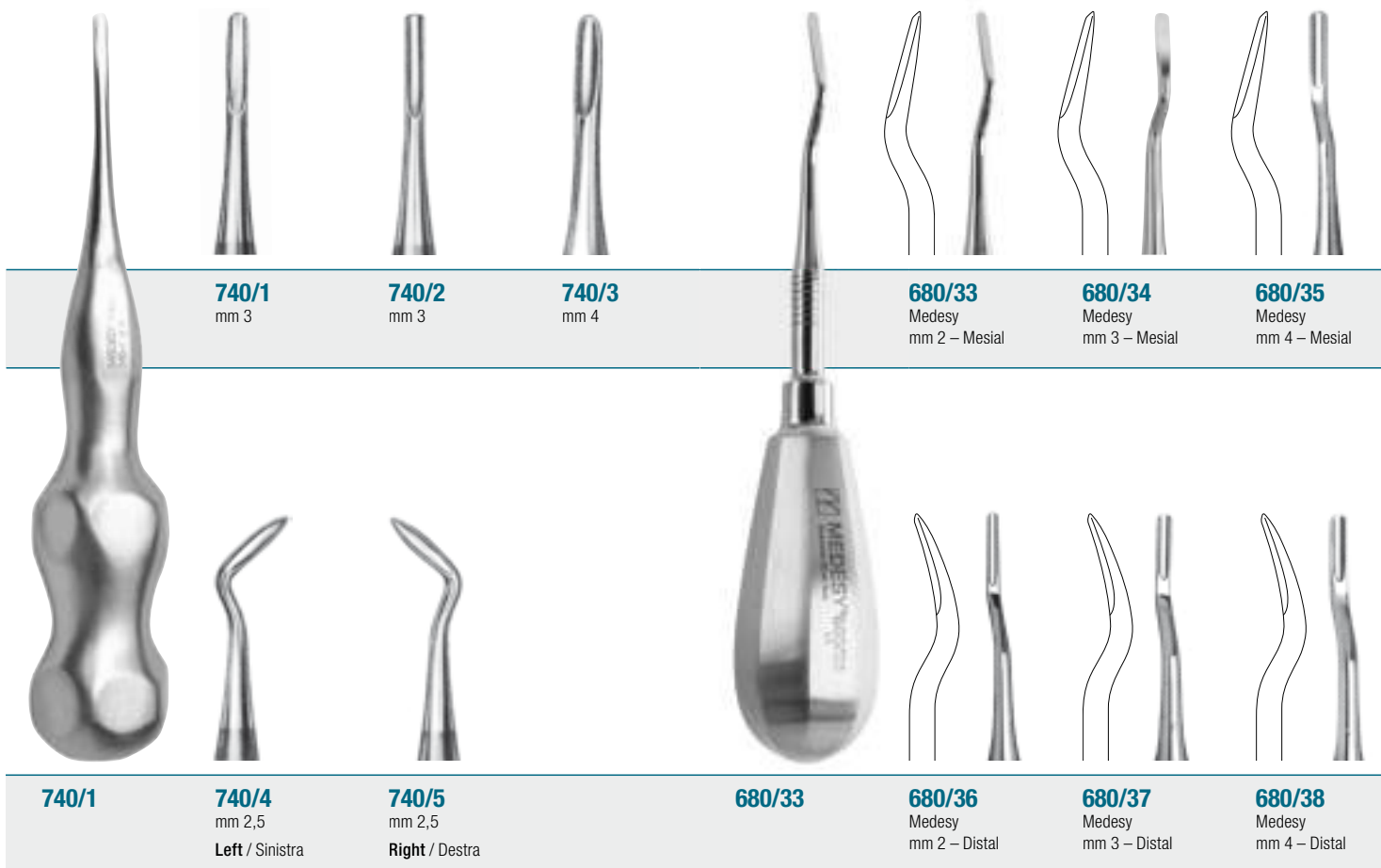

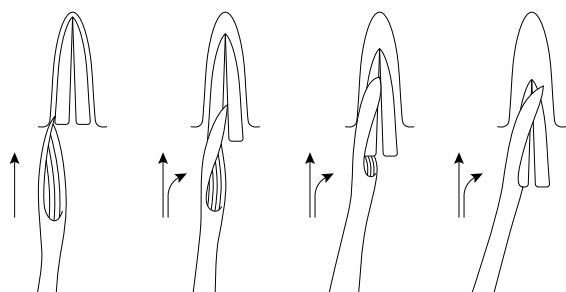
*La giusta impugnatura delle Winters
e Barry, per un utilizzo perfetto. ”*

ROOT ELEVATORS "KOPP"

A distinct elevator having a sharp edged helical groove on the tip ensuring an easier penetration between the tooth and the alveolus. A safe and fast extraction of the root is obtained through moderate pressure and smooth rotation of the elevator. Available in 2 sizes, the small 3,6 mm and the large 4,2 mm.

LEVE PER RADICI "KOPP"

Si distinguono facilmente grazie alla forma elicoidale delle punte e zigrinatura interna. La penetrazione della punta tra dente ed alveolo risulterà facilitata, a tutto vantaggio di una estrazione sicura e veloce. Di fatto, con una moderata pressione e rotazione della leva stessa, la radice sarà estratta agevolmente. Disponibile in 2 misure, la piccola di 3,6 mm e la grande di 4,2 mm.





ROOT ELEVATORS APEXO

LEVE PER RADICI APEXO

730/301

(1:1 scale / scala 1:1)



730/301

Apexo
mm 2,5x9,0

Straight
Retta

730/302

Apexo
mm 2,7x9,0

Straight
Retta

730/303

Apexo
mm 3,0x9,0

Straight
Retta

730/304 W

Apexo
mm 3,0x14,0

Straight
Retta



730/301 CB

Apexo
mm 2,5x9,0

Curved
Curva

730/302 CB

Apexo
mm 2,7x9,0

Curved
Curva



735/SET

APEXO


Contains: 730/301-302-303-304W-302CB-303CB

ROOT ELEVATORS LUSSATORE

LEVE PER RADICI LUSSATORE



730/4S
(1:1 scale / scala 1:1)



730/3 S
Lussatore
mm 3
Straight
Retta

730/3 C
Lussatore
mm 3
Curved
Curva

730/4 S
Lussatore
mm 4
Straight
Retta

730/4 C
Lussatore
mm 4
Curved
Curva

730/5 S
Lussatore
mm 5
Straight
Retta

730/5 C
Lussatore
mm 5
Curved
Curva

Elevators with sharp and thin blades, allows a gentle penetration, cutting the periodontal ligaments. Thanks to its form, the widening of the alveole become easy, reducing the use of tooth forceps.

Leva che possiede una lama estremamente piatta e tagliente, permette una precisa penetrazione e taglio del ligamento periodontale. Il vantaggio del Lussatore risiede nella diminuzione dei traumi esercitati sui denti e gengive ed in molti casi vanifica la necessità dell'uso delle tenaglie per estrazione.



730/SET
LUSSATORE
Contains: 730/3S-3C-4S-4C-5S-5C



SURGICAL / CHIRURGIA



ROOT ELEVATORS LINDO LEVIAN

LEVE PER RADICI LINDO LEVIAN

725/1 LLL

(1:1 scale / scala 1:1)



725/1 LLL

Lindo Levian
mm 4x8

Straight
Retta

725/2 LLM

Lindo Levian
mm 3x8

Straight
Retta

725/3 LLS

Lindo Levian
mm 2,5x5

Straight
Retta

725/4 LLLC

Lindo Levian
mm 4x8

Curved
Curvo

725/5 LLMC

Lindo Levian
mm 3x8

Curved
Curvo

725/6 LLSC

Lindo Levian
mm 2,5x5

Curved
Curvo

SERRATED TIPS

PUNTE ZIGRINATE



Thanks to the serrated tips, those elevators LINDO LEVIAN ensures a smooth extraction of the root and eliminates the need of any leverage procedure. A slight rotary movement of the tip, positioned between the alveolus and the root will produce an easy extraction.

Grazie alle punte zigrinate, con le leve LINDO LEVIAN si può ottenere l'estrazione della radice escludendo il classico effetto leva. Una volta inserita la punta in posizione, per mezzo di un delicato movimento rotatorio si potrà estrarre la radice.



725/SET

LINDO LEVIAN

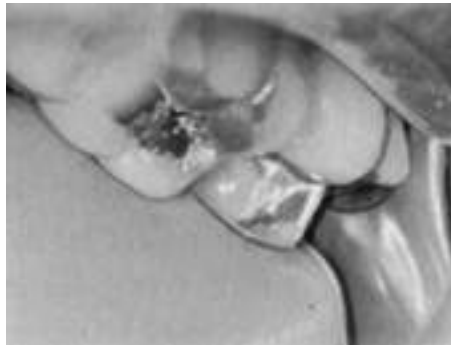
Contains: 725/1LLL-2LLM-3LLS-4LLLC-5LLMC-6LLSC

LUSSATORE LEVER FOR UPPER WISDOM TEETH

LEVA D'ESTRAZIONE PER IL DENTE DEL GIUDIZIO SUPERIORE



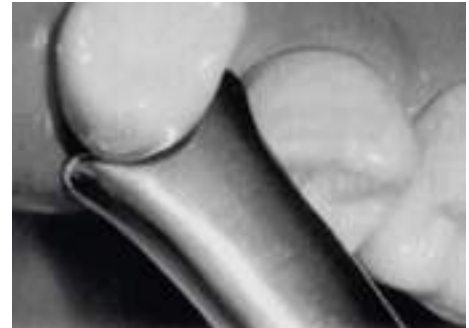
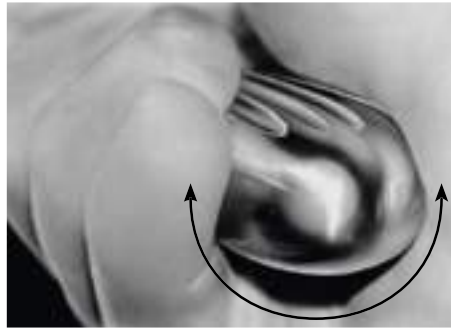
727/50
mm 160



The luxating elevator is inserted vertically between the third molar and the second molar firmly pressed up to the level of the gingival tissue.
La leva viene inserita verticalmente tra il terzo e secondo molare, premendo fermamente sino alla gengiva.



The third molar is pulled out from the alveolus on its distal axis by rotating the luxating elevator.
Il terzo molare sarà estratto dall'alveolo in direzione distale rispetto il proprio asse, attraverso una leggera rotazione della leva.



The instrument must be used only by exploiting the rotating force in distal direction. Important: never use the second molar as a lever point for the instrument during the luxation.
Lo strumento deve essere usato con forza di rotazione in direzione distale. Importante: non considerare il secondo molare come punto di appoggio durante la lussazione.

FRAGMENT'S EXTRACTORS

ESTRATTORI PER FRAMMENTI

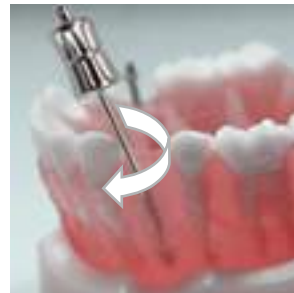


7500/20

Short
Corto
(mm 34)

7500/22

Long
Lungo
(mm 44)



Manual root extractors for root fragments. For security reasons ligate the extractor with floss.
Estrattori manuali per frammenti. Per motivi di sicurezza legare l'estrattore al filo.



SURGICAL / CHIRURGIA

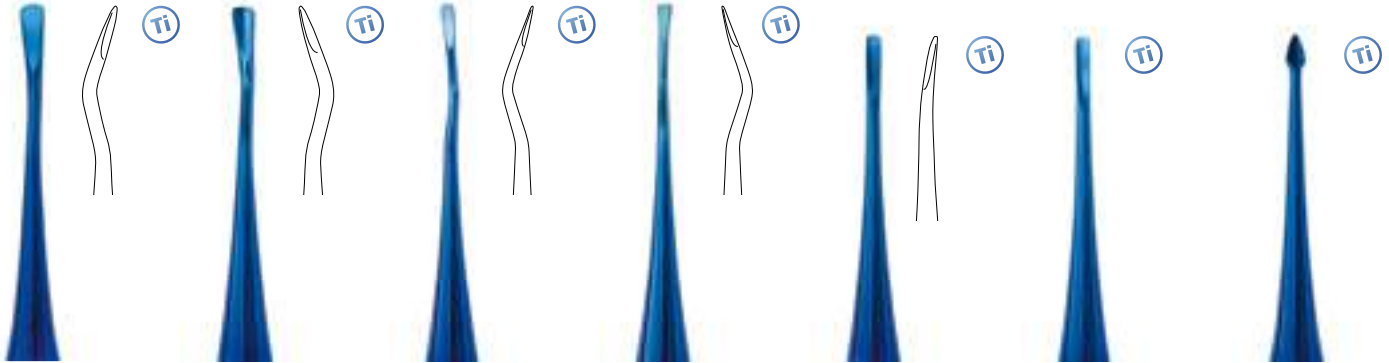


ROOT ELEVATORS *MIDELUX*

LEVE PER RADICI *MIDELUX*

810/2Ti

(1:1 scale / scala 1:1)



810/1Ti

Distal, mm 4

Micro edge
Micro dentata

810/2Ti

Mesial, mm 4

Micro edge
Micro dentata

810/3Ti

Distal, mm 2,5

Micro edge
Micro dentata

810/4Ti

Mesial, mm 2,5

Micro edge
Micro dentata

810/5Ti

mm 2,5

Micro edge, curved
Micro dentata, curva

810/6Ti

mm 2,5

Micro edge, straight
Micro dentata, retta

810/7Ti

mm 3,4

Straight
Retta

MIDELUX minute elevators available in 3 different sizes. A specific distal and mesial shape ensures an easy as well as rapid loosening of a tooth. The smaller size for standard general use while the 4 mm tips specific for loosening molar teeth. The set is completed by a special elevator having an arrow-shaped tip for detaching desmodontal fibres. All tips are in stainless steel and blue titanium coated.

MIDELUX, mini leve disponibili in 3 differenti forme. La lussazione risulterà facile e veloce grazie alla speciale forma sviluppata, mesiale e distale. La punta sottile risulta ideale per un utilizzo generico, mentre la punta larga da 4 mm è appositamente studiata per i molari. Il set si completa con una speciale punta a freccia per rimuovere tessuti. Gli strumenti hanno le punte in acciaio anodizzato con titanio.



810/KIT

Contains: 810/1Ti-2Ti-3Ti-4Ti-5Ti-6Ti-7Ti
on Gammax tray 980/10

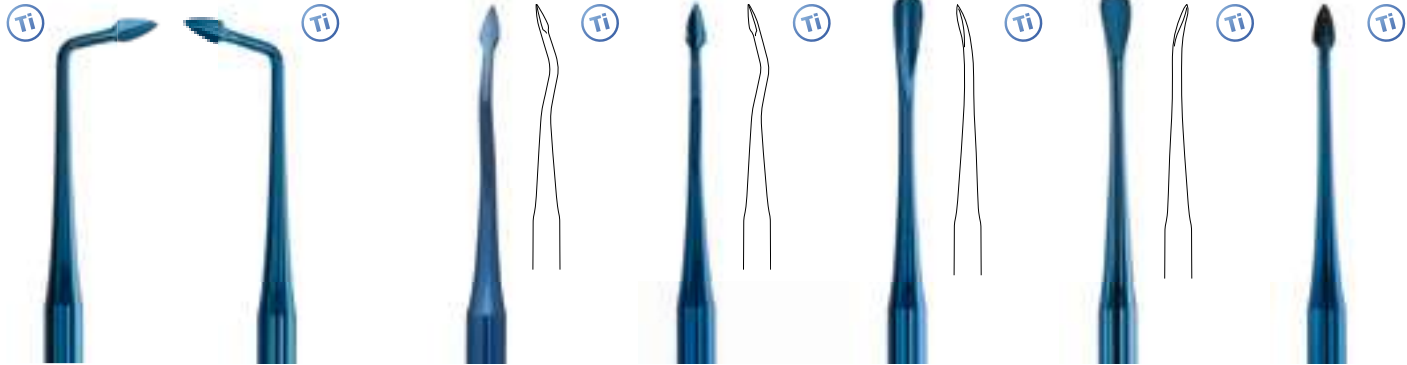
ROOT ELEVATORS MEDIMPLA

LEVE PER RADICI MEDIMPLA



812/3Ti

(1:1 scale / scala 1:1)



812/1Ti

mm 3,4

Left
Sinistra

812/2Ti

mm 3,4

Right
Destra

812/3Ti

mm 3,4

External
Esterna

812/4Ti

mm 3,4

Internal
Interna

812/5Ti

mm 4,5

Internal
Interna

812/6Ti

mm 4,5

External
Esterna

812/7Ti

mm 3,4

Straight
Retta

The insertion of the new MEDIMPLA root elevators into the intraligamental zone is easier thanks to the extreme sharpness and perfect bending of the tip. These elevators have been conceived to perform a minimum traumatic extraction and therefore to preserve the alveolar site in perfect conditions. The special "pen form" assures very delicate movements. All the tips are in stainless steel and blue titanium coated.

L'inserimento della leva MEDIMPLA nel sito intraligamentale risulterà facilitato grazie ad una estrema finezza e particolare curvatura di questa nuova linea di mini leve. Tutto ciò al fine di garantire un'estrazione più atraumatica possibile, che permette quindi di conservare il sito alveolare in perfette condizioni. La speciale forma "a penna" assicura movimenti particolarmente delicati. Gli strumenti hanno le punte in acciaio anodizzato con titanio.



812/KIT

Contains: 812/1Ti-2Ti-3Ti-4Ti-5Ti-6Ti-7Ti
on Gammafix tray 980/10



812/8Ti

mm 3,4

Left
Sinistra

812/9Ti

mm 3,4

Right
Destra



SURGICAL / CHIRURGIA



EXTRACTION SET

SET PER ESTRAZIONI

684/SET

Set root elevators
Set leve

Contains: 680/1-2-3
690/3-4-5-6
700/8-9-10
852/HP3



686/SET

Set root elevators
Set leve

Contains: 798/1-2-3
795/1-3-4
796/1-2-3



680/SET

Set root elevators
Set leve

Contains: 2164
800/5-6
720/27-28
726/mm 2-2,5-3-3,5-4-4,5



Root Elevators Set



Extraction Set

682/SET

Set root elevators
Set leve

Contains: 720/9-10-11
785/12R-12L

2900/SET

For upper/lower molars-wisdoms
Molari superiori/inferiori-giudizio

Contains: 878-1743/TC-3511/TC
2500/79-51-67-33L-88
720/10-8-11



SYNDESMOTOMES

SINDESMOTOMI

SYNDESMOTOMES CHOMPRET



1655/1 RS

Straight
Retto



1655/2 CB

Curved
Curvo



1650/1

Chompret N. 1



1650/2

Chompret N. 2



1650/3

Chompret N. 3
Faucille



1650/4

Chompret N. 4
Faucille

PERIOSTEALS

SCOLLAPERIOSTEI



880

Willinger
mm 155



881

Willinger
mm 155



4,5 mm

876/22

Seldin
mm 190



10 mm

876/23

Seldin
mm 195



3,2 mm

874/P1

Hopkins
mm 175



4 mm

874/P2

Hopkins
mm 175



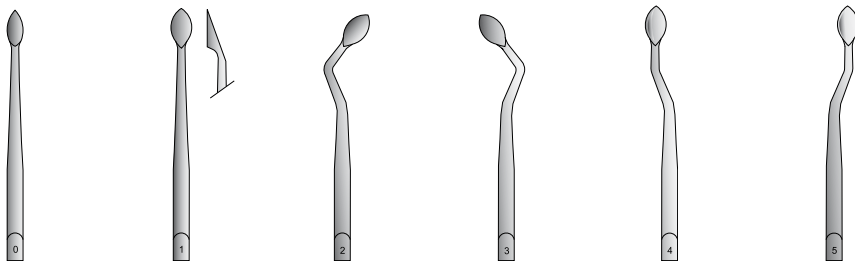
2,8 mm

875/12 S

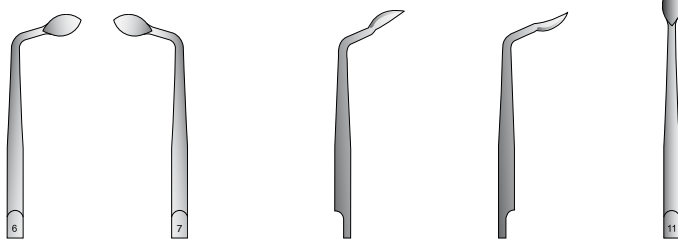
Bennett
mm 175

SYNDESMOTOMES

SINDESMOTOMI



1651/0 1651/1 1651/2 1651/3 1651/4 1651/5



1651/6 1651/7 1651/8 1651/9 1651/11

1651/OTT (mm 115)

Octagonal handle
Manico ottagonale

1651/MN (mm 115)

Flat handle
Manico piatto

1651/VS

Sydesmotome tips holder, aluminium
Porta punte sindesmotomo, alluminio



1651/SET

Contains:
1651/MN
1651/VS
11 tips
978 Gammatrix tray UN




SURGICAL / CHIRURGIA

PERIOSTEALS ELEVATORS

SCOLLAPERIOSTEI

852/HP3


(1:1 scale / scala 1:1)



851/HP3

3 mm

3 mm



851/HP3 Ti

3 mm

3 mm


Ti



852/HP3

5,2 mm

4,8 mm



883

Molt

3,8 mm

4 mm




872/P14

Goldman-Fox

4,5 mm

5,5 mm



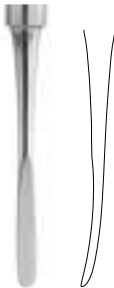
872/P14 Ti

Goldman-Fox

4,5 mm

5,5 mm


Ti



854/H02

7 mm

5 mm

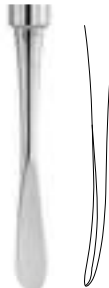


854/H02 Ti

7 mm

5 mm

Ti




856

Medesy

3,3 mm

2,8 mm




871/2-4

Molt

6 mm

2,7 mm




871/2-4 Ti

Molt

6 mm

2,7 mm

Ti







884


Freer

4 mm

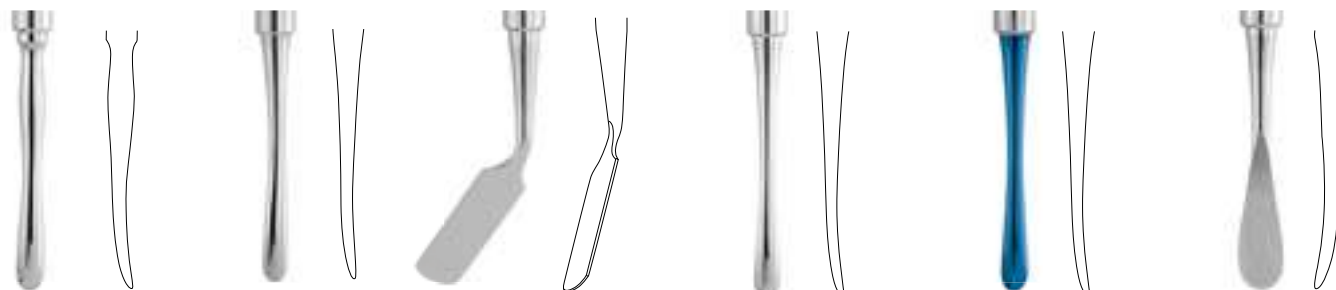
4 mm



877/HK4 Ti
(1:1 scale / scala 1:1)



885 Freer 4,5 mm 5 mm	878 Prichard 10 mm 4,5 mm	850 8 mm 8 mm	877/HK4 24 G 4 mm 4 mm	877/HK4 Ti 24 G 4 mm 4 mm	879 Mead 7 mm 7 mm
---------------------------------------	---	----------------------------	--	---	------------------------------------




870 Howard 7,5 mm 7,5 mm	882 Molt N. 9 4 mm 7 mm	882/Ti Molt N. 9 4 mm 7 mm	869 Allen 3,5 mm 8 mm	873/PH2 Hourigan 4 mm 3 mm
--	---	--	---------------------------------------	--



“ MEDESYS IN SPOT

Periosteals have solid with 2 parts flat handle, in 170 mm. This helps the user for a better grip and feeling of the instrument. All the line is available in titanium coated, just add “Ti” after the code.

Scollaperiosteali in manico pieno, con 2 parti piatte, lunghezza 170 mm. A vantaggio dell'utilizzatore per una miglior percezione e presa dello strumento. Tutta la linea è disponibile ricoperta in titanio, aggiungere “Ti” dopo il codice.”





BONE FILES

LIME PER ALVEOLOTOMIA



898/1

Miller N. 1
mm 175

Straight cut
Taglio dritto

898/2

Miller N. 2
mm 175

Straight cut
Taglio dritto

898/3


Miller-Colburn N. 3
mm 175

Cross cut
Taglio incrociato

898/4

Miller-Colburn N. 4
mm 175

Cross cut
Taglio incrociato



894/1

Wahl N. 1
mm 170
ø 8 mm

894/2

Wahl N. 2
mm 175
ø 8 mm

895/1

Miller N. 1
mm 180
ø 10 mm

895/2

Miller N. 2
mm 180
ø 10 mm

895/3

Miller N. 3
mm 180
ø 10 mm

“ MEDESY IN SPOT

MILLER-COLBURN
*Cross-cut files, for cutting
bone in all directions.*

MILLER-COLBURN
*Taglio incrociato, agevola
il taglio in tutte le direzioni.* ”

PERIOTOME

PERIOTOMO



PERIOTOME

Handle with 4 interchangeable blades, for atraumatic extraction of teeth with minimal damage to the surrounding alveolar bone. Thanks to the sharp and delicate blades, the marginal gingiva and periodontal ligament can be carefully detached. Its use is particularly important when considering dental implants. PERIOTOME IS USED FOR CUTTING, NOT ANY LEVERAGE MOVEMENT.

PERIOTOMO

Strumento con 4 lame intercambiabili, indirizzato alla fase di estrazione del dente senza compromettere o danneggiare il sito alveolare. Grazie alle lame efficacemente affilate e delicate, il taglio di gengiva e legamento parodontale risulterà semplice e sicuro. Il suo utilizzo è particolarmente indicato in tema di impianti dentali. IL PERIOTOMO È UNO STRUMENTO DA TAGLIO, NON UNA LEVA.

868/KIT

Handle with 4 blades
Manico con 4 lame



(1:1 scale / scala 1:1)



868/1



868/2



868/3



868/4



SURGICAL / CHIRURGIA

BONE RONGEURS

PINZE OSSIVORE



3801
Blumenthal
mm 155



3802
Blumenthal 45°
mm 150



3803
Blumenthal 90°
mm 140



3804
Micro Luer
mm 150



3805
Luer
mm 150



3812
Kerrison



3807
Friedman
mm 140



3809
Micro Friedman
mm 145



3810
Micro Friedman 90°
mm 145



3811
Lempert Delicate
mm 160



3808
Cleveland
mm 155



3806
Beyer
mm 170

SCALPEL HANDLES, BLADES REMOVER

MANICI PER BISTURI, PINZE TOGLI LAME



3637/11

mm 110

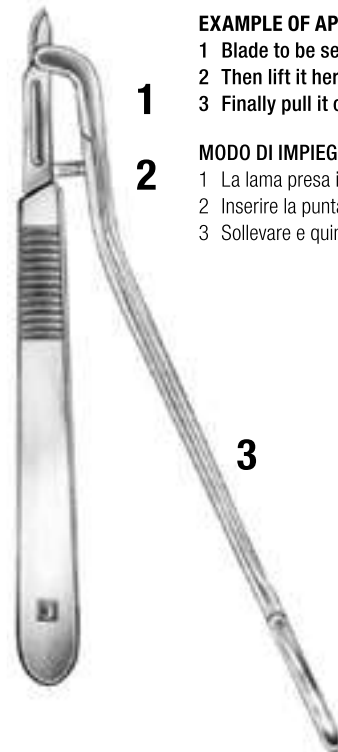
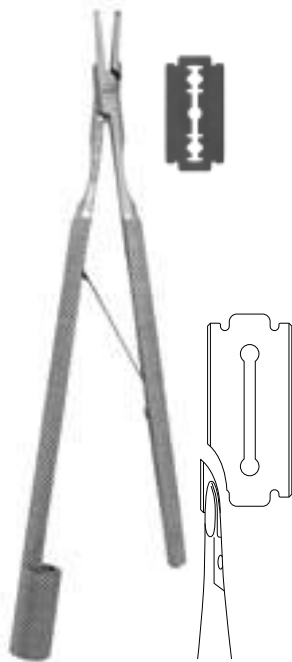
Short handle
Manico corto

3637/16

mm 160

Long handle
Manico lungo

New scalpel handle adjustable in 7 positions and 180°
Nuovo manico per bisturi orientabile su 7 posizioni e 180°



EXAMPLE OF APPLICATION

- 1 Blade to be seized here;
- 2 Then lift it here;
- 3 Finally pull it off in forward direction.

MODO DI IMPIEGO

- 1 La lama presa in questa posizione;
- 2 Inserire la punta fra il manico e la lama;
- 3 Sollevare e quindi spingere verso l'alto.

3639

mm 125

Razor blade breaker and holder
Pinza rompi e porta lame

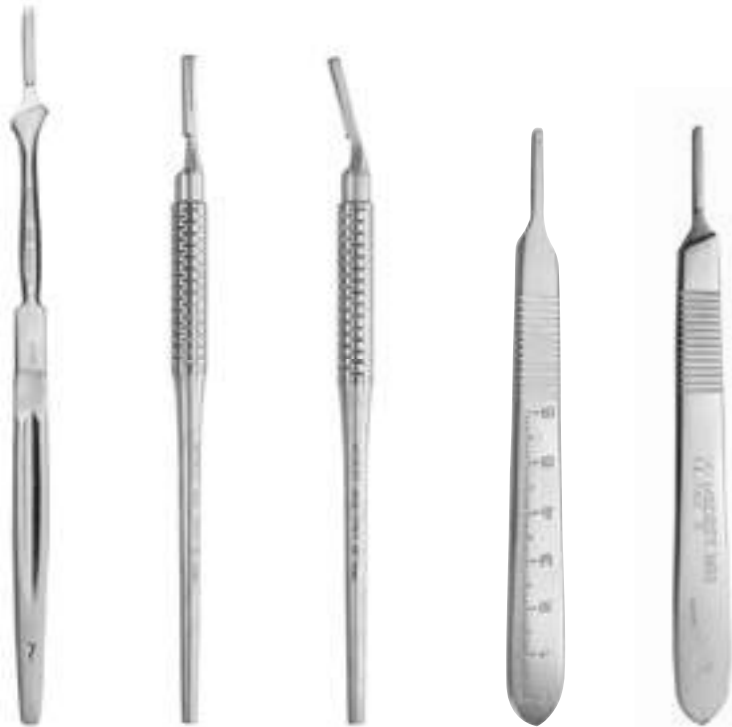
3636

mm 160

Scalpel blades remover
Pinza rimuovi lame

SCALPEL HANDLES – SCALPEL BLADES

MANICI PER BISTURI – LAME STERILI



3630
mm 165
N. 7

3631
mm 145

3632
mm 145

3629
mm 125
Bad Parker
Millimetered
Millimetrata

3633
mm 130
N. 3

STERIL SCALPEL BLADES N.3 LAME PER BISTURI STERILI N.3



3635/10



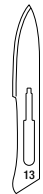
3635/11



3635/12



3635/12D



3635/13



3635/15



3635/15C

Blades in package of 100 pcs
Lame in confezioni da 100 pz

SCALPEL HANDLE AND BLADES FOR MICROSURGERY MANICO E LAME PER MICROCHIRURGIA



3634
mm 135
N. 4



3638
mm 135
Scalpel handle for micro blades
Manico lame per microchirurgia



3638/64



3638/65



3638/67



3638/69



3638/Ti
mm 135
Titanium scalpel handle for micro blades
Manico lame per microchirurgia in titanio



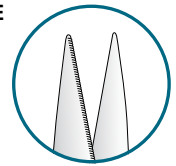
SURGICAL / CHIRURGIA



SURGICAL SCISSORS, SAW EDGE

FORBICI CHIRURGICHE, LAME MICRODENTATE

SAW EDGE
DENTATA



3518 (mm 130)

Goldman – Fox

Saw edge, straight
Dentata, retta

3519 (mm 130)

Goldman – Fox

Saw edge, curved
Dentata, curva

3557 (mm 130)

Goldman – Fox

Saw edge, double curved
Dentata, doppia curva

3525 (mm 115)

La Grange

Saw edge, double curved
Dentata, doppia curva

3514 (mm 120)

Neumann

Saw edge, double curved
Dentata, doppia curva

SURGICAL SCISSORS

FORBICI CHIRURGICHE

DISSECTING SCISSORS



3501 (mm 120)

Kilner (Ragnell)

Straight
Retta

3502 (mm 120)

Kilner (Ragnell)

Curved
Curva

3504/1 (mm 140)

Joseph

Straight
Retta

3504/2 (mm 140)

Joseph

Curved
Curva

3509 (mm 160)

Kelly

Straight
Retta

3510 (mm 160)

Kelly

Curved
Curva



SURGICAL / CHIRURGIA

SURGICAL SCISSORS, CARBIDE INSERTS

FORBICI CHIRURGICHE, INSERTI IN TC



3511/TC (mm 115)

Iris

Straight
Retta

3512/TC (mm 115)

Iris

Curved
Curva

3518/TC (mm 130)

Goldman-Fox

Saw edge, straight
Microdentata, retta

3519/TC (mm 130)

Goldman-Fox

Saw edge, curved
Microdentata, curva

3525/TC (mm 115)

La Grange

Saw edge, double curved
Dentata, doppia curva



3515/TC (mm 140)

Mayo

Straight
Retta

3516/TC (mm 140)

Mayo

Curved
Curva

3523/TC (mm 145)

Metzenbaum

Straight
Retta

3526/TC (mm 180)

Curved
Curva

3524/TC (mm 145)

Metzenbaum

Curved
Curva

3527/TC (mm 180)

Curved
Curva

3529/TC (mm 200)

Curved
Curva

3509/TC (mm 160)

Kelly

Straight
Retta

3510/TC (mm 160)

Kelly

Curved
Curva

SURGICAL SCISSORS, IRIS

FORBICI CHIRURGICHE, IRIS



3511/90 (mm 90)

Medesy micro Iris

Straight

Retta

Micro Iris, for a precise and delicate use

Micro Iris, per un preciso e delicato utilizzo



3511 (mm 115)

Iris

Straight

Retta



3513 (mm 115)

Iris

Angular

Angolare



3512/90 (mm 90)


Medesy Micro Iris

Curved

Curva

Micro Iris, for a precise and delicate use

Micro Iris, per un preciso e delicato utilizzo



3512 (mm 115)

Iris

Curved

Curva



3505 (mm 115)

Sickle

Curved

Curva

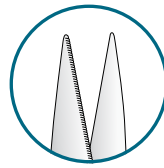


SURGICAL / CHIRURGIA



SURGICAL SCISSORS, SUPERIOR CUT

FORBICI CHIRURGICHE, SUPERIOR CUT



SAW EDGE
DENTATA



3544/AN (mm 115)

Iris

Straight
Retta

3543/AN (mm 115)

Iris

Curved
Curva

3549/AN (mm 115)

La Grange

Double curved
Doppia curva

MEDESYS SUPERIOR CUT SCISSORS

Unique scissors with special sharpening process: razor-sharp blade on one side and fine serration on the opposite. Extremely useful for grasping tissue and cutting interproximally. The special serration helps to avoid tissue slippage. For an easy identification, only one ring is gold coated. MEDESYS have just developed the new Superior Cut scissors with OPEN RINGS: the result is the best handling with better performances.

MEDESYS SUPERIOR CUT FORBICI

Forbici uniche per le caratteristiche di affilatura: una lama estremamente affilata con effetto rasoio e una lama micro dentata. Combinazione ideale per garantire la presa dei tessuti e perfetto taglio. Per una facile identificazione, solo un anello è dorato. MEDESYS ha recentemente sviluppato le nuove forbici Superior Cut con ANELLI APERTI, ottenendo la miglior combinazione tra maneggevolezza e qualità di taglio.



3545/AN (mm 130)

Goldman-Fox

Straight
Retta

3546/AN (mm 130)

Goldman-Fox

Curved
Curva

3510/AN (mm 160)

Kelly

Curved
Curva



“ MEDESYS IN SPOT

Left-handed scissors, ask for:

- Iris 3512/LH
- Goldman-Fox 3519/LH
- Joseph 3504/LH

Forbici per mancini, chiedi per:

- Iris 3512/LH
- Goldman-Fox 3519/LH
- Joseph 3504/LH ”

SUPERIOR CUT WITH OPEN RINGS
SUPERIOR CUT CON ANELLI APERTI



3544/OR (mm 115)

Iris
Straight
 Retta

3543/OR (mm 115)

Iris
Curved
 Curva

3545/OR (mm 130)


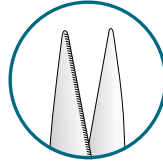
Goldman-Fox
Straight
 Retta

3546/OR (mm 130)

Goldman-Fox
Curved
 Curva

SURGICAL SCISSORS, ZED LINE
FORBICI CHIRURGICHE, LINEA ZED

SAW EDGE
DENTATA



3558 (mm 110)

Zed
Saw edge
 Dentata

3559 (mm 135)

Zed
Saw edge
 Dentata

3558/TC (mm 110)

Zed
Saw edge
 Dentata

3559/TC (mm 135)


Zed
Saw edge
 Dentata






SURGICAL SCISSORS, TITANIUM

FORBICI CHIRURGICHE, IN TITANIO



3510/Ti (mm 160)

Kelly
Curved
Curva




3519/Ti (mm 130)

Goldman-Fox
Curved
Curva



1970 (mm 180)

Straight
Retta



1971 (mm 180)

Curved
Curva

SURGICAL SCISSORS, MARILYN LINE

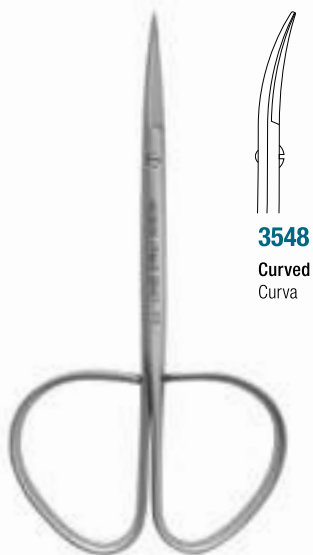
FORBICI CHIRURGICHE, LINEA MARILYN

The lightest operating scissors with the finest and sharpest point.
Forbici leggere, taglio estremamente preciso e accurato.



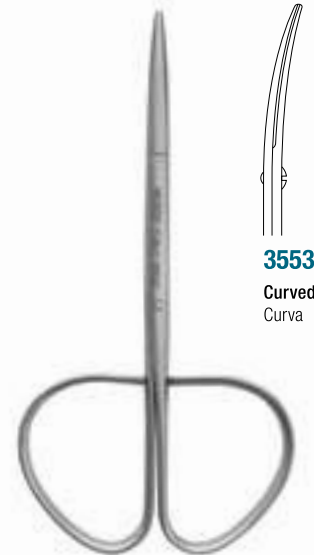
3541 (mm 95)

Straight
Retta



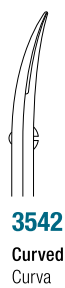
3547 (mm 100)

Straight
Retta

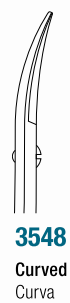


3552 (mm 100)

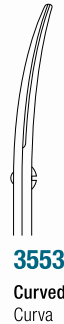
Straight
Retta



3542
Curved
Curva



3548
Curved
Curva



3553
Curved
Curva

SURGICAL SCISSORS, SPRING ACTION

FORBICI CHIRURGICHE, A MOLLA



3621 (mm 110)

Noyes
Straight
Retta

3624 (mm 110)

Noyes
Curved
Curva

3626 (mm 110)

Noyes
Angular
Angolare

3628 (mm 150)

Castroviejo
Curved
Curva



1957 (mm 155)

Straight
Retta

1958 (mm 155)

Curved
Curva

1959 (mm 150)

Straight
Retta

1960 (mm 150)

Curved
Curva

“ MEDESY IN SPOT

Microscissors with round handle, helps you on rotatory movements.

Le forbici microchirurgiche con manico tondo, ti aiutano nei movimenti rotatori. ”



SURGICAL / CHIRURGIA

SURGICAL SCISSORS

FORBICI CHIRURGICHE



3517 (mm 130)
Straight
Retta

3571 (mm 160)
3572 (mm 180)
Straight / Retta

3573 (mm 130)
3574 (mm 160)
3575 (mm 180)
Curved / Curva
Mayo

3515 (mm 140)
3535 (mm 200)
Straight / Retta

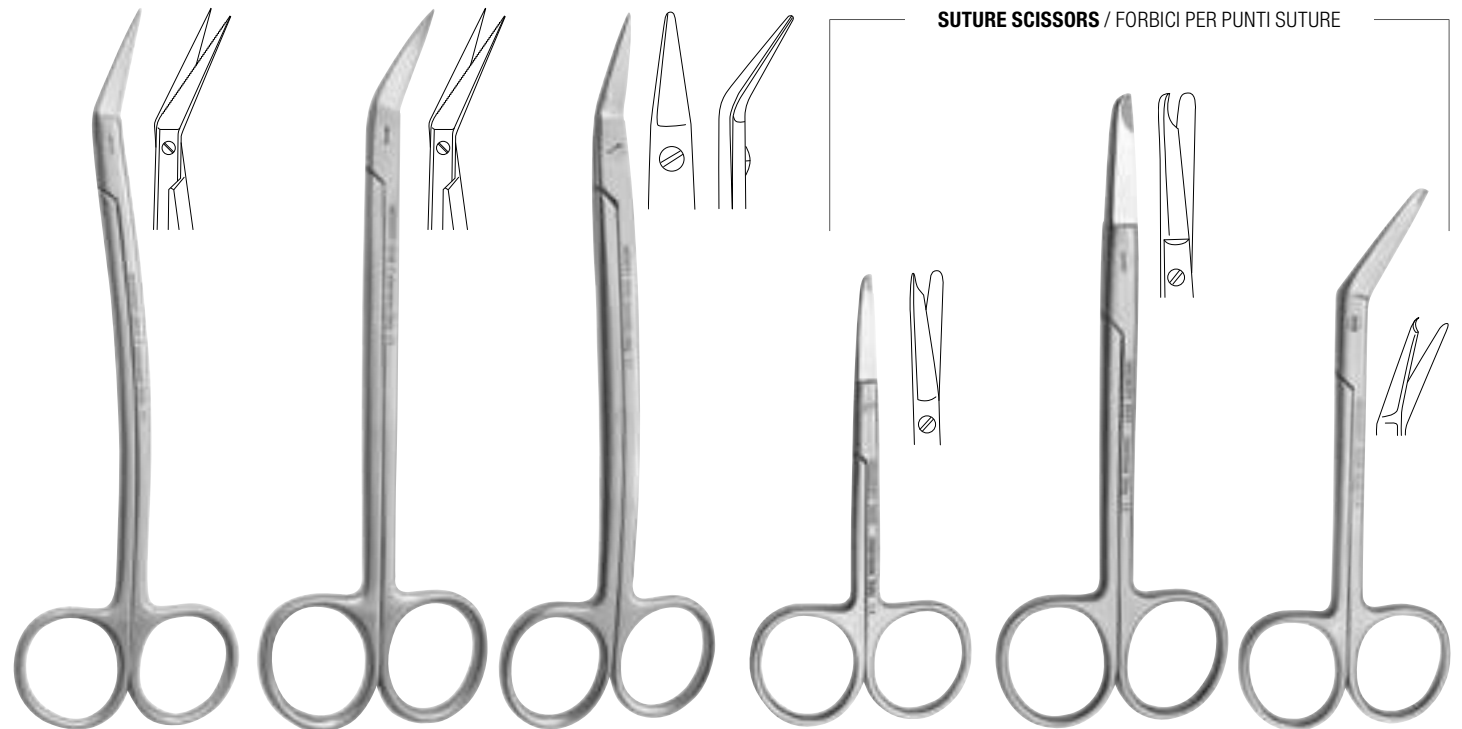
3516 (mm 140)
3536 (mm 200)
Curved / Curva
Mayo

3523 (mm 145)
3526 (mm 200)
Straight / Retta

3524 (mm 145)
3527 (mm 180)
Curved / Curva
Metzenbaum

3530 (mm 90)
3531 (mm 110)
3532 (mm 140)

3533 (mm 180)
3534 (mm 240)
Lister
Bandage scissors
Forbici per garze



SUTURE SCISSORS / FORBICI PER PUNTI SUTURE

3503 (mm 160)
Locklin
Saw edge, angular
Dentata, angolare

3506 (mm 160)
3506/120 (mm 120)
Locklin
Saw edge, angular
Dentata, angolare

3508 (mm 170)
Dean
Saw edge, angular
Dentata, angolare

3520 (mm 90)
Spencer

3521 (mm 130)
Spencer

3528 (mm 115)
Spencer



SURGICAL SCISSORS, *BLACK SHARP LINE*

FORBICI CHIRURGICHE, LINEA *BLACK SHARP*



3544/BLKN (mm 115)

Iris

Saw edge, straight
Dentata, retta

3543/BLKN (mm 115)

Iris

Saw edge, curved
Dentata, curva

3549/BLKN (mm 115)

La Grange

Saw edge, double curved
Dentata, doppia curva

- Long use
- Finest stainless steel
- High temper (up to 60 HRC)
- Long abrasion resistance
- No light reflection
- Saw edge

- Lungo utilizzo
- Acciaio scelto
- Alta tempera (60 HRC)
- Trattamento antiabrasivo
- Nessuna luce riflessa
- Microdentata



UNIVERSAL, CROWN, BANDAGE SCISSORS

FORBICI UNIVERSALI, PER FILI, LASTRE E CORONE



3550/TC (mm 110)
Beebee
Saw edge, straight
Dentata, retta



3551/TC (mm 110)
Beebee
Saw edge, curved
Dentata, curva



3550 (mm 110)
Beebee
Saw edge, straight
Dentata, retta



3551 (mm 110)
Beebee
Saw edge, curved
Dentata, curva

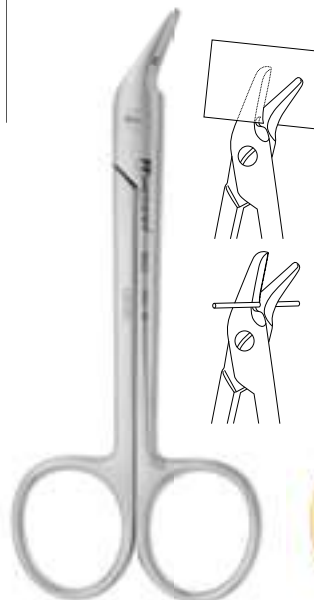
HIGH TEMPERED AND PERFECT PRECISE CUT ALTA TEMPERA E PRECISIONE DI TAGLIO



3570/11 (mm 110)
High performance
Elevato rendimento



3570/9 (mm 90)
High performance
Elevato rendimento



3522 (mm 125)
Universal, saw edge
Universale, dentata



3522/TC (mm 125)
Universal
Universale



3545 (mm 180)
Bandage scissors, universal
Autoclavable up to 143° C
Forbici per garze, universali
Autoclavabile fino a 143° C

SURGICAL SCISSORS, RING LOCK


FORBICI CHIRURGICHE, RING LOCK



3590 (mm 95)

(1:1 scale / scala 1:1)

Ring lock
Curved
Curva



PATENT PENDING
SISTEMA BREVETTATO



3594 (mm 95)

(1:1 scale / scala 1:1)

Ring lock
Curved
Curva



The Ring Lock System® consists in 2 bearings (one in stainless steel and one in aluminum) and a Teflon's ring: all 3 parts are assembled together under pressure. Thanks to this system, the blades are moving on a circumference that is 60% larger than a traditional scissor. This is the key for a smoother and more precise cut, allowing a longer duration of the cutting edge. The internal Teflon ring is auto lubricant and a not deformable material (used in the autoclave).

Il Sistema Ring Lock® consiste in 2 bussole sovrapposte (una in acciaio ed una in alluminio) unite da un anello in Teflon il tutto chiuso a pressione. Grazie a questo innovativo sistema, le lame ottengono una capacità di apertura maggiore del 60% circa rispetto ad una forbice tradizionale. Tale vantaggio permette di ottenere forbici più fluide con un taglio sempre preciso e lame affilate. L'anello interno in Teflon è auto lubrificante e non deformabile (uso in autoclave).



3596 (mm 110)

(1:1 scale / scala 1:1)

Ring lock
Straight
Retta



SURGICAL / CHIRURGIA



SURGICAL SCISSORS, SQUARE RING


FORBICI CHIRURGICHE, ANELLO QUADRO



3564/C
Curved
Curva



3562/C
Curved
Curva



3560/C
Curved
Curva

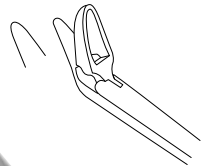
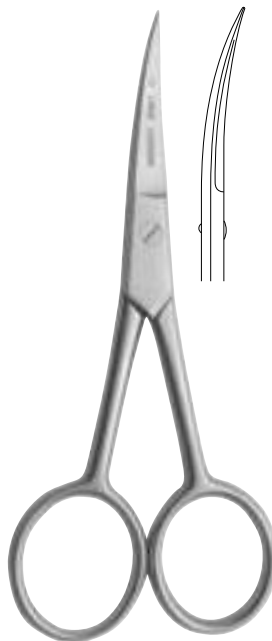
3564/R (mm 115)
Straight
Retta

3562/R (mm 120)
Straight
Retta

3560/R (mm 140)
Straight
Retta

SURGICAL SCISSORS

FORBICI CHIRURGICHE



3584 (mm 120)
Medesy
Straight
Retta

3580 (mm 115)
Straight
Retta

3581 (mm 115)
Curved
Curva

3538 (mm 120)
Tissue nipper

3507 (mm 190)
Tomati

SURGICAL SCISSORS, HI-TECH

FORBICI CHIRURGICHE, HI-TECH



New HI-TECH surgical scissors by Medesy, laser cut from a special stainless steel, which grant high sharpening standards and 56 HRC.

Nuove forbici chirurgiche HI-TECH di Medesy, tagliate a laser e prodotte con un acciaio speciale che garantisce elevati standard di affilatura e 56 gradi Rockwell di durezza.




3585 (mm 115)
Medesy Hi-Tech
Straight
Retta


3586 (mm 115)
Medesy Hi-Tech
Curved
Curva



SURGICAL / CHIRURGIA



Tungsten Carbide inserts for a safe and secure hold of the needle. Fine serration 0,4 mm for thin needles.
 Inserti al Carburo di Tungsteno per una sicura presa dell'ago. Zigrinatura di 0,4 mm per aghi sottili.



Pyramidal serration which offers a comfortable and secure hold on all moist superficies.
 Zigrinatura piramidale offre una presa confortevole e sicura anche su superfici umide.



MED-LOCK locking system: original for its simplicity as well as delicate in its functionality.
 Sistema di chiusura MED-LOCK: innovativa per semplicità e delicata nel funzionamento.

SPECIFICATIONS ON THE CODES

SPECIFICHE SUI CODICI

Code
Codice
Type
Modello
Shape
Forma
Recommended suture sizes
Misura delle suture raccomandate

1910/TC (mm 160)

Barraquer

Straight / Retta

☺ 4-0, 5-0, 6-0



1:1 scale
Scala 1:1



Yellow color for TC instruments
Colore giallo per strumenti in TC

Grey color for standard instruments
Colore grigio per strumenti tradizionali

NEEDLE HOLDERS

PORTA AGHI



1910/TC
(1:1 scale / scala 1:1)

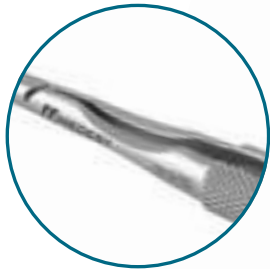


1910/TC (mm 160)
Barraquer
Straight / Retta
☾ 4-0, 5-0, 6-0

1910 (mm 160)
Barraquer
Straight / Retta
☾ 4-0, 5-0, 6-0

1911/TC (mm 160)
Barraquer
Curved / Curva
☾ 4-0, 5-0, 6-0

1911 (mm 160)
Barraquer
Curved / Curva
☾ 4-0, 5-0, 6-0



Barraquer needle holder, designed and realized with a specific finger rest pad which ensures a greater precision level by facilitating the user's control during operation.

Porta aghi Barraquer, progettato con uno specifico poggia dito il quale agevola l'utilizzo ottimizzando la precisione durante l'intervento.



Double locking wings in tempered inox, for longer duration and perfect use.

Doppie alette di chiusura in inox temperate, per un lungo e perfetto utilizzo.



Internal spring facilitates the use of the needle holder.

La molla interna facilita l'utilizzo del porta aghi.



SURGICAL / CHIRURGIA

1922/A-TC
(1:1 scale / scala 1:1)



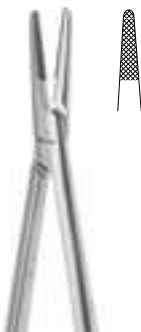
1922/A-TC (mm 140)
Castroviejo
Straight / Retta
☪ 4-0, 5-0, 6-0

1922/A (mm 140)
Castroviejo
Straight / Retta
☪ 4-0, 5-0, 6-0

1922/B-TC (mm 140)
Castroviejo
Curved / Curva
☪ 4-0, 5-0, 6-0

1922/B (mm 140)
Castroviejo
Curved / Curva
☪ 4-0, 5-0, 6-0

1922/C
(1:1 scale / scala 1:1)




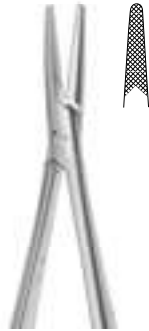
1922/C-TC (mm 180)
Castroviejo
Straight / Retta
☪ 4-0, 5-0, 6-0

1922/C (mm 180)
Castroviejo
Straight / Retta
☪ 4-0, 5-0, 6-0

1922/D-TC (mm 180)
Castroviejo
Curved / Curva
☪ 4-0, 5-0, 6-0

1922/D (mm 180)
Castroviejo
Curved / Curva
☪ 4-0, 5-0, 6-0

2000/A
(1:1 scale / scala 1:1)



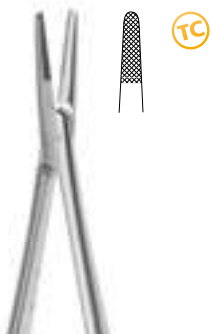
2000/A-TC (mm 140)
Castroviejo
Straight / Retta
☾ 4-0, 5-0, 6-0

2000/A (mm 140)
Castroviejo
Straight / Retta
☾ 4-0, 5-0, 6-0

2000/B-TC (mm 140)
Castroviejo
Curved / Curva
☾ 4-0, 5-0, 6-0

2000/B (mm 140)
Castroviejo
Curved / Curva
☾ 4-0, 5-0, 6-0

2000/C-TC
(1:1 scale / scala 1:1)



2000/C-TC (mm 180)
Castroviejo
Straight / Retta
☾ 4-0, 5-0, 6-0

2000/C (mm 180)
Castroviejo
Straight / Retta
☾ 4-0, 5-0, 6-0



2000/D-TC (mm 180)
Castroviejo
Curved / Curva
☾ 4-0, 5-0, 6-0

2000/D (mm 180)
Castroviejo
Curved / Curva
☾ 4-0, 5-0, 6-0



1855/TC

(1:1 scale / scala 1:1)



1855/TC (mm 140)
Mathieu

☞ 2-0, 3-0, 4-0

1855 (mm 140)
Mathieu

☞ 2-0, 3-0, 4-0

1856/TC (mm 170)
Mathieu


☞ 2-0, 3-0, 4-0

1856 (mm 170)
Mathieu

☞ 2-0, 3-0, 4-0

2004/TC

(1:1 scale / scala 1:1)



1857/TC (mm 200)
Mathieu

☞ 2-0, 3-0, 4-0

1857 (mm 200)
Mathieu

☞ 2-0, 3-0, 4-0


2004/TC (mm 120)
Boynton

☞ 4-0, 5-0, 6-0

2004 (mm 120)
Boynton

☞ 4-0, 5-0, 6-0

1853
(1:1 scale / scala 1:1)



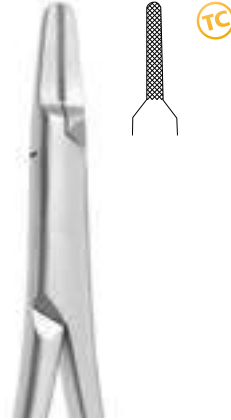
1853/TC (mm 140)
Mathieu

☞ 2-0, 3-0, 4-0



1853 (mm 140)
Mathieu

☞ 2-0, 3-0, 4-0



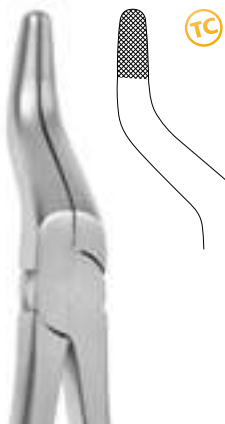
1854/TC (mm 170)
Mathieu

☞ 2-0, 3-0, 4-0



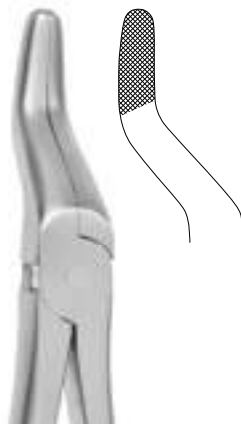
1854 (mm 170)
Mathieu

☞ 2-0, 3-0, 4-0



1858/MV-TC (mm 190)
Eiselsberg-Mathieu

☞ 2-0, 3-0, 4-0



1858/MV (mm 190)
Eiselsberg-Mathieu

☞ 2-0, 3-0, 4-0



SURGICAL / CHIRURGIA

“ MEDESY IN SPOT

Internal lock system avoid latex gloves got caught.

La chiusura interna alta per evitare di pizzicare e rompere i guanti in lattice. ”




1925/A
(1:1 scale / scala 1:1)




<p>1925/A (mm 130) Crile-Ryder</p> <p>☪ 3-0, 4-0, 5-0, 6-0</p>	<p>1925/B (mm 150) Crile-Ryder</p> <p>☪ 3-0, 4-0, 5-0, 6-0</p>	<p>1925/C (mm 180) Crile-Ryder</p> <p>☪ 3-0, 4-0, 5-0, 6-0</p>	<p>1925/A-TC (mm 130) Crile-Ryder</p> <p>☪ 3-0, 4-0, 5-0, 6-0</p>	<p>1925/B-TC (mm 150) Crile-Ryder</p> <p>☪ 3-0, 4-0, 5-0, 6-0</p>	<p>1925/C-TC (mm 180) Crile-Ryder</p> <p>☪ 3-0, 4-0, 5-0, 6-0</p>
---	---	---	--	--	--

1748
(1:1 scale / scala 1:1)



<p>1924/TC (mm 130) Baumgartner</p> <p>☪ 2-0, 3-0, 4-0</p>	<p>1924 (mm 130) Baumgartner</p> <p>☪ 2-0, 3-0, 4-0</p>	<p>1748/TC (mm 130) Halsey</p> <p>☪ 3-0, 4-0, 5-0, 6-0</p>	<p>1748 (mm 130) Halsey</p> <p>☪ 3-0, 4-0, 5-0, 6-0</p>
---	--	---	--

1740/TC
(1:1 scale / scala 1:1)



1739/TC (mm 130)
Mayo-Hegar

☞ 2-0, 3-0, 4-0

1739 (mm 130)
Mayo-Hegar

☞ 2-0, 3-0, 4-0

1740/TC (mm 160)
Mayo-Hegar

☞ 2-0, 3-0, 4-0

1740 (mm 160)
Mayo-Hegar

☞ 2-0, 3-0, 4-0

1741/TC
(1:1 scale / scala 1:1)



1741/TC (mm 180)
Mayo-Hegar

☞ 2-0, 3-0, 4-0

1741 (mm 180)
Mayo-Hegar

☞ 2-0, 3-0, 4-0

1742/TC (mm 200)
Mayo-Hegar

☞ 2-0, 3-0, 4-0

1742 (mm 200)
Mayo-Hegar

☞ 2-0, 3-0, 4-0


1735 (mm 170)
Adson

☞ 1-0, 2-0, 3-0, 4-0



1743

(1:1 scale / scala 1:1)



1743 (mm 150)
Crile-Wood

☞ 3-0, 4-0, 5-0, 6-0

1743/TC (mm 150)
Crile-Wood

☞ 3-0, 4-0, 5-0, 6-0

1743/C-TC (mm 150)
Crile-Wood

Curved / Curva

☞ 3-0, 4-0, 5-0, 6-0

1923

(1:1 scale / scala 1:1)



1736 (mm 120)
Derf

☞ 3-0, 4-0, 5-0

1736/TC (mm 120)
Derf

☞ 3-0, 4-0, 5-0


1923 (mm 150)
Fine Swedish

☞ 5-0, 6-0, 7-0, 8-0

1923/TC (mm 150)
Fine Swedish

☞ 5-0, 6-0, 7-0, 8-0

1862/TC
(1:1 scale / scala 1:1)



1862/TC (mm 170)
Mathieu-Olsen

☾ 2-0, 3-0, 4-0, 5-0


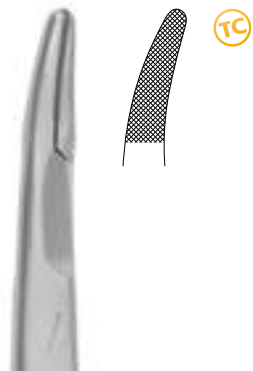
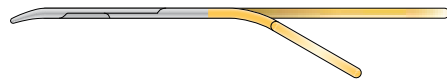
1862 (mm 170)
Mathieu-Olsen

☾ 2-0, 3-0, 4-0, 5-0

Needle holder with scissors
Porta aghi con forbice



1750/TC
(1:1 scale / scala 1:1)




1750/TC (mm 160)
Gillies

☾ 2-0, 3-0, 4-0, 5-0

1750 (mm 160)
Gillies



☾ 2-0, 3-0, 4-0, 5-0



SURGICAL / CHIRURGIA

1749/TC

(1:1 scale / scala 1:1)



1749 (mm 140)
Olsen-Hegar

☪ 3-0, 4-0, 5-0

1749/TC (mm 140)
Olsen-Hegar

☪ 3-0, 4-0, 5-0



Needle holder with scissors
Porta aghi con forbice


2010

(1:1 scale / scala 1:1)




Smooth
Liscio




Smooth
Liscio

2010 (mm 180)
Micro needle holder Titanium
Micro porta aghi Titanio
Straight / Retta

2012 (mm 180)
Micro needle holder Titanium
Micro porta aghi Titanio
Curved / Curva

“ MEDESYS IN SPOT

The needle-holders in pure titanium are characterized by a special lightness and high endurance degree. Manufactured with smooth tips for very thin needles (8-0, 9-0, 10-0) and a safety double-wing locking system. Blue anodized.

I porta aghi in Titanio si contraddistinguono per la loro leggerezza e resistenza in genere. Presentano punte lisce per aghi molto sottili (8-0, 9-0, 10-0) ed un sistema di chiusura a doppia aletta. Anodizzati blu.

”

SUTURE SCISSORS / FORBICI PER PUNTI SUTURE
**SUTURE TWEEZERS
PINZETTE PER SUTURE**


3520 (mm 90)
Spencer

3521 (mm 130)
Spencer

3528 (mm 115)
Spencer

1032 (mm 155)

1033 (mm 155)
Squared tip
Punta quadra

1033/T (mm 155)
Round tip
Punta tonda

1672/1

Suture removal kit
Kit rimozione suture

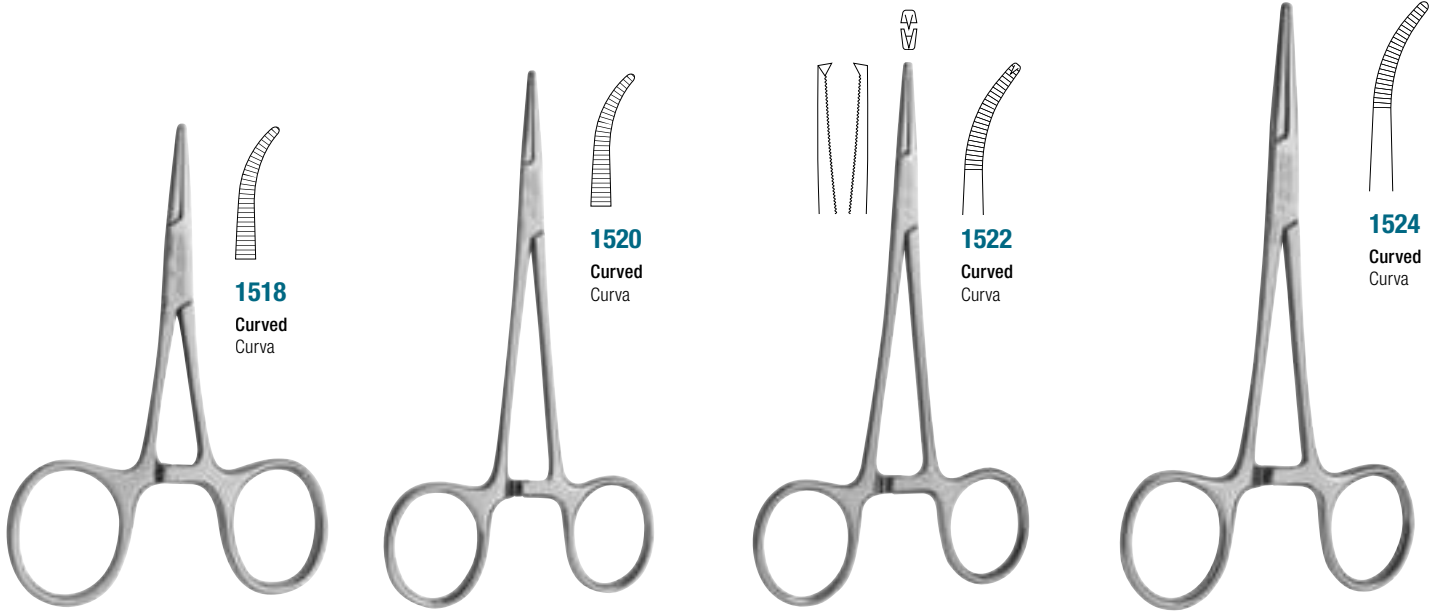
Contains / Contiene:

- 1022/130** Tweezer Perry
- 1024** Tweezer Meriam
- 3520** Scissor Spencer
- 3521** Scissor Spencer
- 3528** Scissor Spencer
- 4905/8** Mirror N.5 with handle
- 560/2** Explorer double
- 980/10** Gammaxif tray Tre



HAEMOSTATIC AND TISSUE FORCEPS

PINZE EMOSTATICHE E CHIRURGICHE



1518
Curved
Curva

1520
Curved
Curva

1522
Curved
Curva

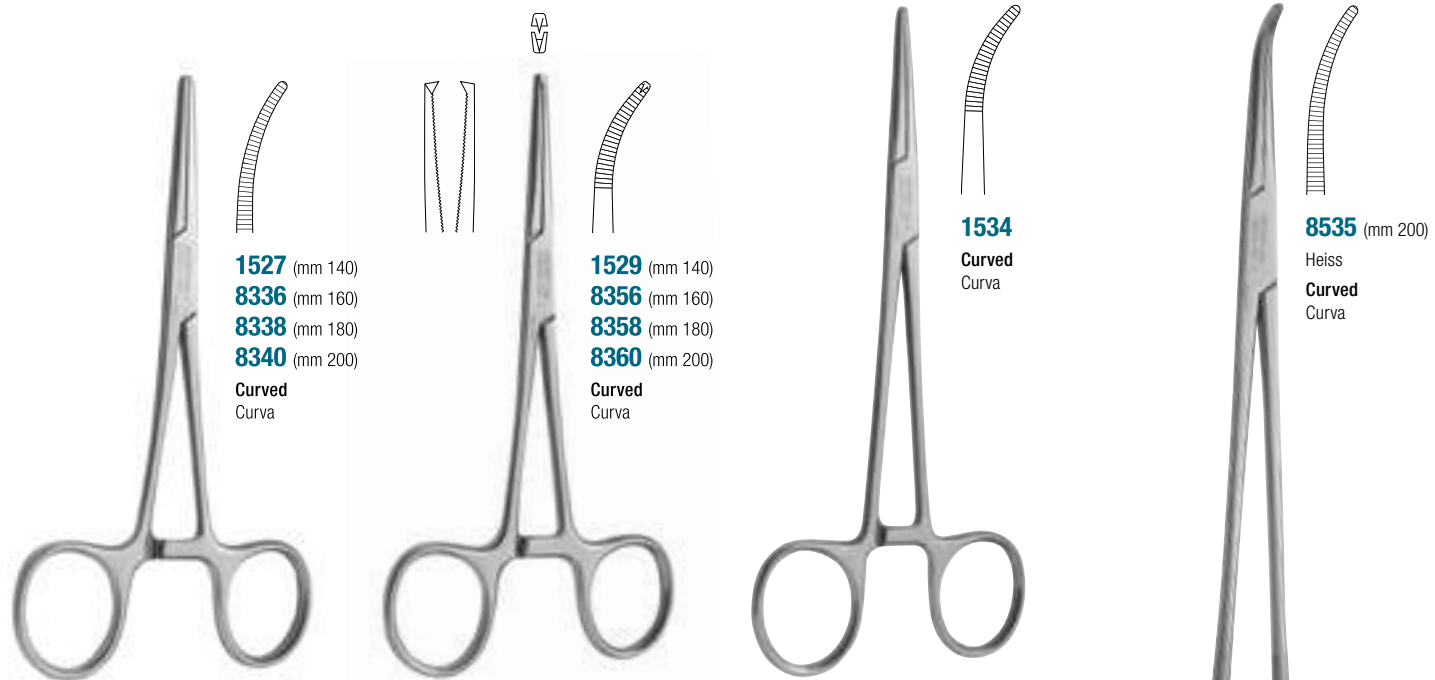
1524
Curved
Curva

1517 (mm 90)
Hartmann (Baby Mosquito)
Straight
Retta

1519 (mm 125)
Halstead Mosquito
Straight
Retta

1521 (mm 125)
Halstead Mosquito 1x2
Straight
Retta

1523 (mm 140)
Kelly
Straight
Retta



1527 (mm 140)
8336 (mm 160)
8338 (mm 180)
8340 (mm 200)
Curved
Curva

1529 (mm 140)
8356 (mm 160)
8358 (mm 180)
8360 (mm 200)
Curved
Curva


1534
Curved
Curva

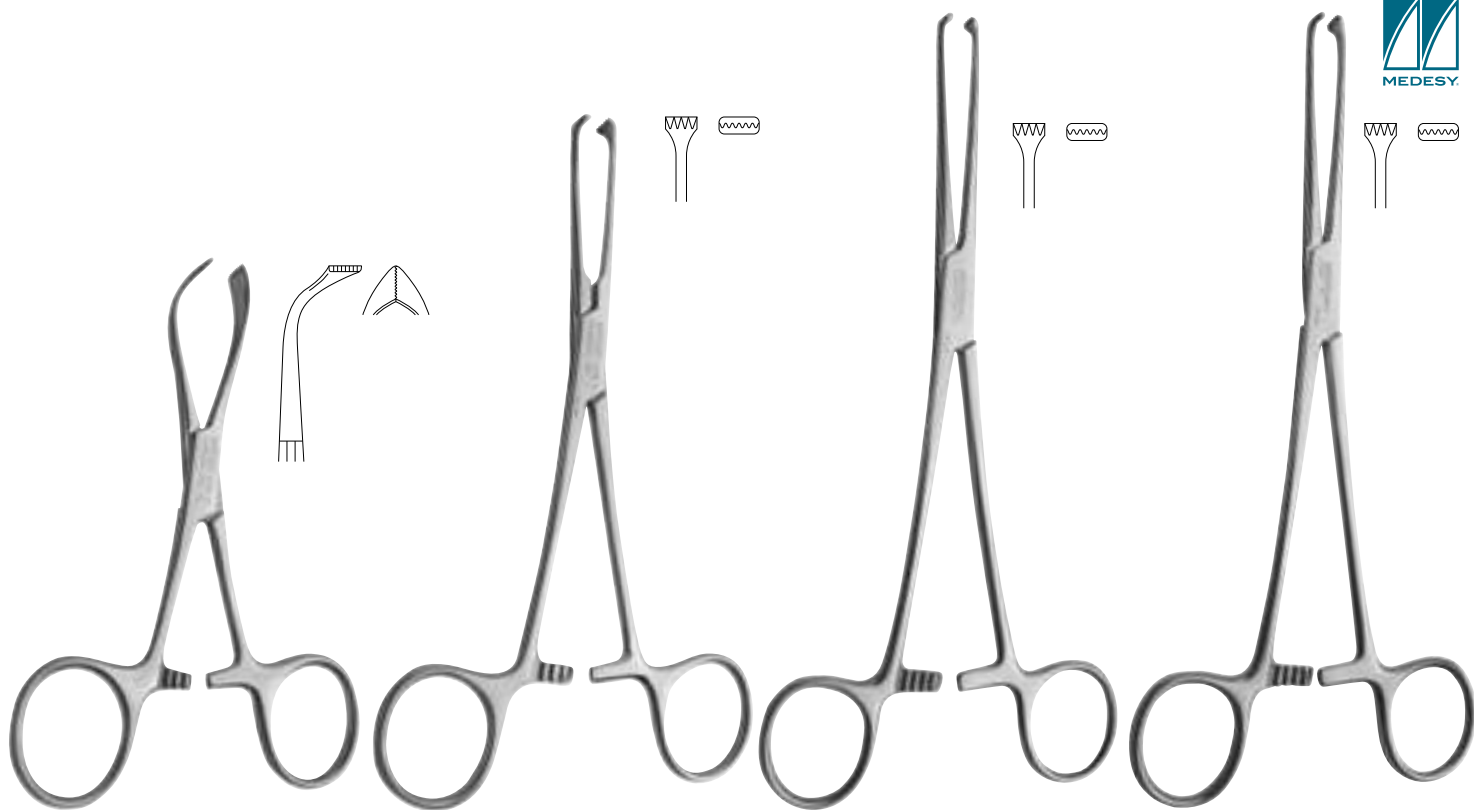
8535 (mm 200)
Heiss
Curved
Curva

1526 (mm 140)
8330 (mm 160)
8332 (mm 180)
8334 (mm 200)
Rochester-Péan
Straight
Retta

1528 (mm 140)
8350 (mm 160)
8352 (mm 180)
8354 (mm 200)
Rochester-Kocher 1x2
Straight
Retta

1533 (mm 160)
Kelly-Rankin
Straight
Retta





1531 (mm 100)
1532 (mm 130)
Lorna

1530/1 (mm 150)
Allis-Baby 3:4

1530/2 (mm 200)
Allis 4:5

1530/3 (mm 200)
Allis 6:7



619/1 (mm 180)
Luniatscheck
Tonsil gauze packers
Tamponatore tonsillare

619/2 (mm 180)
Luniatscheck
Tonsil gauze packers
Tamponatore tonsillare

SUCTION TUBES / CANNULE PER ASPIRAZIONE



With round corners and depressive hole.
Con bordi arrotondati e foro di pressione.

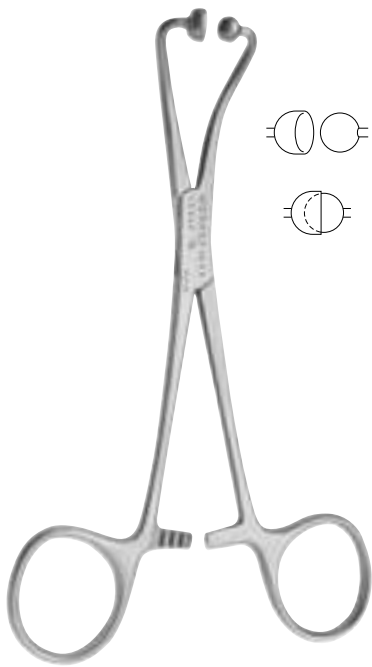
910/1 (ø 1,5 mm)
910/3 (ø 3 mm)
910/4 (ø 4 mm)
910/5 (ø 5 mm)
mm 175

912/1 (ø 2,5 mm)
912/2 (ø 3 mm)
912/3 (ø 4 mm)
mm 165

911/2 (ø 2 mm)
911/3 (ø 3 mm)
911/4 (ø 4 mm)
911/5 (ø 5 mm)
Frazier
mm 190

TOWEL & DRESSING FORCEPS, TONGUE FORCEPS

PINZE PER TELI, TAMPONI, E TIRALINGUA



1635 (mm 140)

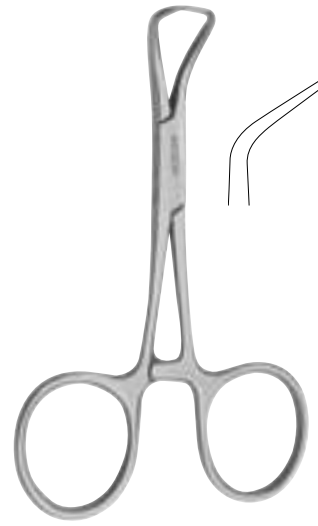
Backhaus

Not-perforating and not-damaging
Non perforante



1633 (mm 130)

Backhaus



1634 (mm 90)

Backhaus



1629 (mm 90)

Jones



1513

Curved
Curva



8537 (mm 250)

8538 (mm 200)

Foerster

Dressing forceps
Pinze portatamponi



8540 (mm 200)

Collins

Tongue forceps
Pinze tiralingua



1510/1

Spare part
Ricambio

1512 (mm 200)

Gross Maier

Dressing forceps – Straight
Pinze portatamponi – Rette

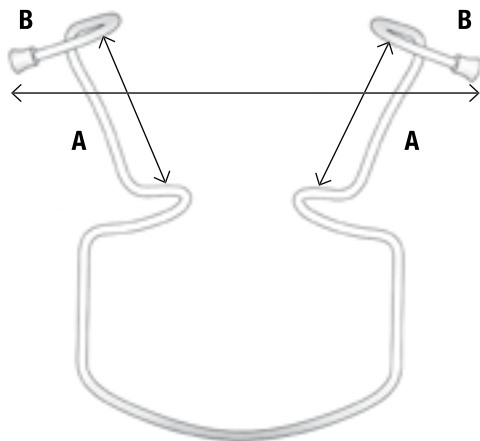
1510 (mm 170)

Young

Tongue forceps
Pinze tiralingua

MOUTH GAGS

APRIBOCCA



H 24 x 24

Silicon mouth props autoclavable, with security hole (sold in pair)
Sostegno apribocca in silicone autoclavabile, con foro di sicurezza (venduti a coppia)

MEDESY – ORINGER

	A	B
820/1 Small / Piccolo	mm 40	x 105
820/2 Medium / Medio	mm 50	x 110
820/3 Large / Largo	mm 60	x 115

H 32 x 28

825/A (Orange - Arancio)

825/B (Blue - Blu)

825/G (Yellow - Giallo)



899 (mm 110)
Molt



900 (mm 140)
Molt



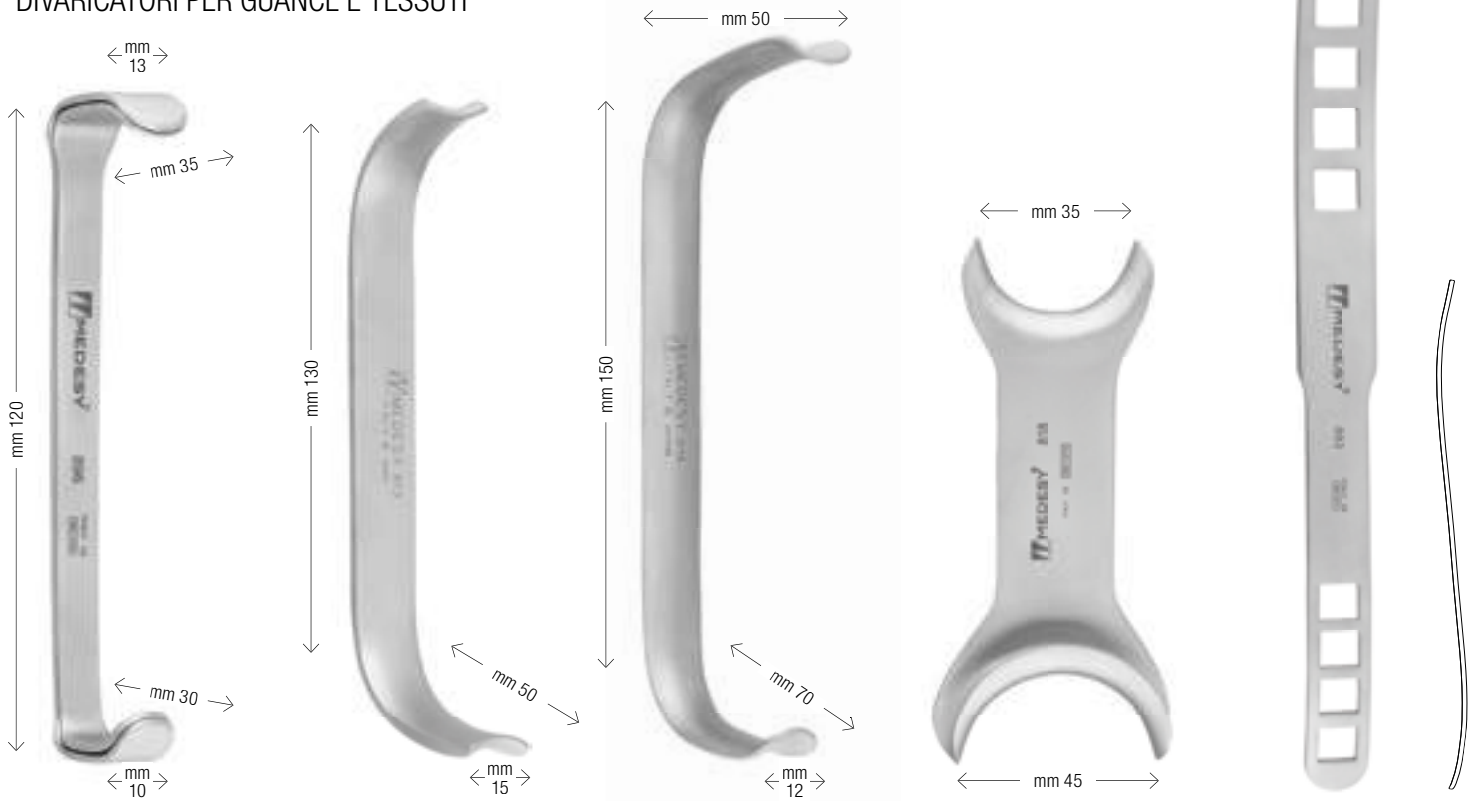
917 (mm 160)
Roser-König



SURGICAL / CHIRURGIA

RETRACTORS – CHEEK AND TISSUE

DIVARICATORI PER GUANCE E TESSUTI



896

Farabeuf

Set of 2

Set di 2

913

914

818 (mm 115)

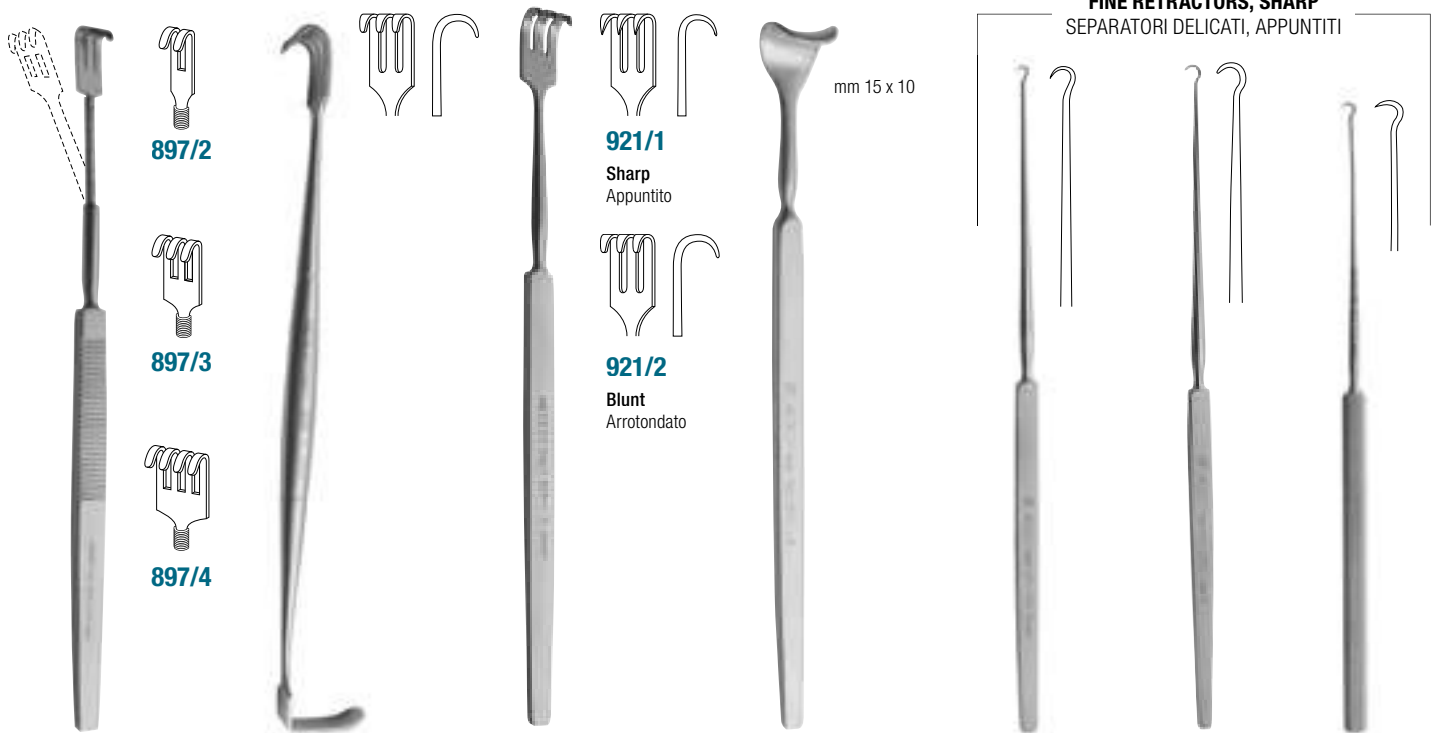
Medesy

893 (mm 190)

Bruenings

Tongue depressor

Abbassalingua



897/2

897/3

897/4

921/1

Sharp
Appuntito

921/2

Blunt
Arrotondato

mm 15 x 10

FINE RETRACTORS, SHARP
SEPARATORI DELICATI, APPUNTITI

897/3 (mm 160)

Flexible, with spring
Flessibile, con molla

886 (mm 160)

Senn-Miller

921/1 (mm 165)

Sharp
Appuntito

922 (mm 160)

Desmarres

920/1 (mm 180)

Gillies
Small
Piccolo

920/2 (mm 180)

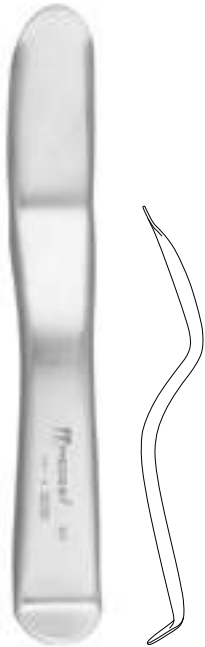
Gillies
Medium
Medio

920/3 (mm 165)


Gillies
Medium
Medio

RETRACTORS – CHEEK AND LIP


DIVARICATORI PER GUANCE E LABBRA



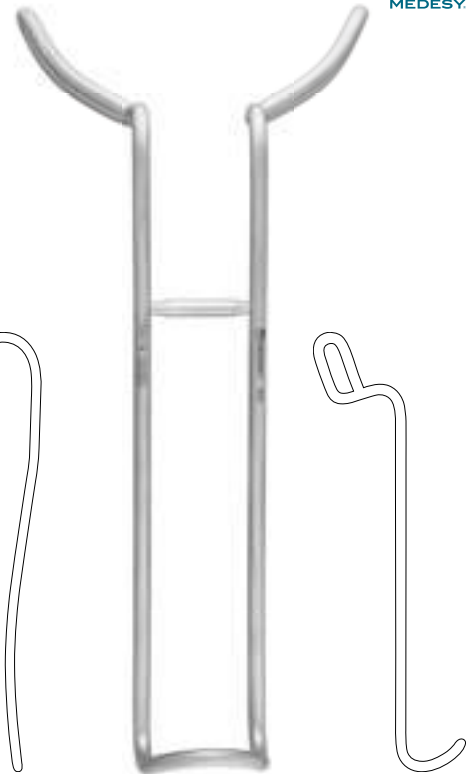
907 (mm 140)
Minnesota University
Cheek retractor
Divaricatore per guance



890 (mm 140)
891 (mm 160)
Sternberg



892 (mm 140)
Sternberg



906 (mm 170)
Universal retractor
Divaricatore universale

← mm 30 →



908/1 (mm 130)

← mm 35 →



908/2 (mm 145)



908/1 (mm 110x100)
Wieder
Tongue depressor
Abbassalingua



909/1 (mm 140)
Austin
Tissue retractors
Divaricatore per tessuti



909/2 (mm 90)
Austin
Tissue retractors
Divaricatore per tessuti



901 (mm 150)
Vestibulum



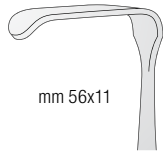
SURGICAL / CHIRURGIA

RETRACTORS – CHEEK AND TISSUE

DIVARICATORI PER GUANCE E TESSUTI



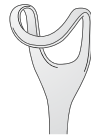
mm 40x11



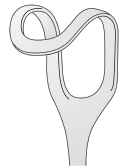
mm 56x11

889/2 (mm 215)

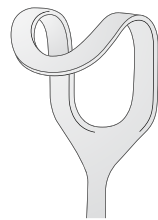
Kocher



887/1 (mm 14x17)



887/2 (mm 20x22)



887/3 (mm 26x30)



mm 20x30



mm 35x11

889/1 (mm 215)

Kocher

887/1 (mm 190)

Middeldorpf

915 (mm 220)

Wassmund

923 (mm 215)

Obwegeser/Ramus



(mm 30x10)

888/2

(mm 40x10)



888/3

(mm 40x13)



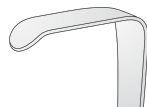
888/4

(mm 50x10)

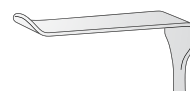


888/5

(mm 50x13)



(mm 40x11)



905/2

(mm 55x11)



888/1 (mm 215)

Langenbeck

905/1 (mm 210)

Kocher

924 (mm 200)

Orientable
Orientabile

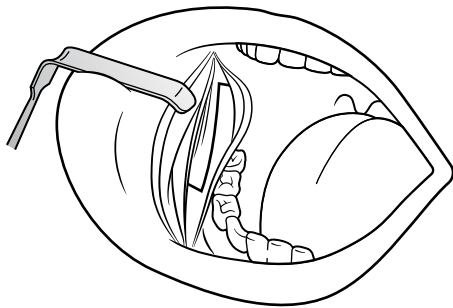
SOFT TISSUE RETRACTORS

DIVARICATORI PER TESSUTI MOLLI



The tip pointed down allows more control of the grip, meanwhile it leaves you a better view for the operation. The convex and grooved shape of the blade provides a better support on the lip and makes the grip less traumatic.

La punta rivolta verso il basso permette un maggior controllo della tenuta, e nel contempo lascia maggior visuale per l'intervento. La forma scanalata e convessa della lama, permette un migliore appoggio al labbro e rende meno traumatica la tenuta.



925/1 (mm 7x25)



925/4 (mm 12x55)



925/2 (mm 10x35)



925/5 (mm 14x70)



925/3 (mm 10x42)



925/6 (mm 16x80)

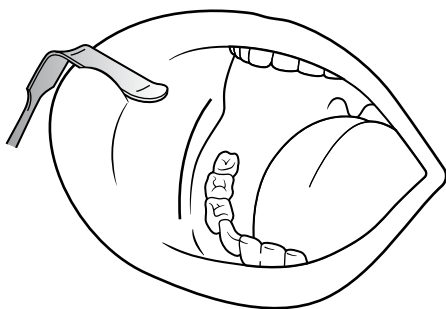
925/1 (mm 210)

Obwegeser internal

The tip pointed up makes the use of retractor less traumatic for soft tissue. The convex and grooved shape of the blade provides a better support on the lip and makes the grip less traumatic.

La punta rivolta verso l'alto rende l'utilizzo del divaricatore meno traumatico per i tessuti molli.

La forma scanalata e convessa della lama, permette un miglior appoggio del labbro e rende meno traumatica la tenuta.



926/1 (mm 7x25)



926/4 (mm 12x55)



926/2 (mm 10x35)



926/5 (mm 14x70)



926/3 (mm 10x42)



926/6 (mm 16x80)

926/1 (mm 210)

Obwegeser external



HENAHAN & MISCH RETRACTORS

DIVARICATORI HENAHAN E MISCH



918/1

Henahan 10 mm
mm 170

918/2

Henahan 12 mm
mm 170

918/3

Henahan 16 mm
mm 170

918/4

25 mm
mm 170

919/1

Misch 1
mm 165

919/2

Misch 2
mm 165


919/3

Misch 3
mm 170

919/4

Misch 4
mm 165

MALLEABLE RETRACTORS DIVARICATORI MALLEABILI



903/1

mm 240

903/2

mm 200

903/3

mm 205

903/4

Lame de Tessier
mm 215



916

Obwegeser
mm 150

Chin retractor
Divaricatore per mento

1672/3

Surgery basic set

Set chirurgico basico

Contains / Contiene:

1049	Tweezer round
1050	Tweezer round
1743/TC	Needle holder Crile-Wood
1855	Needle holder Mathieu
3543/BLKN	Scissor Iris Black sharp
3546/AN	Scissor Goldman-Fox
3629	Scalpel handle Bad Parker
3637/16	Scalpel handle adjustable
3809	Bone rongeur Micro Friedman
548/4 PT	Probe CP15
872/P14	Periosteal Goldman-Fox
878	Periosteal Prichard
882	Periosteal Molt N. 9
919/2	Retractor Misch N. 2
981/20	Gammafix tray Cinc



SURGICAL / CHIRURGIA



(1:1 scale / scala 1:1)

4964/EU-DA
4964/AM-DA
(ml 1,8)

Aluminium – Dark
Alluminio – Nera



AL

4964/EU-SI
4964/AM-SI
(ml 1,8)

Aluminium – Silver
Alluminio – Argento



AL

4964/EU-OR
4964/AM-OR
(ml 1,8)

Aluminium – Orange
Alluminio – Arancio



AL

4964/EU-GR
4964/AM-GR
(ml 1,8)

Aluminium – Green
Alluminio – Verde



AL

4964/EU-BL
4964/AM-BL
(ml 1,8)

Aluminium – Blue
Alluminio – Blu



AL

MEDESYJECT INTRALIGAMENTAL SYRINGES

SIRINGHE PER ANESTESIA INTRALIGAMENTARE MEDESYJECT



"Suitable for uppers and lowers, just turning the front barrel"

ADVANTAGES OF INTRALIGAMENTAL ANESTHESIA:

- Automatic limitation of the power pressure.
- Anesthetizing of a single tooth.
- No numbness of the tongue, lips or cheek.
- Simultaneous treatment of teeth in different quadrants.
- Supports regional block anesthesia.
- Eliminates the risk of haematoma.
- Lower emotional impact on patient.

UNIQUE MEDESYJECT OPERATING FEATURES:

- Fully autoclavable.
- Removable headpiece with angled threaded nozzle for the injection needle.
- Viewing chamber with safety sleeve for cartridge.
- Handle servo dosing lever with optimal support for index finger for a gradual advance of the dosing plunger resetting key.
- No waiting time between injections and beginning of treatment.
- Excellent depth of anesthesia combined with shorter duration.
- Much less pain than standard injections (infiltration anesthesia in hard palate, intrapulpal or intraseptal injections or for papillectomy).
- A smaller quantity of given anaesthetic (~ 0,06 ml for single injection/click).
- Needle suggested: 30G.

I VANTAGGI DELL'ANESTESIA INTRALIGAMENTALE:

- Limitazione automatica della potenza di pressione.
- Effetto circoscritto al solo dente da trattare.
- Assenza d'intorpidimento dei tessuti molli.
- Trattamento simultaneo di denti localizzati in zone diverse.
- Effetto rapido e profondo.
- Elimina il rischio di ematomi.
- Minore impatto emotivo sul paziente.

CARATTERISTICHE DELLA SIRINGA MEDESYJECT:

- Completamente sterilizzabile in autoclave.
- Parte terminale rimovibile con una punta angolata per l'inserimento dell'ago.
- Camera a vista con un astuccio di sicurezza per la cartuccia.
- Manico con leva di servo-dosaggio con un ottimo supporto del dito indice per un avanzamento graduale del pistone di dosaggio.
- Nessuna attesa tra l'iniezione e l'inizio del trattamento.
- Eccellente profondità dell'anestesia e breve durata.
- Molto meno dolore rispetto alle tradizionali iniezioni.
- Minore quantità di anestetico somministrato (~ 0,06 ml per singola iniezione/click).
- Ago suggerito: 30G.

As opposed to a classical infiltration or block anesthesia, this method injects the local anesthesia directly into the dental ligament (periodontal ligament) and thus guarantees a rapid, profound and total anesthesia of a single tooth.



Contrariamente all'anestesia tradizionale che coinvolge un'intera zona, questo metodo inietta l'anestesia locale direttamente nel legamento del dente e ciò garantisce una rapida, profonda e totale anestesia di un solo dente.

4964/EU-INOX
4964/AM-INOX

(ml 1,8)

(1:1 scale / scala 1:1)

“ MEDESY IN SPOT

WHY INOX IS BETTER?

Because it's chrome free.

Because you can get a better sterilization.

Because you can use for long time.

Because has anti-reflection surface.

PERCHÉ INOX È MEGLIO?

Perché non c'è alcuna traccia di cromo.

Perché più indicato in sterilizzazione.

Perché lo strumento ha una maggiore durata.

Perché ha una superficie anti-riflesso. ”



SURGICAL / CHIRURGIA



SYRINGES FOR INTRALIGAMENTAL ANAESTHESIA (4962 – 4963 – 4964)

The intraligament anaesthesia technique is used for the treatment of individual teeth by means of an injection between the alveolar crest and the tooth root. With this technique the needle is inserted through the gingival sulcus into the periodontal space along the mesial or distal surface of the tooth: the anaesthetic solution must be injected slowly keeping a constant and moderate pressure to facilitate the distribution of the liquid. Contraindicated in presence of deep periodontal pockets and gingival acute infection.

SIRINGHE PER ANESTESIA INTRALIGAMENTARE (4962 – 4963 – 4964)

L'anestesia intraligamentare è una tecnica secondo la quale i denti vengono anestetizzati singolarmente, per mezzo di una iniezione tra l'alveolo osseo e la radice del dente. La modalità di applicazione è la seguente: s'introduce l'ago nel solco gengivale lungo la superficie mesiale o distale del dente e lentamente si inietta la soluzione anestetica con una pressione costante (e non eccessiva) dando il tempo al liquido di diffondersi. È controindicata in presenza di tasche parodontali ed infezioni acute della gengiva marginale.



4962/1

(ml 1,8 EU)
(0,2 ml/click)

4962/2

(ml 1,8 AM)
(0,2 ml/click)

4963/1

(ml 1,8 EU)
(0,07 ml/click)

4963/2

(ml 2,2 AM)
(0,07 ml/click)



INOX SYRINGES

SIRINGHE INOX



4960/INOX

(ml 1,8 EU/AM)

Stainless Steel
Acciaio Inox



4956/INOX

(ml 1,8 EU/AM)

Stainless Steel
Acciaio Inox

ASPIRATING SYRINGES

SIRINGHE ASPIRANTI



Excellent quality and unmatched reliability characterize our range of syringes. In order to satisfy the different needs, the majority of our syringes are equipped with double tip: one suitable for European / METRIC thread needles (EU) and one for American / IMPERIAL thread needles (AM). On demand some of our syringes can also be equipped with an aspiration arrowhead tip.

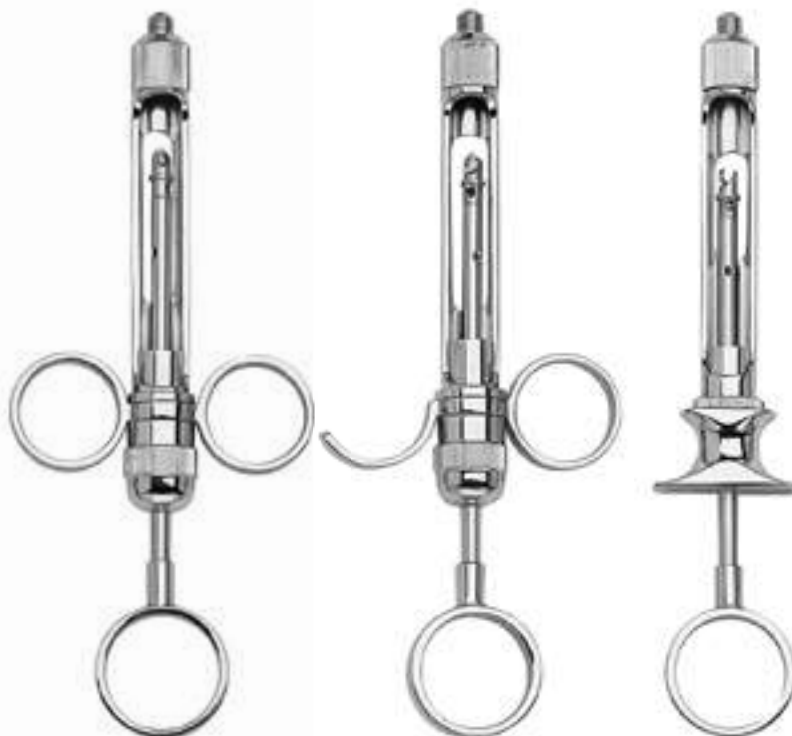
Le nostre siringhe dentali sono contraddistinte da una elevata qualità ed affidabilità di utilizzo. Per far fronte alle diverse esigenze, la maggior parte dei nostri modelli sono equipaggiati con doppio puntale: uno adatto per gli aghi con filettatura Europea (EU) e l'altro per aghi con filettatura Americana (AM). Inoltre, le siringhe possono essere allestite con puntale di aspirazione a freccia (previa richiesta e nei modelli previsti).



4969/CO

4969/F

4969/CV



4960 (ml 1,8 EU/AM)

4961 (ml 1,8 EU/AM)

4956 (ml 1,8 EU/AM)

Also available not aspirating type: ask for 4959/1NOA, 4959/2NOA.

Disponibile anche il modello non aspirante: chiedi 4959/1NOA, 4959/2NOA.



4952 (ml 2,2 AM)

Folding type – Not aspirating
Pieghevole – Non aspirante



4959/1 (ml 1,8 EU/AM)

4959/2 (ml 2,2 EU/AM)
Folding type
Pieghevole



4966/1 (ml 1,8 EU/AM)

4966/2 (ml 2,2 EU/AM)
Folding type
Pieghevole



4958/1 (ml 1,8 EU)

4958/2 (ml 1,8 AM)
Cook-Waite



SURGICAL / CHIRURGIA

DENTAL SYRINGES, ASPIRATION RING

SIRINGHE DENTALI CON ANELLO ASPIRANTE



4957/1 (ml 1,8 EU)

4957/2 (ml 2,2 AM)

Autoclavable Teflon handle
Manico in Teflon autoclavabile



4967/1 (ml 1,8 EU)

4967/2 (ml 2,2 AM)

Stahl



4957/1 INOX (ml 1,8 EU)

**Stainless steel, autoclavable
teflon handle**
Acciaio Inox, manico
in teflon autoclavabile

PASSIVE AUTOMATIC ASPIRATION

Aspiration, before and during the injection of anaesthetic, is strongly recommended by the conventional literature of dental surgery. The development of passive systems which depend on a “semi automatic” backward movement of the components of the cartridge made easier the process of aspiration.

A well-balanced syringe which suits comfortably to the hands gives to the dentist good tactile informations transferred from the tip of the needle to the fingertip of the syringe. This should be associated with user-friendly aspiration system. This two elements must be the reason of the choice of an injection instrument.

ASPIRAZIONE PASSIVA AUTOMATICA

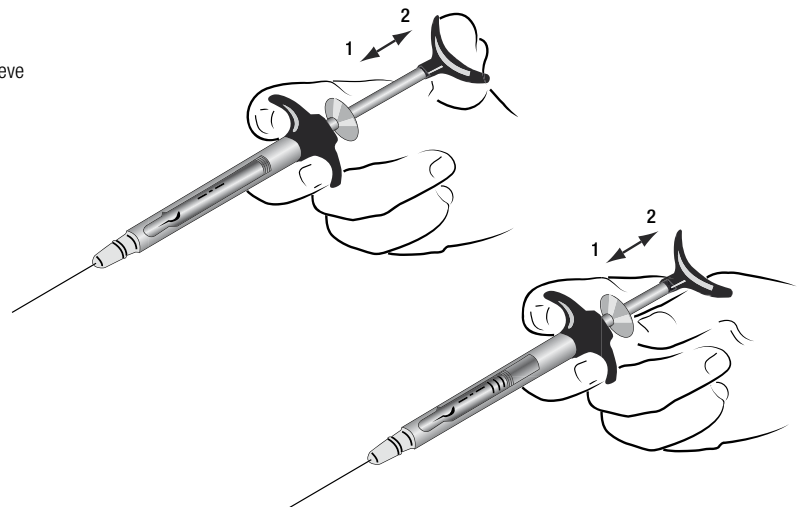
L'aspirazione, prima e durante l'iniezione di agenti anestetici, è fortemente raccomandata dalle descrizioni convenzionali di interventi dentali. L'aspirazione è stata molto facilitata dallo sviluppo di sistemi di aspirazione passivi, che si basano cioè su un movimento all'indietro semi-automatico dei componenti della cartuccia. Una siringa ben equilibrata, che si adatta perfettamente alla mano del dentista, trasmette tutte le informazioni tattili, dalla sua punta alla mano del dentista. Ciò deve essere associato con un semplice sistema di aspirazione; questi due elementi dovrebbero essere i fattori principali nella scelta di uno strumento di iniezione.

THE SYRINGE OFFERS TWO SIMPLE WAYS TO ACHIEVE EASILY THE ASPIRATION:

- 1 By gentle releasing the pushing force on the piston – in this way the elastic membrane in the cartridge, previously deformed by the pushing, it comes back to its original shape ensuring an aspiration effect.
- 2 Or by pressing and releasing the thumb disk.

LA SIRINGA HA DUE MODALITÀ DI UTILIZZO MOLTO SEMPLICI:

- 1 Per un delicato rilascio della forza di pressione sul pistone – in questo modo la membrana elastica della fiala, inizialmente deformata dalla pressione su di essa esercitata, ritorna alla posizione originale creando un effetto aspirante.
- 2 Oppure attraverso la pressione e rilascio immediato del dischetto.



1672/2

Soft tissue surgery

Set per tessuti molli

Contains / Contiene:

1007/10-T0	Tweezer De Bakey mini
1049/OY	Tweezer round OY
1050/OY	Tweezer round OY
1922/D-TC	Needle holder Castroviejo
3628	Scissors Castroviejo
3638	Scalpel handle micro blades
3638/64	Micro blade box (not shown)
856	Periosteal Medesy
871/2-4	Periosteal Molt
980/10	Gammatrix tray Tre



SURGICAL / CHIRURGIA

TISSUE-PERIODONTAL TWEEZERS

PINZETTE PER CHIRURGIA E PARODONTOLOGIA



1x2
ø mm 0,9



1x2
ø mm 0,9
ø mm 0,6



1x2
ø mm 0,9
ø mm 0,6



1044
Gerald
mm 175



1042
Gerald
mm 175



1x2
ø mm 0,9
ø mm 0,6

1031/0,6-0Y
1031/0,9-0Y
Semken
mm 125



1049/D
mm 180
Diamond coated
Diamantata



1050/D
mm 180
Diamond coated
Diamantata



1x2
ø mm 0,9

1049/0Y
Round 1x2
mm 180



1x2
ø mm 0,9

1050/0Y
Round 1x2
mm 180



1049
Round
mm 180



1050
Round
mm 180



1052
Russian
mm 150



1045/OY

Adson 1x2
mm 150

1046

Adson
mm 150

1012/OY

Micro Adson 1x2
mm 120

1016/OY

Micro Adson 1x2
mm 120

1017

Micro Adson
mm 120

1013/TC

TC Adson-Brown
mm 120

1014/TC


TC Micro-Adson
mm 120

1015/TC

TC Adson
mm 120

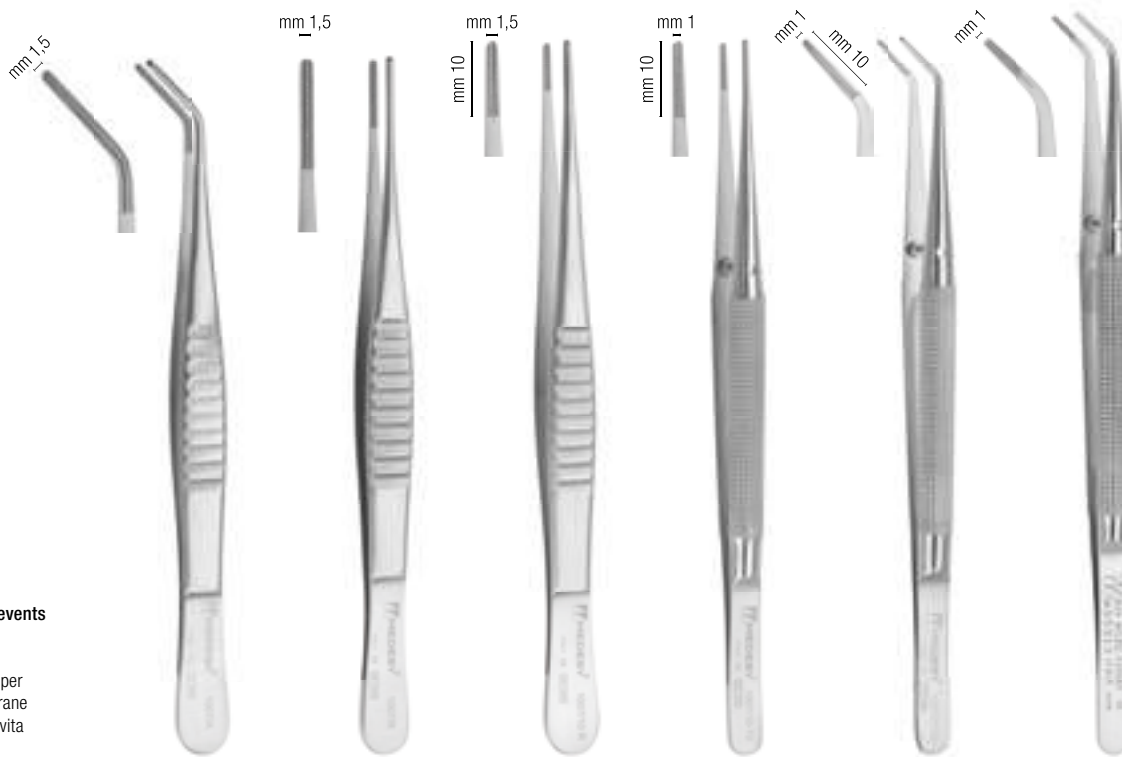
**ATRAUMATIC
TISSUE TWEEZERS**

PINZETTE
PER TESSUTI
ATRAUMATICHE



Atraumatic tissue tweezer, for gripping membranes and tissue safely. The special serration prevents the perforation of the tissue.

Pinzette per tessuti atraumatiche, per una salda e sicura presa di membrane e tessuti. La speciale zigrinatura evita la perforazione dei tessuti stessi.



1007/A

De Bakey
mm 150

Curved
Curva

1007/R

De Bakey
mm 150

Straight
Retta

1007/10-R

De Bakey
mm 155

Straight
Retta

1007/10-TO

De Bakey
mm 155

Straight
Retta

1007/10-TS

De Bakey
mm 155

Curved
Curva

1048

Micro Cooley
mm 160



MICROSURGERY

MICROCHIRURGIA

SCISSORS SPRING ACTION

FORBICI SISTEMA A MOLLA



3621 (mm 110)

Noyes

Straight
Retta

3624 (mm 110)

Noyes

Curved
Curva

3626 (mm 110)

Noyes

Angular
Angolare

1957 (mm 155)

Straight
Retta

1958 (mm 155)

Curved
Curva

1959 (mm 150)

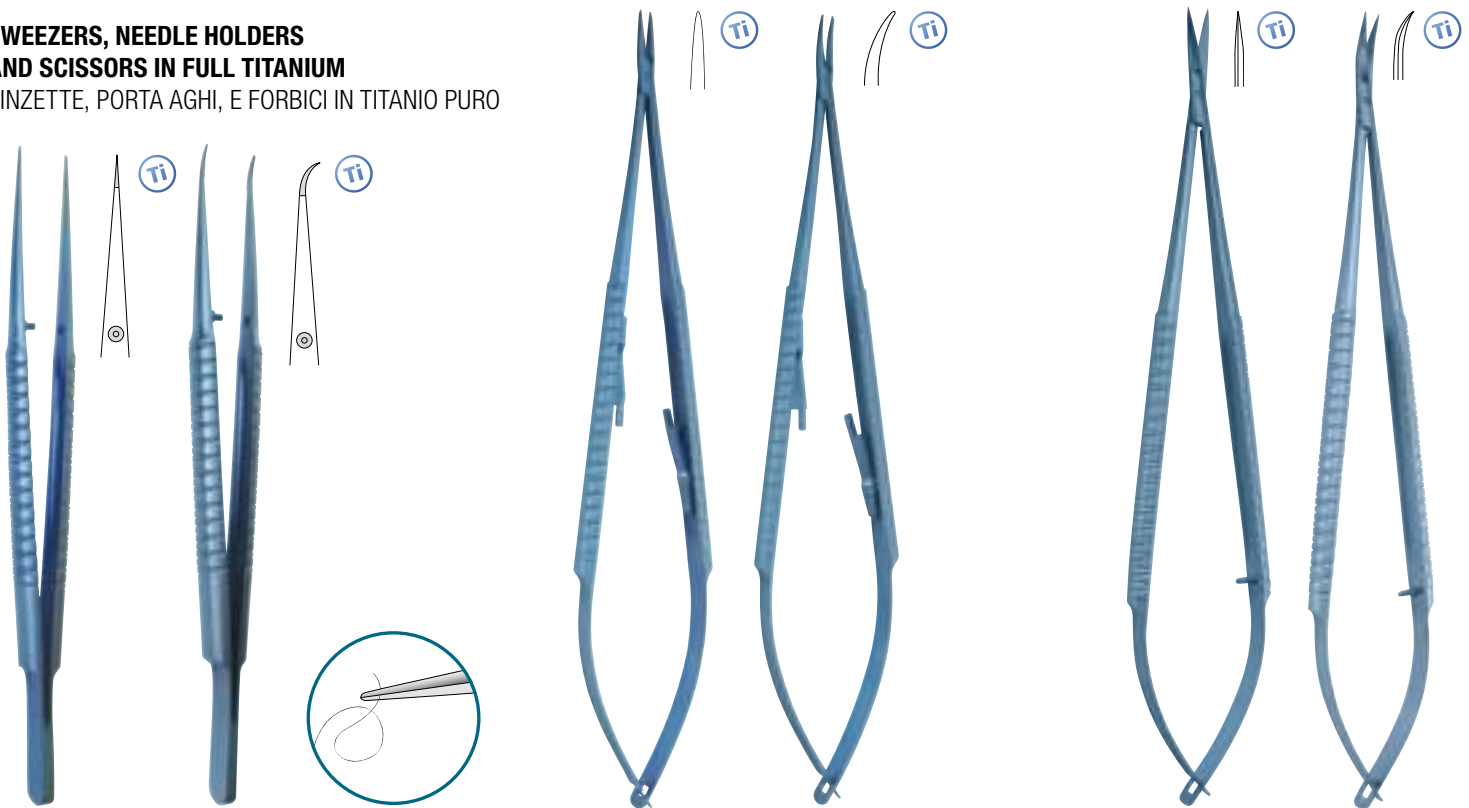
Straight
Retta

1960 (mm 150)

Curved
Curva

TWEEZERS, NEEDLE HOLDERS AND SCISSORS IN FULL TITANIUM

PINZETTE, PORTA AGHI, E FORBICI IN TITANIO PURO



1140 (mm 150)

Micro tweezer
Straight
Micro pinzetta
Retta

1141 (mm 150)

Micro tweezer
Curved
Micro pinzetta
Curva

2010 (mm 180)

Micro needleholder
Straight
Micro porta aghi
Retta

2012 (mm 180)

Micro needleholder
Curved
Micro porta aghi
Curva

1970 (mm 180)

Micro scissors
Straight
Micro forbici
Retta

1971 (mm 180)

Micro scissors
Curved
Micro forbici
Curva



Ti

Microsurgical mirrors fit on 3638 and 3638/Ti handles. Specchietti microchirurgia si inseriscono nei manici 3638 e 3638/Ti.

MICROSURGICAL MIRRORS
SPECCHIETTI MICROCHIRURGIA



3638/Ti
mm 135

Titanium handle for micro blades and micro mirrors
Manico in titanio per micro lame e micro specchietti

4908/T (ø mm 5)

Stainless steel, round
Acciaio, tondo

4908/Q (mm 4x9)

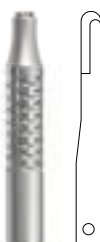
Stainless steel, square
Acciaio, quadro

4908/P (mm 4x10)

Stainless steel, point
Acciaio, punta

SCALPEL HANDLE AND BLADES
FOR MICROSURGERY

MANICO E LAME PER MICROCHIRURGIA



3638/64




3638/65



3638/67



3638/69



Package 25 pcs
Confezioni 25 pz



3638

mm 135

Scalpel handle for micro blades
Manico lame per microchirurgia

911/2 (ø 2 mm)

911/3 (ø 3 mm)

911/4 (ø 4 mm)

911/5 (ø 5 mm)

Frazier
mm 190

912/1 (ø 2,5 mm)

912/2 (ø 3 mm)

912/3 (ø 4 mm)

mm 165

1034

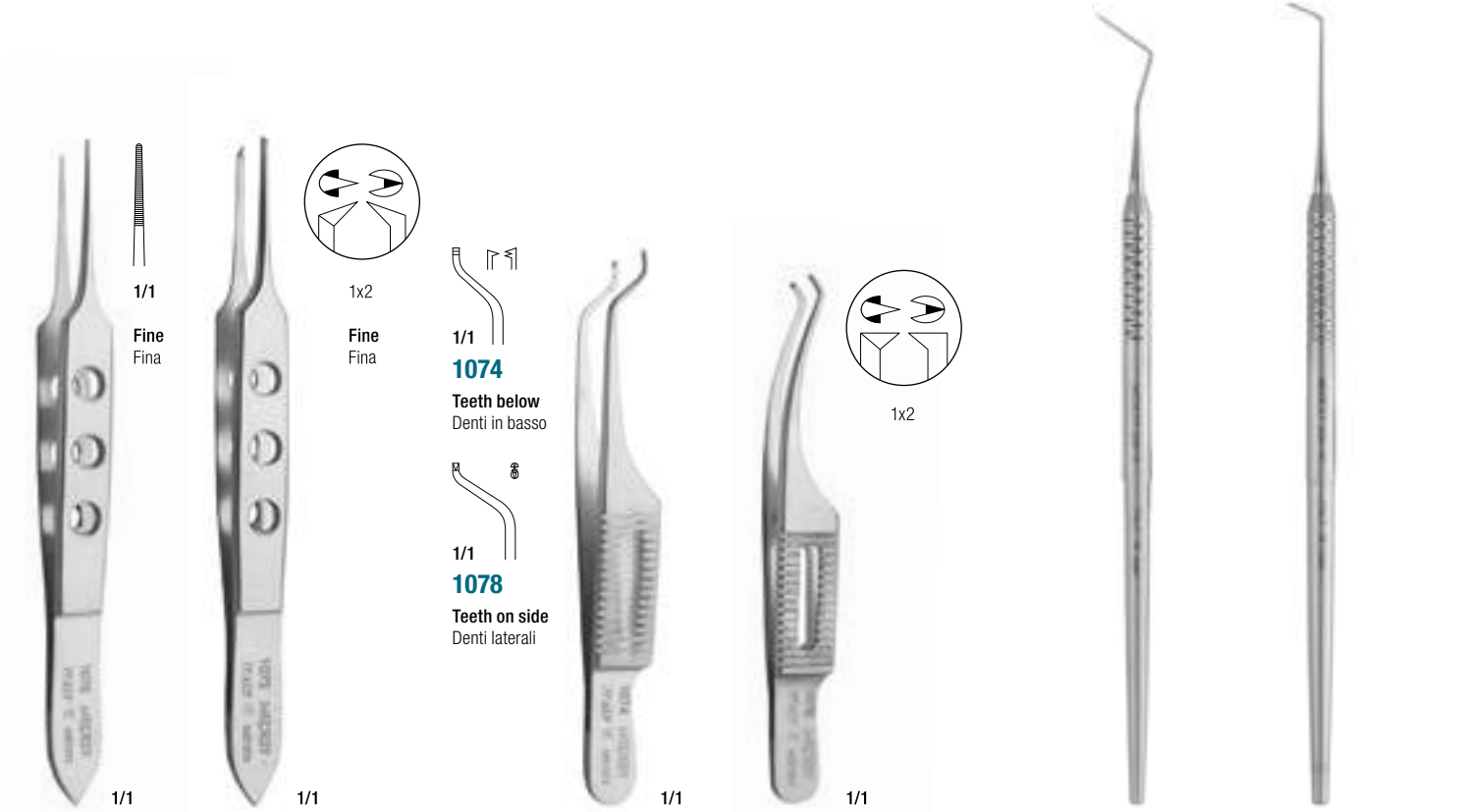
mm 125

1037

mm 115

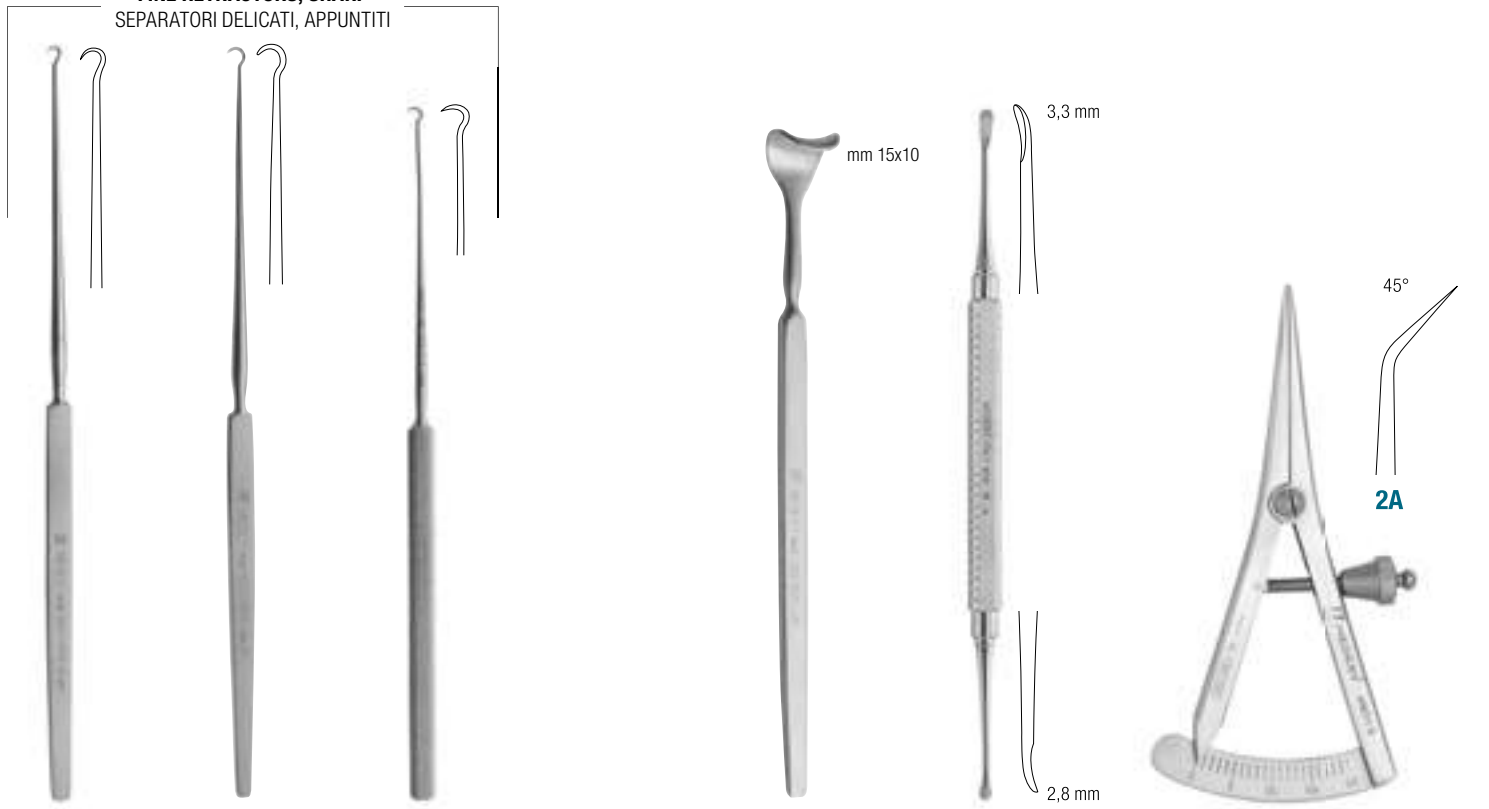
1038

mm 115



<p>1070 Bishop-Harman mm 90</p>	<p>1072 Bishop-Harman mm 90</p>	<p>1074 Gill-Hess mm 75</p>	<p>1078 Barraquer-Katzin (Colibri) mm 70</p>	<p>555/9 Endo explorer</p>	<p>555/16 Endo explorer</p>
--	--	--	---	---------------------------------------	--

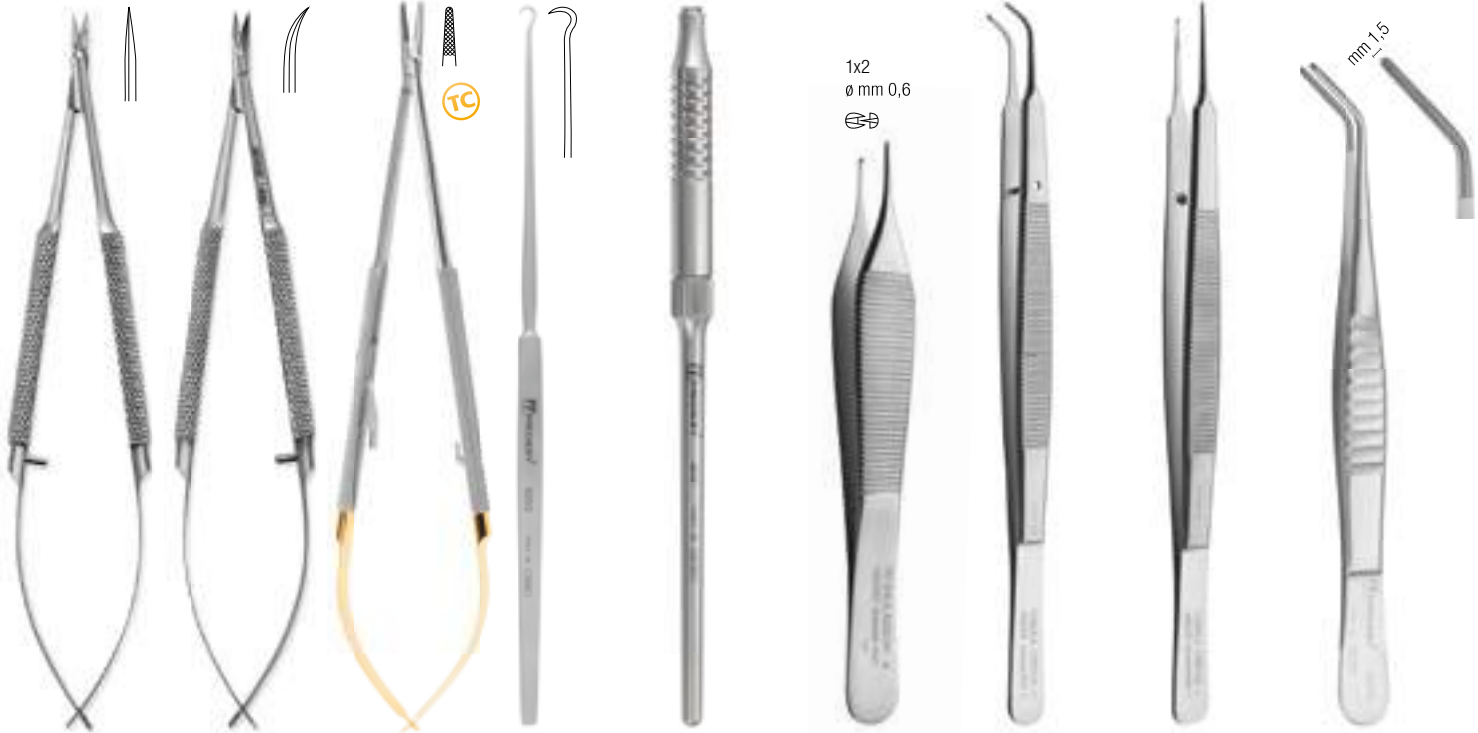
FINE RETRACTORS, SHARP
SEPARATORI DELICATI, APPUNTITI



<p>920/1 (mm 180) Gillies Small Piccolo</p>	<p>920/2 (mm 180) Gillies Medium Medio</p>	<p>920/3 (mm 165) Gillies Medium Medio</p>	<p>922 (mm 160) Desmarres</p>	<p>856 Medesy</p>	<p>4987/1R 4987/2A mm 85 Scale mm 0-20 Castroviejo caliper</p>
---	--	--	--	------------------------------	--

MICRO SURGERY SET

SET PER MICROCHIRURGIA



<p>1959 mm 150 Straight Retta</p>	<p>1960 mm 150 Curved Curva</p>	<p>1922/C-TC mm 180 Castroviejo Straight Retta</p>	<p>920/2 mm 180 Gillies Medium Medio</p>	<p>3638 mm 135 Scalpel handle for micro blades Manico lame per microchirurgia</p>	<p>1012/OY Micro Adson 1x2 mm 120</p>	<p>1040/0,6-OY Gerald mm 175</p>	<p>1020/0,6-OY Gerald mm 175</p>	<p>1007/A De Bakey mm 150 Curved Curva</p>
---	---	--	--	---	--	---	---	--

1950/KIT

Content / Contenuto:

- 1007/A** Tweezer De Bakey
- 1012/OY** Tweezer micro Adson
- 1020/0,6-OY** Tweezer Gerald
- 1040/0,6-OY** Tweezer Gerald
- 1922/C-TC** Needle holder Castroviejo
- 1959** Microsurgical scissors
- 1960** Microsurgical scissors
- 3638** Scalpel handle for micro blades
- 920/2** Retractor Gillies
- 981/20** Gammatrix tray Cinc

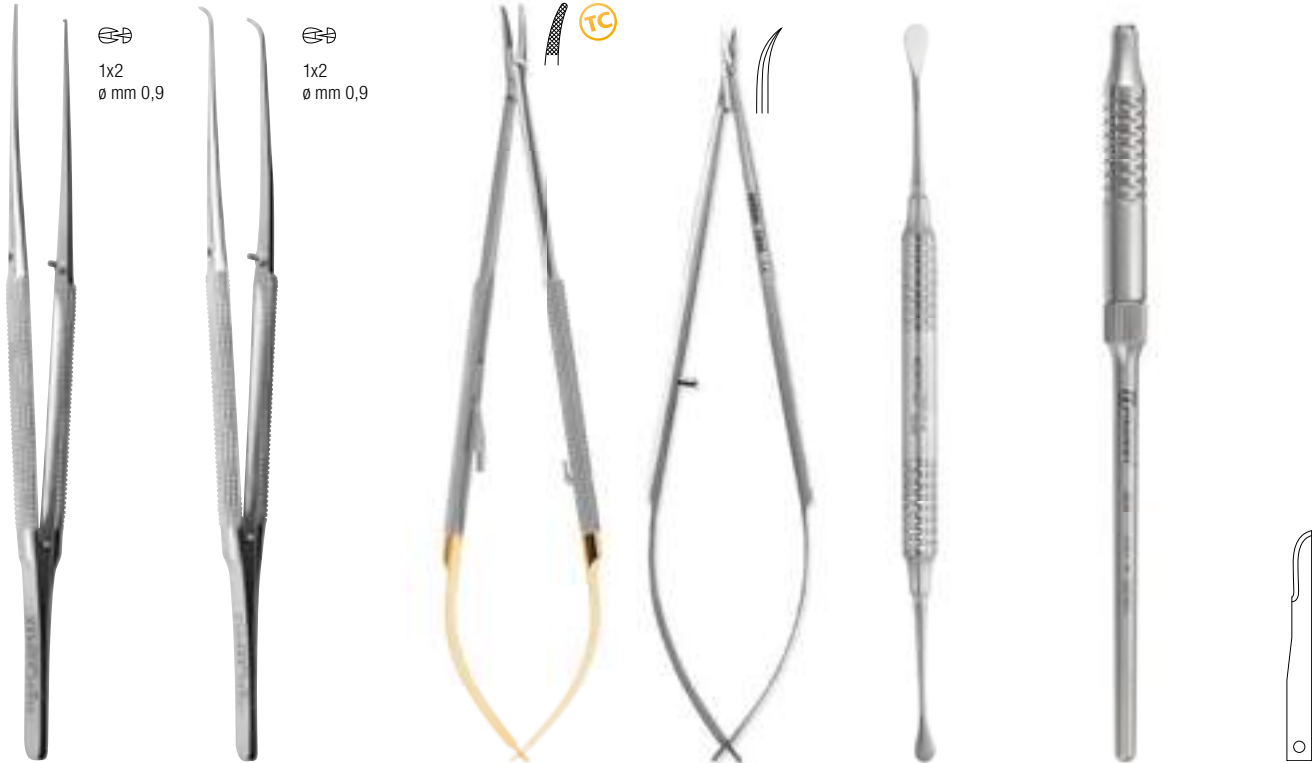


SURGICAL / CHIRURGIA



MICRO SOFT TISSUE SET

SET MICROCHIRURGIA PER TESSUTI MOLLI



<p>1049/0Y mm 180 Round 1x2</p>	<p>1050/0Y mm 180 Round 1x2</p>	<p>1922/D-TC Castroviejo Curved Curva</p>	<p>1958 mm 155 Curved Curva</p>	<p>1309/9 mm 170 Sinus lift instruments Scollatori endostali</p>	<p>3638 mm 135 Scalpel handle for micro blades Manico lame per microchirurgia</p>	<p>3638/67 Sterile scalpel blades Package 25 pcs Lame per bisturi sterili Confezione 25 pz</p>
--	--	---	---	--	---	--

1954/KIT

Content / Contenuto:

- 1049/0Y** Tweezer round, straight
- 1050/0Y** Tweezer round, curved
- 1922/D-TC** Needle holder
- 1958** Scissor spring action (mm 155)
- 1309/9** Sinus lift (mm 170)
- 3638** Scalpel handle micro blades
- 3638/67** Micro blades N-67 (box not shown)
- 980/9** Gammatray tray Doi





MOUTH MIRRORS DR. FABRIZIO COMELLA

SPECCHIETTO DR. FABRIZIO COMELLA



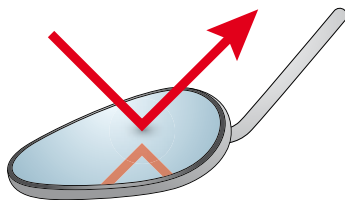
DROP SHAPE MIRROR

The mirror is an indispensable tool for inspecting the oral cavity, soft tissues, anterior and posterior teeth and for all kind of conservative treatment. An improvement to these standard procedures has been achieved with the introduction of our new "drop shape" mirror which facilitates the control of the soft tissues, better protects the tongue wall and above all it offers a larger view of the superior molar portion and of the oral cavity in general. Furthermore the elongated "drop shape" guarantees a wider reflection surface and therefore a major visibility of the oral cavity. *(Protected by international patent)*

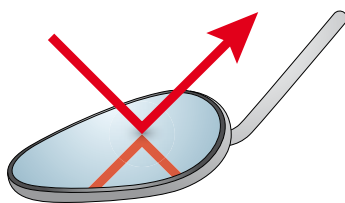
SPECCHIETTO A GOCCIA

Lo specchietto odontoiatrico rappresenta lo strumento necessario per l'ispezione del cavo orale, dei tessuti molli, denti anteriori e posteriori e come protezione nelle manovre conservative. Una miglioria per tutte queste attività è ottenuta con l'introduzione del nuovo specchietto "a goccia" il quale agevola il controllo dei tessuti molli, protegge la lingua e offre una più ampia retrospettiva del versante vestibolare. In aggiunta, il nuovo specchietto "a goccia" garantisce una maggior luce riflessa aumentando così la luminosità del cavo orale. *(Protetto da brevetto internazionale)*

"MEDESYS IN SPOT"



NORMAL / NORMALE



**RHODIUM / RODIO
FRONT SURFACE**

4903/10

Plane
Box 12 pcs
Piano
Scatola 12 pezzi

4903/10 RO

Rhodium
Box 12 pcs
Rodio
Scatola 12 pezzi



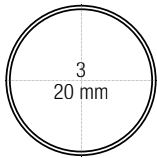
Box 12 pcs
Scatola 12 pezzi

MOUTH MIRRORS

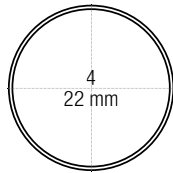
SPECCHIETTI



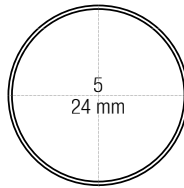
**MOUTH MIRRORS
IN BOX OF 12 PCS**
SPECCHIETTI IN CONFEZIONI
DA 12 PZ



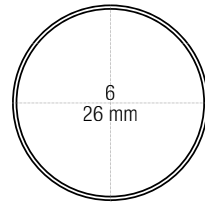
4903/3
Plane N. 3
Piano N. 3



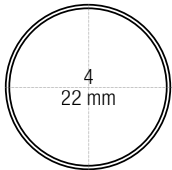
4903/4
Plane N. 4
Piano N. 4



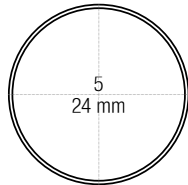
4903/5
Plane N. 5
Piano N. 5



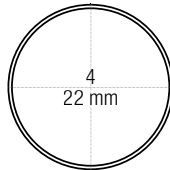
4903/6
Plane N. 6
Piano N. 6



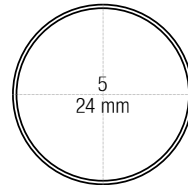
4903/4RO
Rhodium N. 4
Al Rodio N. 4



4903/5RO
Rhodium N. 5
Al Rodio N. 5



4903/4MA
Magnifying High power N. 4
Concavo ingrandente N. 4



4903/5MA
Magnifying High power N. 5
Concavo ingrandente N. 5

**DOUBLE SIDE MIRRORS
IN BOX OF 6 PCS**
SPECCHIETTI DOPPI
IN CONFEZIONI DA 6 PZ



4910/4RO
Rhodium N. 4
Al Rodio N. 4



4910/5RO
Rhodium N. 5
Al Rodio N. 5



4911/3RO
Rhodium N. 3
Al Rodio N. 3



DIAGNOSTIC / DIAGNOSTICA



MOUTH MIRRORS HANDLES

MANICI PER SPECCHIETTI

AVAILABLE CONE-SOCKET



4905/6 (mm 120)
ø mm 6

4905/8 (mm 125)
ø mm 8
Hollow handle
Manico vuoto

4905/10 (mm 125)
ø mm 10
Hollow handle
Manico vuoto

4900 (mm 120)
Octagonal handle
Manico ottagonale

4901 (mm 120)

4902 (mm 125)
Hollow handle
Manico vuoto

4904 (mm 130)
Hollow handle
Manico vuoto



4906/GR (mm 120)
Aluminium green
Alluminio verde


4906/SI (mm 120)
Aluminium silver
Alluminio argento

4906/RE (mm 120)
Aluminium red
Alluminio rosso

4906/YE (mm 120)
Aluminium yellow
Alluminio giallo

3638 (mm 135)
Handle for micro blades and micro mirrors
Manico lame microchirurgia e micro specchietti

MICRO MIRRORS MICRO SPECCHIETTI



4908/P (mm 4x10)
Inox point
Inox punta



4908/Q (mm 4x9)
Inox square
Inox quadro



4908/T (ø 5 mm)
Inox round
Inox tondo

COTTON AND DRESSING TWEEZERS

PINZETTE PER MEDICAZIONI



PREVENTS SIDE-SLIPPING OF TIPS
EVITA L'ACCAVALLARSI DELLE PUNTE



1022/130 (mm 130)
1022/150 (mm 150)
Perry

1023 (mm 150)
Flagg

1024 (mm 160)
Meriam

1026 (mm 150)
College

1124/D (mm 160)
Meriam
Diamond coated
Diamantata

1049/D (mm 180)
Diamond coated
Diamantata

1050/D (mm 180)
Diamond coated
Diamantata



1122 (mm 130)
Perry

1123 (mm 150)
Flagg

1124 (mm 160)
Meriam

1126 (mm 150)
College

1126/L (mm 150)
College
Smooth
Liscia

1120 (mm 150)
College
Light pattern
Modello leggero

1118 (mm 150)
College
With lock
Con fermo



DIAGNOSTIC / DIAGNOSTICA



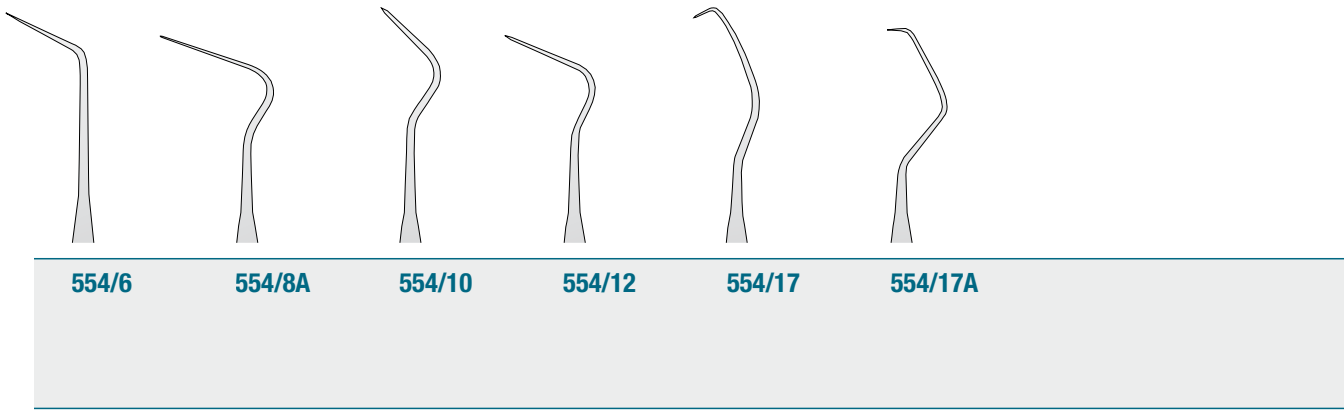
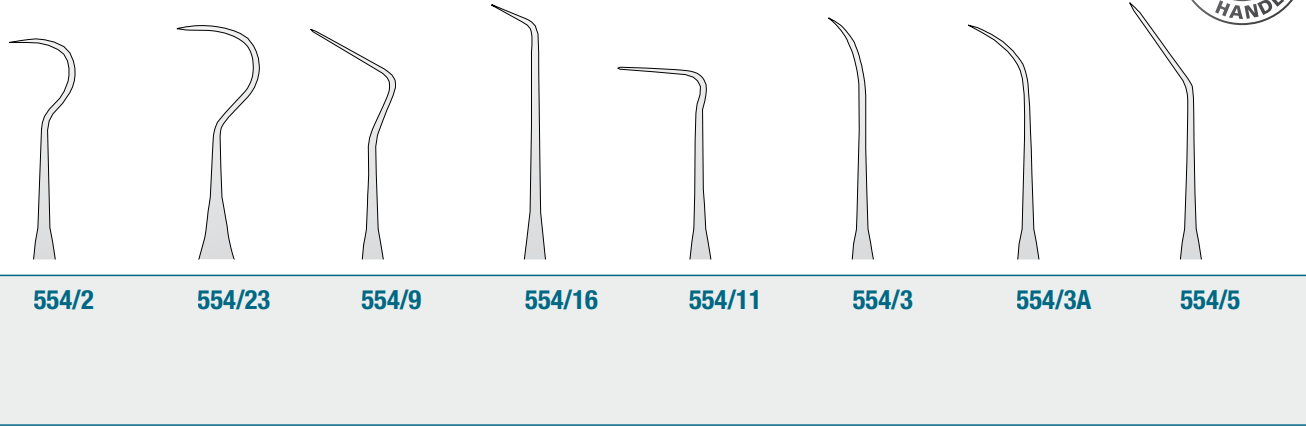
EXPLORERS

SPECILLI



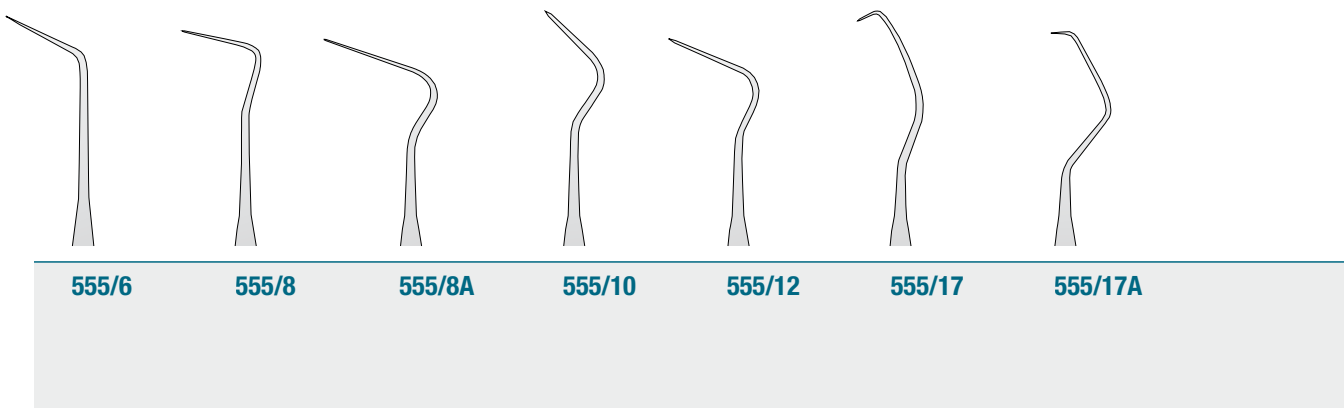

554/2

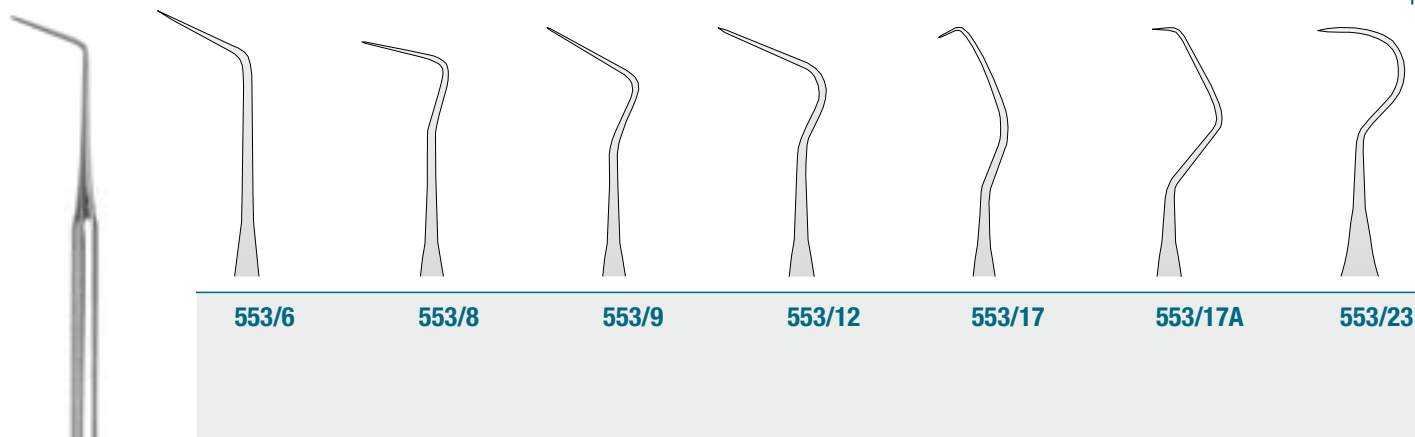
Anatomic handle
Manico anatomico



555/2

Medesy handle
Manico Medesy





553/6
 Octagonal handle
 Manico ottagonale



1670/1
 Diagnostic kit
 Kit diagnostico

Content / Contenuto:

- 1024** Tweezer Meriam
- 4905/8** Mirror handle with mirror # 5
- 548/4** Probe CP15
- 560/2** Explorer double 23/17
- 978** Gammax tray UN

Content can be changed upon request
 Su richiesta il contenuto può essere cambiato





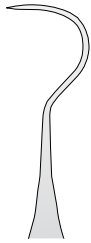
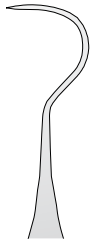
EXPLORERS DOUBLE

SPECILLI DOPPI



560/1

(1:1 scale / scala 1:1)



560/1
23/17

560/2
23/17A

560/3
23/6


560/4
6/3

560/5
Cattoni
UT 1/2

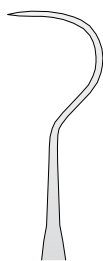
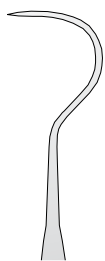
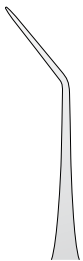
560/6
2

560/7
2A

560/9
6/2



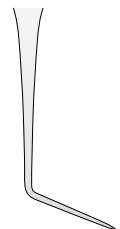
OCTAGONAL HANDLE MANICO OTTAGONALE



552/5-6
5/6

552/23-17
23/17

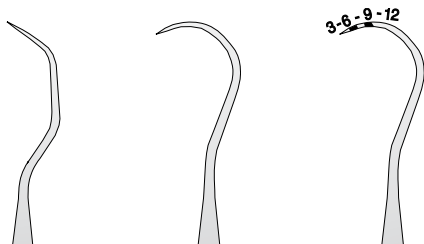
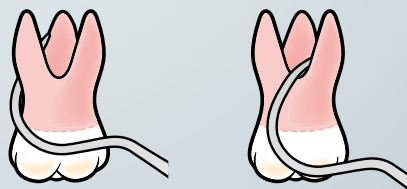
552/23-17A
23/17A



CNC Dept., for the manufacturing of Medesy's handle and tips.
Reparto torni automatici CNC, per la produzione dei manici Medesy e relative punte.

“ MEDESY IN SPOT


NABERS PROBES: used to evaluate furcation areas.
SONDE NABERS: utilizzate per analizzare le aree delle forcazioni. ”



569/1
Nabers 1N

569/2
Nabers 2N

569/2 COL
Nabers colors



12-9-6-3



1670/3

Kit probes – Explorers

Kit sonde – Specilli

Content / Contenuto:

- 546/1** Periodontal probe Williams
- 548/3** Periodontal probe CP12
- 555/23** Explorer N. 23
- 560/2** Explorer double N. 23/17A
- 570/1** Probe double CP11/23
- 978** Gammatrix tray UN

Content can be changed upon request

Su richiesta il contenuto può essere cambiato





PERIODONTAL PROBES

SONDE PARODONTALI



Blue titanium marking.
Marchiatura in titanio blu.



548/1 PT

(1:1 scale / scala 1:1)



548/1 PT
CP12S-O.M.S.



548/2 PT
CP11



548/3 PT
CP12



548/4 PT
CP15
University of North Carolina



548/5 PT
WHO

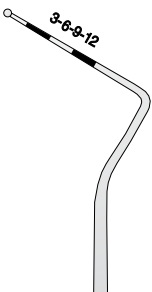


548/6 PT
CP10

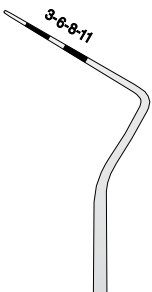


548/1

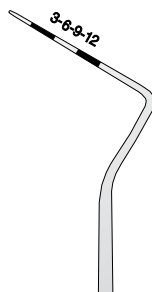
(1:1 scale / scala 1:1)



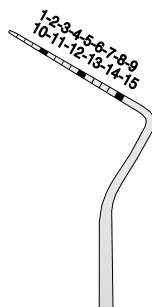
548/1
CP12S-O.M.S.



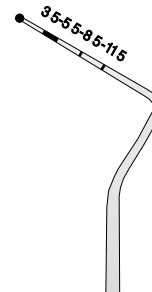
548/2
CP11



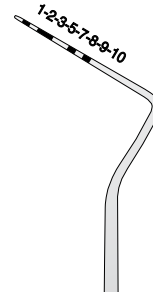
548/3
CP12



548/4
CP15
University of North Carolina



548/5
WHO



548/6
CP10

“MEDESY IN SPOT

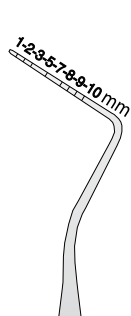
Flat shape end to permit a better insertion on lingual or facial area.

Punta piatta per una migliore penetrazione nella zona linguale o facciale. ”

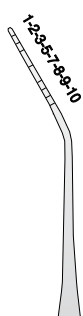


546/1

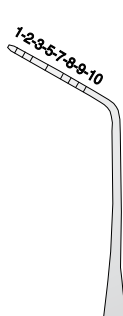
(1:1 scale / scala 1:1)



546/1
Williams



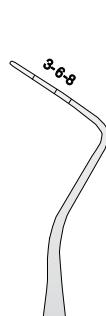
546/2
Merrit A



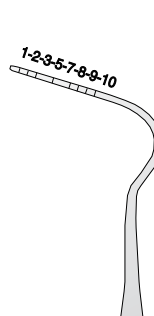
546/3
Merrit E



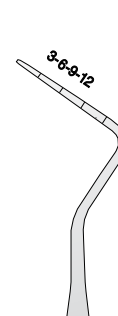
546/4
Goldman Fox



546/5
University of Michigan




546/6
26 G



546/7
Mercury

3-6-9-12



548/7FI
Delicate CP12
Handle ø 3,5 mm

547/4
Williams
Doubles

547/4 PT
Williams
Doubles

The double-curved periodontal probe always ensures optimal visibility and easy handling. Available with 6 mm handle and black laser markings or with 8 mm hollow handle and blue titanium markings.

La sonda parodontale con doppia curvatura assicura sempre un'ottima visibilità e maneggevolezza. Disponibile in manico da 6 mm e tacche nere al laser, o in manico vuoto 8 mm e tacche al titanio blu.



DIAGNOSTIC / DIAGNOSTICA

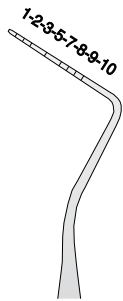


PROBES DOUBLE

SONDE DOPPIE

567/23

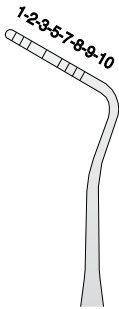
(1:1 scale / scala 1:1)



567/3
Williams



571/3
University of Michigan



566/16
Goldman-Fox



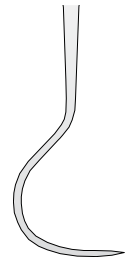
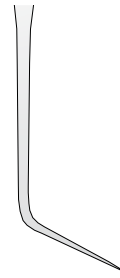
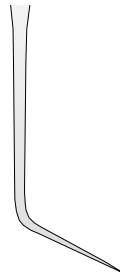
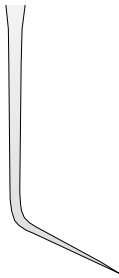
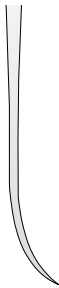
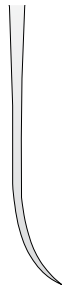
567/16
Williams



571/16
University of Michigan

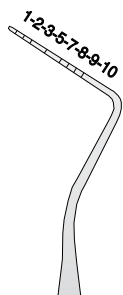


566/23
Goldman-Fox



570/2

(1:1 scale / scala 1:1)



567/23
Williams



571/23
University of Michigan



568/1
Goldman-Fox
Williams



566/17
Goldman-Fox



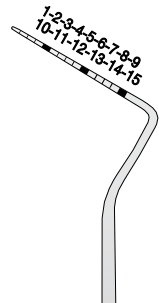
567/17
Williams



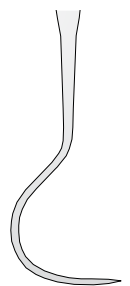
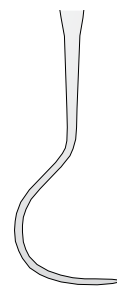
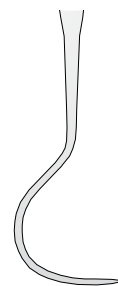
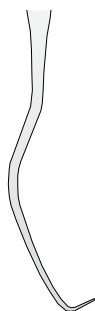
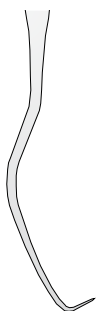
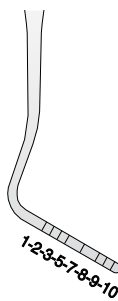
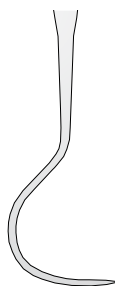
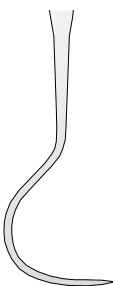
570/1
CP11/23



570/2
CP12/23

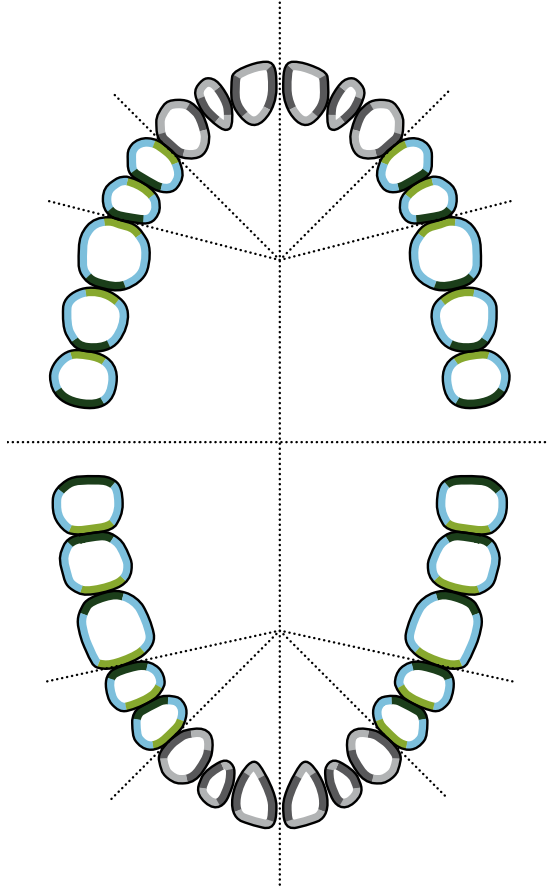


570/3
CP15/23









UPPER JAW / ARCATA SUPERIORE



LOWER JAW / ARCATA INFERIORE

	1-2, 3-4, 5-6		7-8, 9-10
	11-12, 15-16		13-14, 17-18

“ MEDESYS IN SPOT

Medesy cures are now available with a new 10 mm diameter handle: recent studies have proven that using an instrument having a larger diameter handle helps in preventing (or at least reducing) the carpal tunnel syndrome. Larger instruments handle diameters reduce hand muscle load and pinch force while very narrow diameter sizes increase the tunnel carpal pressure.

Le curesse Medesy sono disponibili nel nuovo diametro 10 mm: recenti studi dimostrano che un utilizzo costante di strumento con diametro maggiore, spesso aiuta a risolvere problemi (o per lo meno alleviare) dell'infiammazione del tunnel carpale. ”

A periodontal curette is an instrument used for the removal of sub-gingival calculus and for the root cleaning. **Gracey** cures are the most popular and common, less traumatic than the **Universal** type they are site specific as they are designed and assorted to adapt to the specific area or tooth surface to be treated (see the table on the left side). The blade of the Gracey curette is curved in the shank depending on the type and sharpened only in one side. The **Universal** curette has a blade that is perpendicular to its terminal shank; they are extremely versatile having sharp edges on both side of their blades. The **Scalers** are specifically conceived for the removal for heavy supra-gingival calculus. The blade of a Scaler is triangular in cross section, has sharp cutting edges on both sides and pointed tip.

Curette, strumento atto alla rimozione del tartaro sub-gengivale e pulizia radicolare. Le curesse di **Gracey** sono le più diffuse ed apprezzate, in quanto oltre ad essere meno traumatiche delle tradizionali, sono suddivise per tipologia di intervento: ogni modello di fatto è realizzato per effettuare un detartraggio su una zona ben definita (vedere tabella a lato). La lama risulta orientata ed inclinata a seconda del modello ed affilata solo su un lato. Le curesse **Universali** si distinguono per avere un'unica angolazione e una affilatura doppia, presente quindi su entrambi i lati: tali caratteristiche rendono queste curesse estremamente versatili. Gli **Scaler** infine, sono specificamente realizzati per la rimozione di importanti depositi di tartaro, sopra-gengivali. La lama tradizionale è a sezione triangolare affilata su entrambi i lati, con punta aguzza.



GRACEY CURETTES ALUMINIUM HANDLE
CURETTE GRACEY MANICO IN ALLUMINIO




617 SET OF 8 GRACEY COLOUR CODE
617 SET DI 8 GRACEY CODICE COLORE

- | | | |
|-----------------|----------------------------|--|
| N. 1-2 | Yellow
Giallo | Gentle bend for incisors and canines.
Piega leggera per incisivi e canini. |
| N. 3-4 | Red
Rosso | Normal bend for incisors and canines.
Piega normale per incisivi e canini. |
| N. 5-6 | Blue
Blu | Bent for front teeth and premolars.
Piega per denti anteriori e premolari. |
| N. 7-8 | Green
Verde | For buccal and lingual surfaces on premolars and molars.
Premolari e molari superficie vestibolare e linguale. |
| N. 9-10 | White
Bianco | For buccal and lingual surfaces on premolars and molars.
Premolari e molari superficie vestibolare e linguale. |
| N. 11-12 | Black
Nero | For mesial surface on rear teeth.
Per superficie mesiale dei denti posteriori. |
| N. 13-14 | Brown
Marrone | For distal surface on rear teeth.
Per superficie distale dei denti posteriori. |
| N. 15-16 | Orange
Arancione | For retrograds. Mesial-lingual.
Per retrogradi mesiale e linguale. |



617/SET
Composed of 8 pcs
Composto da 8 pezzi



617/1-2

Gracey

Aluminium handle
Manico alluminio

617/3-4

Gracey

Aluminium handle
Manico alluminio

617/5-6

Gracey

Aluminium handle
Manico alluminio

617/7-8

Gracey

Aluminium handle
Manico alluminio

617/9-10

Gracey

Aluminium handle
Manico alluminio

617/11-12

Gracey

Aluminium handle
Manico alluminio

617/13-14

Gracey

Aluminium handle
Manico alluminio

617/15-16

Gracey

Aluminium handle
Manico alluminio



PERIODONTAL / PARODONTOLOGIA



GRACEY CURETTES "RIGID TYPE": has a thicker and less flexible shank than the standard Gracey. It can be used for treatments usually performed with a scaler.

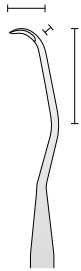
GRACEY CURETTES "LONG TYPE": has a longer shank, 3mm longer than standard Gracey and allows deep reaching into the periodontal pockets.

GRACEY CURETTES "SHORT TYPE": having the same characteristics as "long type" except for the cutting end, which is shorter to allow easier sub-gingival insertion even in the deepest and narrow periodontal pockets.

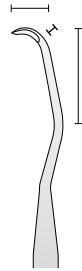
GRACEY CURETTES "TIPO RIGIDO": curette con stelo più grosso e meno flessibile rispetto la Gracey tradizionale. Utili in operazioni che abitualmente richiedono l'utilizzo di scalers.

GRACEY CURETTES "TIPO LUNGO": curette con stelo più lungo di 3mm rispetto la Gracey tradizionale, con lo scopo di intervenire in profondità nelle tasche parodontali.

GRACEY CURETTES "TIPO CORTO": curette con la stessa caratteristica della "tipo lungo" con la differenza di avere la parte terminale più corta, al fine di poter intervenire nelle tasche parodontali profonde e strette.



GRACEY CURETTES
GRACEY CURETTES



GRACEY CURETTES "RIGID TYPE"
GRACEY CURETTES "TIPO RIGIDO"



GRACEY CURETTES "LONG TYPE"
GRACEY CURETTES "TIPO LUNGO"



GRACEY CURETTES "SHORT TYPE"
GRACEY CURETTES "TIPO CORTO"

Our heritage and background are the pillars as well as the engine of Medesy production where each single instrument is the perfect combination between artisanal expertise and technological approach: the added value of our new handle, Dalila, is the expression of our artisanal culture and a strong investment in innovation and research. Our purpose: offering you high-performance instruments which may improve and fully respond to your daily needs.

DALILA handle specially designed to ensure you:


- Innovative design
- Fast cleaning
- Easier sterilization
- A more comfortable and secure grip
- Available in 6 Ø mm solid, 8 Ø mm hollow, 10 Ø mm hollow

La nostra cultura e la nostra secolare esperienza sono i pilastri e la principale energia della produzione Medesy: ogni singolo strumento è la concretizzazione del perfetto equilibrio tra esperienza artigianale e sviluppo tecnologico; il valore aggiunto di Dalila, il nostro nuovo manico, testimonia sia la nostra cultura sia il nostro costante investimento in innovazione e ricerca, così da potervi offrire strumenti sempre più rispondenti alle vostre esigenze.

Il manico **DALILA** è stato appositamente studiato per garantirvi:

- Presa più comoda e sicura
- Design innovativo
- Pulizia più semplice
- Sterilizzazione più efficace
- Disponibile in 6 Ø mm solido, 8 Ø mm vuoto, 10 Ø mm vuoto

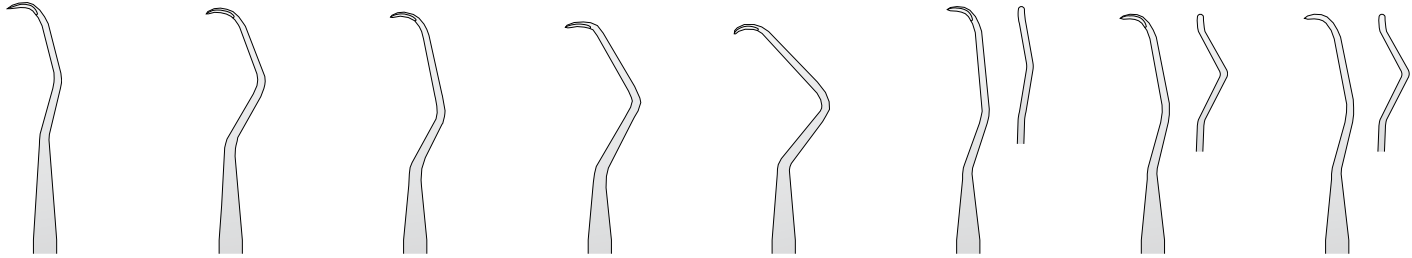
DALILA™



GRACEY CURETTES
CURETTE GRACEY



625/1-2.HL8
(1:1 scale / scala 1:1)



625/1-2.HL8
Gracey

625/3-4.HL8
Gracey

625/5-6.HL8
Gracey

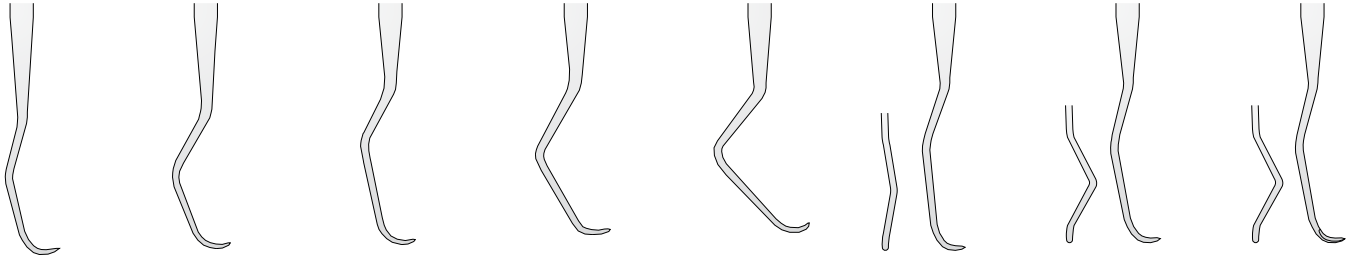
625/7-8.HL8
Gracey

625/9-10.HL8
Gracey

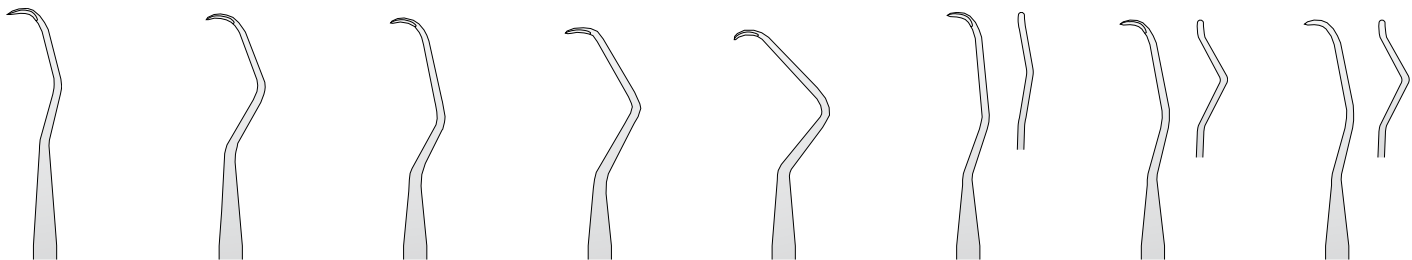
625/11-12.HL8
Gracey

625/13-14.HL8
Gracey

625/15-16.HL8
Gracey



625/1-2.HL10
(1:1 scale / scala 1:1)



625/1-2.HL10
Gracey

625/3-4.HL10
Gracey

625/5-6.HL10
Gracey

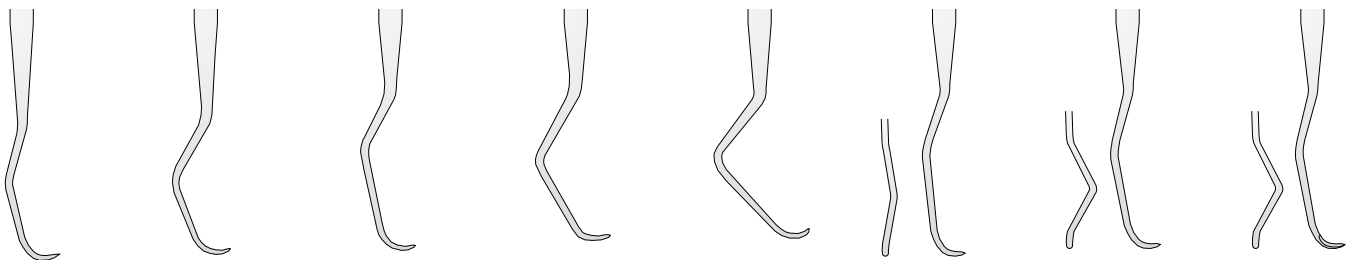
625/7-8.HL10
Gracey

625/9-10.HL10
Gracey

625/11-12.HL10
Gracey

625/13-14.HL10
Gracey

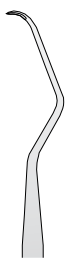
625/15-16.HL10
Gracey





GRACEY CURETTES, SHORT TYPE
CURETTE GRACEY, TIPO CORTO

669/1-2.HL8
(1:1 scale / scala 1:1)



669/1-2.HL8
669/1-2.HL10
Short type
Gracey

669/3-4.HL8
669/3-4.HL10
Short type
Gracey

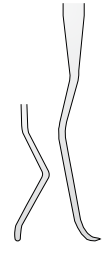
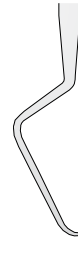
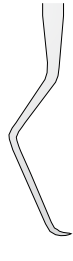
669/5-6.HL8
669/5-6.HL10
Short type
Gracey

669/7-8.HL8
669/7-8.HL10
Short type
Gracey

669/9-10.HL8
669/9-10.HL10
Short type
Gracey

669/11-12.HL8
669/11-12.HL10
Short type
Gracey

669/13-14.HL8
669/13-14.HL10
Short type
Gracey



GRACEY CURETTES, LONG TYPE
CURETTE GRACEY, TIPO LUNGO

679/1-2.HL8
(1:1 scale / scala 1:1)



679/1-2.HL8
679/1-2.HL10
Long type
Gracey

679/3-4.HL8
679/3-4.HL10
Long type
Gracey

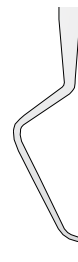
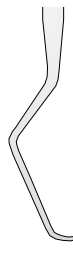
679/5-6.HL8
679/5-6.HL10
Long type
Gracey

679/7-8.HL8
679/7-8.HL10
Long type
Gracey

679/9-10.HL8
679/9-10.HL10
Long type
Gracey

679/11-12.HL8
679/11-12.HL10
Long type
Gracey

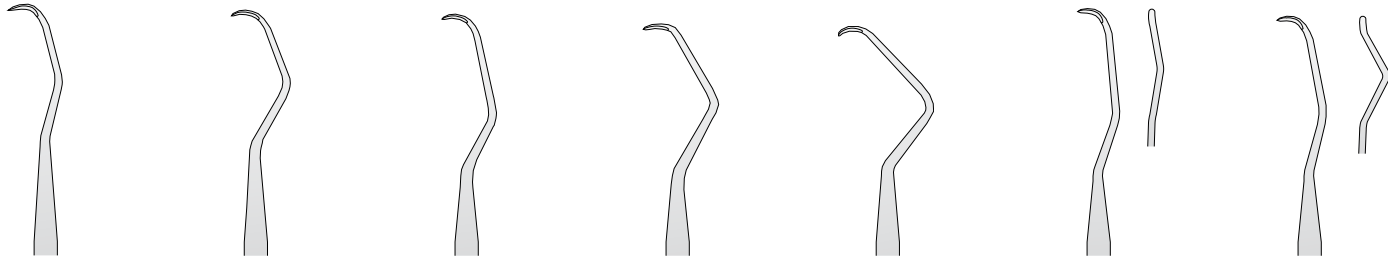
679/13-14.HL8
679/13-14.HL10
Long type
Gracey



GRACEY CURETTES, RIGID TYPE
CURETTE GRACEY, TIPO RIGIDO



628/1-2.HL8
(1:1 scale / scala 1:1)



628/1-2.HL8 Rigid type Gracey	628/3-4.HL8 Rigid type Gracey	628/5-6.HL8 Rigid type Gracey	628/7-8.HL8 Rigid type Gracey	628/9-10.HL8 Rigid type Gracey	628/11-12.HL8 Rigid type Gracey	628/13-14.HL8 Rigid type Gracey
--	--	--	--	---	--	--



Medesy new curettes set. Follow the below simple instructions to order the full line of 7 (or 8) of required Gracey curettes:

Questo è il nuovo ed originale cofanetto per curette Medesy. Si può facilmente ordinare la serie completa di 7 (o 8) pezzi del modello Gracey richiesto, seguendo le semplici indicazioni sotto riportate:

625 (Standard Gracey)	SET	HL8 HL10
628 (Rigid type)		
669 (Short type)		
679 (Long type)		

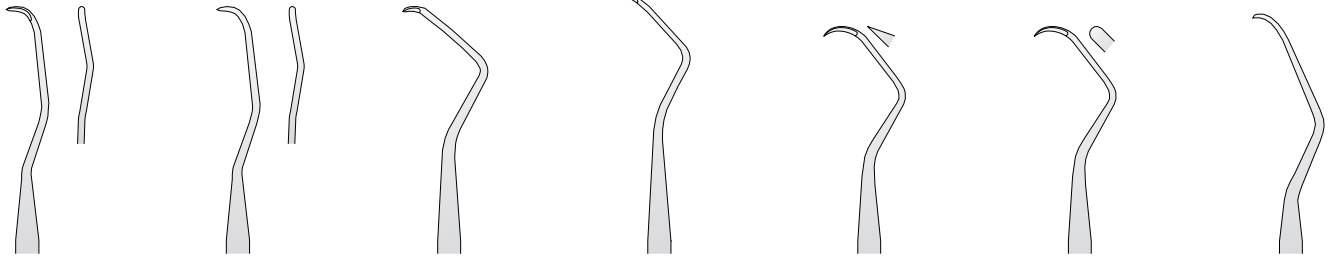
Ex: **669/SET.HL8**



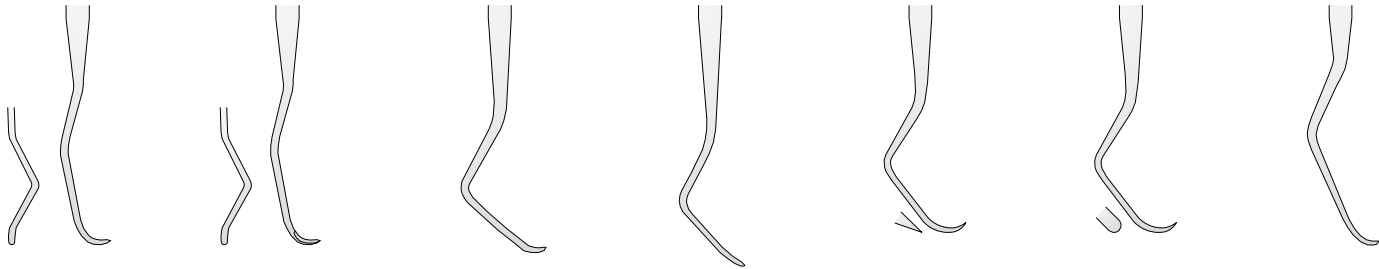


UNIVERSAL CURETTES
CURETTE UNIVERSALI

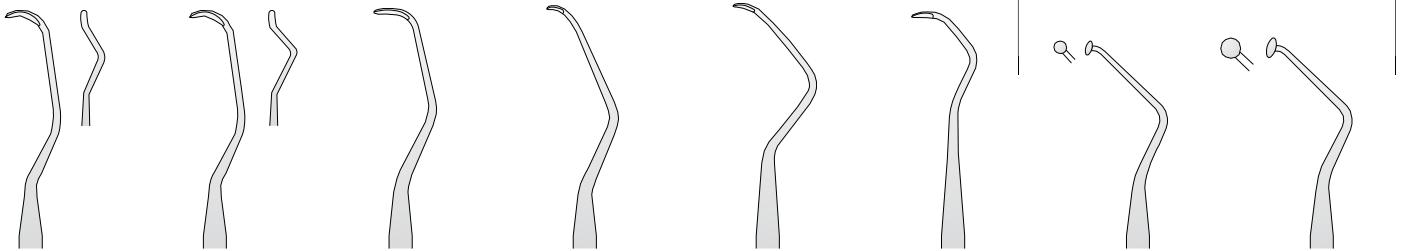
639/23.HL8
(1:1 scale / scala 1:1)



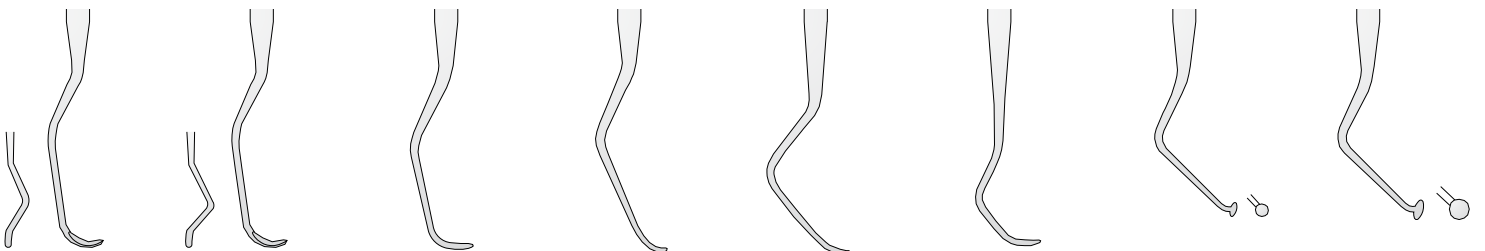
631/11-14 631/11-14.HL8 Gracey Mesial / Distal	631/12-13 631/12-13.HL8 Gracey Mesial / Distal	623/412 623/412.HL8 411/412 Universal	623/414 623/414.HL8 413/414 Universal	639/23 639/23.HL8 Swiss type Universal	639/24 639/24.HL8 Swiss type	639/25 639/25.HL8 Swiss type
---	---	--	--	---	--	--



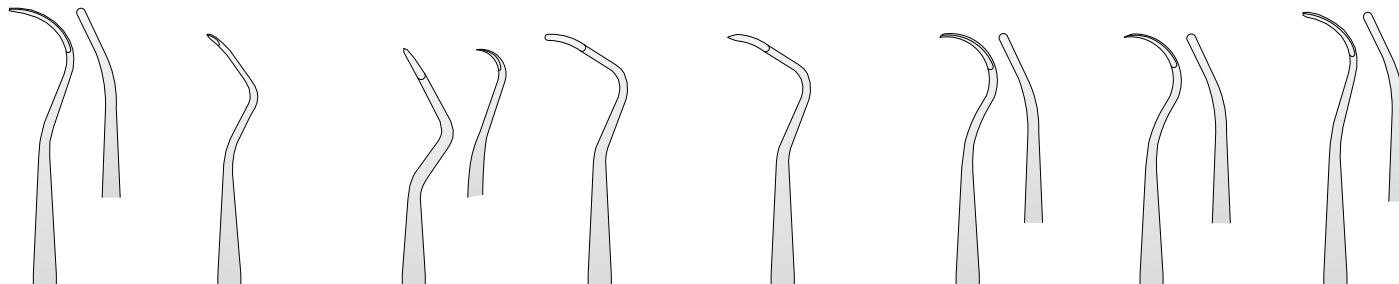
627/2
(1:1 scale / scala 1:1)



626/2 626/2.HL8 Langer 1/2 Mandibular posterior	626/4 626/4.HL8 Langer 3/4 Maxillary posterior	626/6 626/6.HL8 Langer 5/6 Mandibular and maxillary posterior	627/2 627/2.HL8 Columbia 2R/2L Anterior	627/4 627/4.HL8 Columbia 4R/4L Posterior	627/14 627/14.HL8 Columbia 13/14 Universal	632/1 632/1.HL8 De Marco 1	632/2 632/2.HL8 De Marco 2
--	---	--	--	---	---	--	--



629/17
(1:1 scale / scala 1:1)



633/8
633/8.HL8
Younger-Good
7/8

629/12
629/12.HL8
Mc Call
11/12

629/13
629/13.HL8
Mc Call
11A/12A

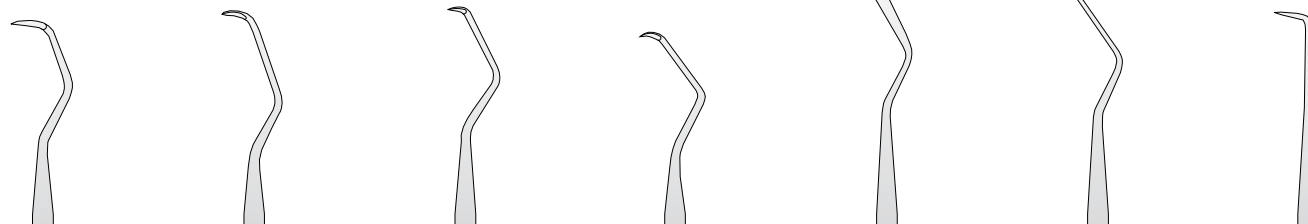
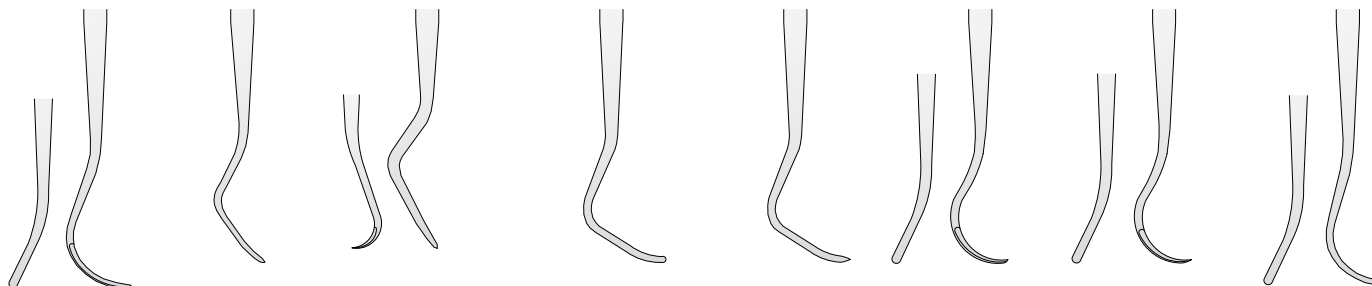
629/14
629/14.HL8
Mc Call
13/14

629/15
629/15.HL8
Mc Call
13S/14S

629/17
629/17.HL8
Mc Call
17/18

629/19
629/19.HL8
Mc Call
17S/18S

629/20
629/20.HL8
Mc Call
19/20



624/1
624/1.HL8
Goldman-Fox 1
For supragingival and
subgingival calculus

624/2
624/2.HL8
Goldman-Fox 2

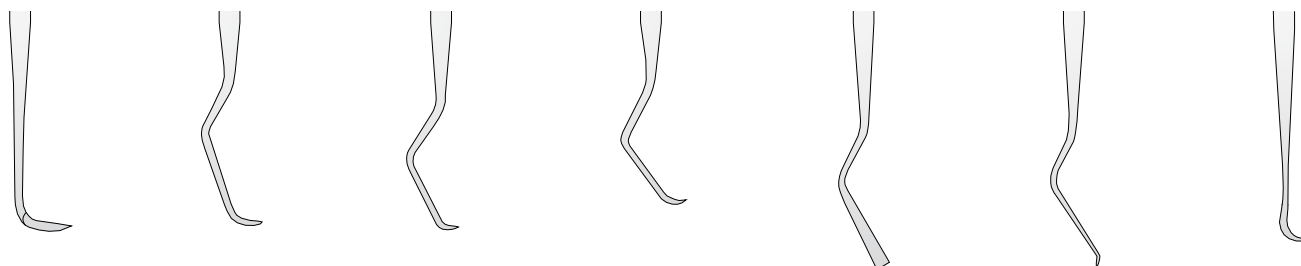
624/3
624/3.HL8
Goldman-Fox 3

624/4
624/4.HL8
Goldman-Fox 4

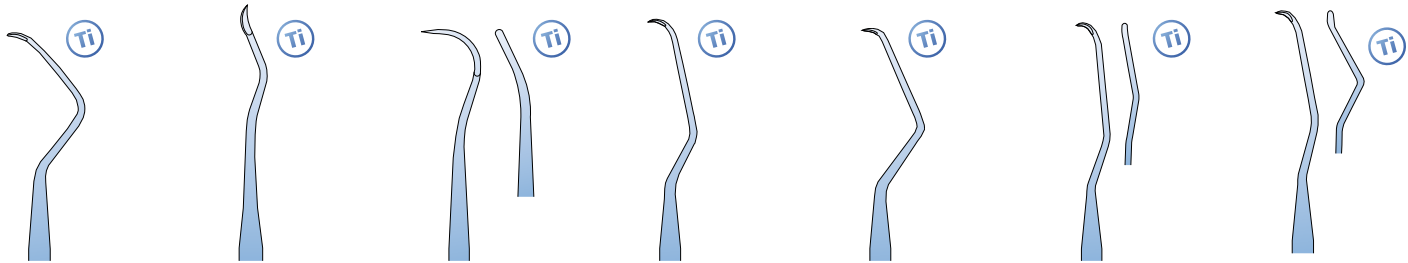
624/5
624/5.HL8
Goldman-Fox 5

624/6
624/6.HL8
Goldman-Fox 6

624/21
624/21.HL8
Goldman-Fox 21



651/11Ti.HL8
(1:1 scale / scala 1:1)



627/4Ti.HL8
627/4Ti.HL10
Columbia 4R/4L

Titanium
Titanio

640/5Ti.HL8
640/5Ti.HL10
Scaler 204 SD

Titanium
Titanio

651/11Ti.HL8
651/11Ti.HL10
Scaler H6/7

Titanium
Titanio

669/5-6Ti.HL8
669/5-6Ti.HL10
Gracey Short type

Titanium
Titanio

669/7-8Ti.HL8
669/7-8Ti.HL10
Gracey Short type

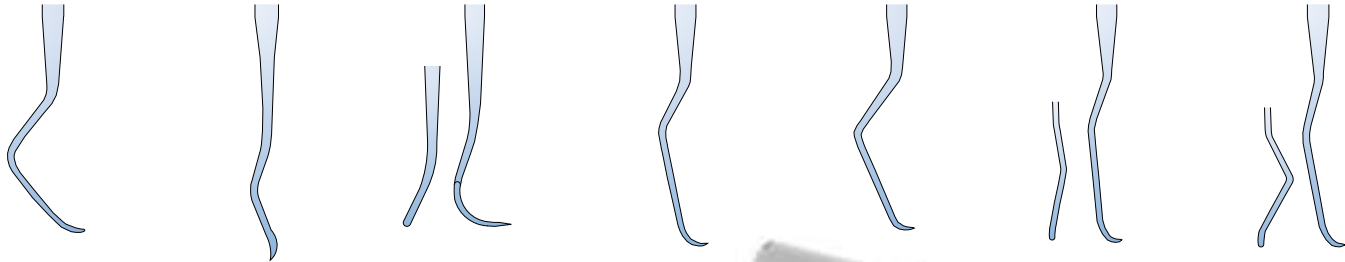
Titanium
Titanio

669/11-12Ti.HL8
669/11-12Ti.HL10
Gracey Short type

Titanium
Titanio

669/13-14Ti.HL8
669/13-14Ti.HL10
Gracey Short type

Titanium
Titanio



The bacterial aggression observed on the neck portion of the implants is similar to the bacterial aggression observable at the muco-gingival junction of the tooth. The stainless steel instruments may contaminate the titanium made implants while plastic instruments do not fully remove the failing tissues around the implant. Hence the need of using instruments made of titanium, the unique solution for a real efficient and fully safe handling on and close to the implants sites. Blue colour for a simple and fast identification of titanium tips, from standard gray of stainless steel. MEDESYS Perimplantite kit includes 4 curettes "Short Type"; 1 curette Columbia; 2 Scalers; 1 periodontal probe.

L'aggressione batterica osservata nel collo degli impianti è simile a quella presente a livello della giunzione muco gengivale del dente. Gli strumenti in acciaio possono contaminare il titanio degli impianti, mentre quelli in plastica non sono in grado di rimuovere in modo efficiente la parte in oggetto. Da qui la necessità di usare strumenti in titanio, la soluzione sicuramente più adeguata per una gestione del problema efficiente ed in piena sicurezza in prossimità degli impianti. Il colore blu delle punte, serve per identificare in modo semplice e sicuro il titanio impiegato, rispetto al tradizionale acciaio. Il kit Perimplantite di MEDESYS è composto da: 4 curettes "Tipo Corto"; 1 curette Columbia; 2 scaler; 1 sonda parodontale.



1671/3

Perimplantite Kit
Kit Perimplantite

Content / Contenuto:

- | | |
|-------------------------|---------------------------------|
| 548/4 PT | Probe CP15 |
| 627/4 Ti | Curette Columbia 4R/4L Titanium |
| 651/11 Ti | Scaler H6-H7 Titanium |
| 669/5-6Ti.HL10 | Gracey short type Titanium |
| 669/7-8Ti.HL10 | Gracey short type Titanium |
| 669/11-12Ti.HL10 | Gracey short type Titanium |
| 669/13-14Ti.HL10 | Gracey short type Titanium |
| 980/9 | Gammatrix tray Doi |

KIT PERIMPLANTITE

PERIODONTAL HOES



Small head for deep pockets
Ridotta estremità per raggiungere punti profondi

Round corners to protect root and tissue
Angoli ridotti per prevenire lesioni alla radice e tessuti


The TC Tungsten Carbide gives greater enamel cutting efficiency and work result
L'inserto in TC assicura un taglio perfetto dello smalto

Four different shapes, to cover all your needs
Quattro diverse forme, per coprire tutte le tue necessità

Extra strength thanks to the steel shoulder
Maggior rigidità grazie al rinforzo in acciaio



550/SET



(1:1 scale / scala 1:1)

550/10 TC

550/10 TC

Hoe

Anterior 1
Anteriore 1

550/11 TC

Hoe

Anterior 2
Anteriore 2

550/12 TC

Hoe

Posterior 1
Posteriore 1

550/13 TC

Hoe

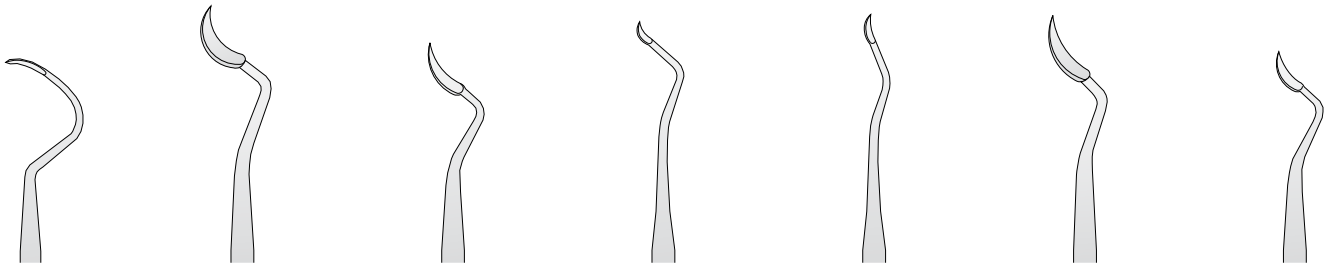
Posterior 2
Posteriore 2





SCALERS

SCALERS



656/1
656/1.HL8
ME-1

640/2
640/2.HL8
CK6
Crane-Caplan 6

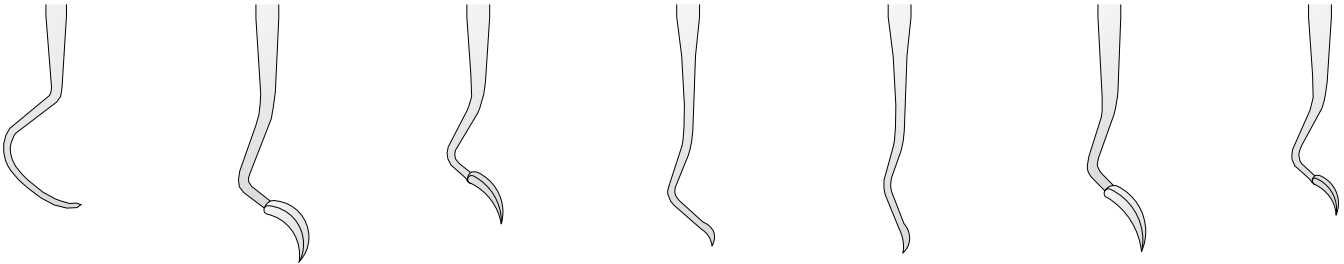
640/24
640/24.HL8
204

640/1
640/1.HL8
204 S
Posterior
Supragingival
Interproximal

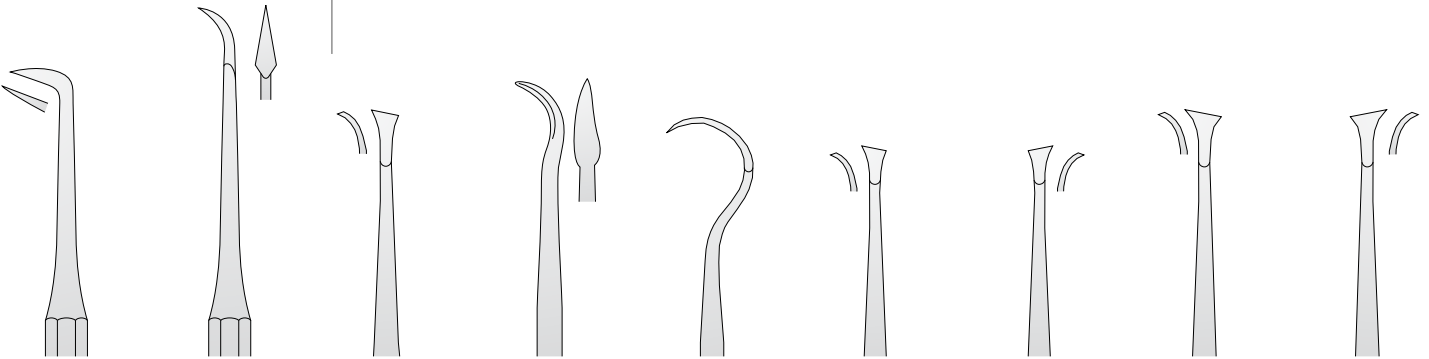
640/5
640/5.HL8
204 SD
Contra angle for excellent
access to distal surface

640/3
640/3.HL8
CI 2/3

640/13
640/13.HL8
2/3
Taylor



OCTAGONAL HANDLE
MANICI OTTAGONALI



654
Mitchell
Osteo Trimmer

655
Cumine

652/50
Darby-Perry 1R-1L

653/1
Williger

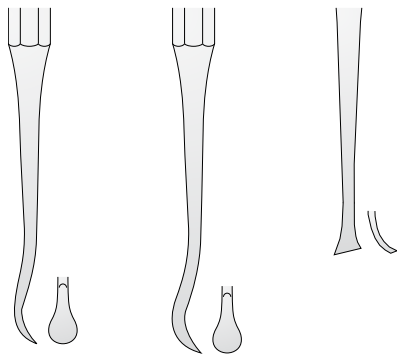
653/U15
Towner

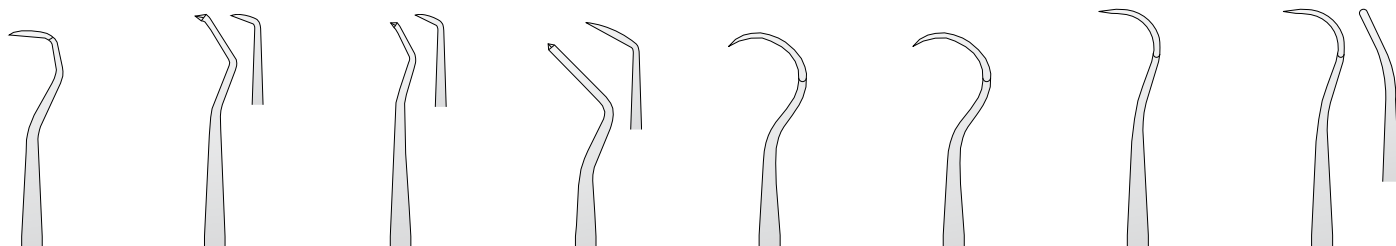
653/11
Darby-Perry 1R
Right
Destro

653/12
Darby-Perry 1L
Left
Sinistro

653/21
Darby-Perry 2R
Right
Destro

653/22
Darby-Perry 2L
Left
Sinistro





651/30-33
651/30-33.HL8
Jaquette
Anterior

651/31-32
651/31-32.HL8
Jaquette
Posterior

651/34-35
651/34-35.HL8
Jaquette
Posterior

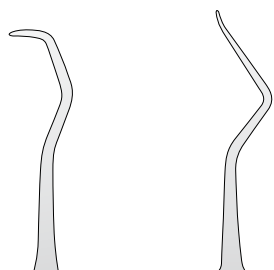
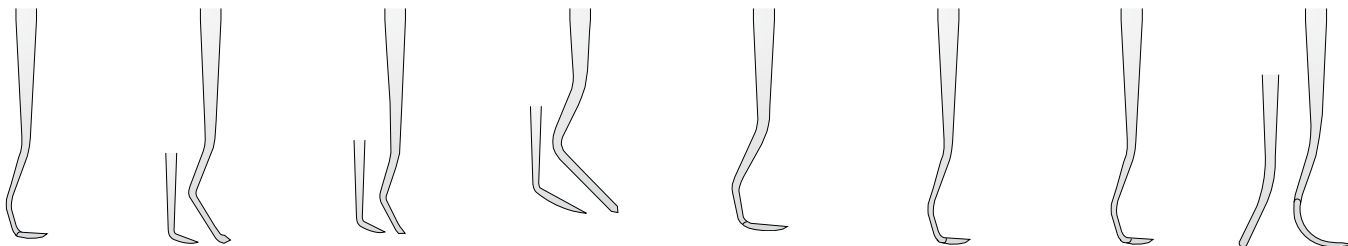
651/37-38
651/37-38.HL8

651/U15-30
651/U15-30.HL8
Towner-Jaquette

651/U15-33
651/U15-33.HL8
Towner-Jaquette

651/10
651/10.HL8
Hygienist-Towner H5/33
Anteriors interproximal
and cervical area

651/11
651/11.HL8
Hygienist H6/H7
Interproximal areas
Anteriors and
premolars



652/2-3
Mc Farlane 2-3

652/4-5
Mc Farlane 4-5



Sharpening process
Processo di affilatura



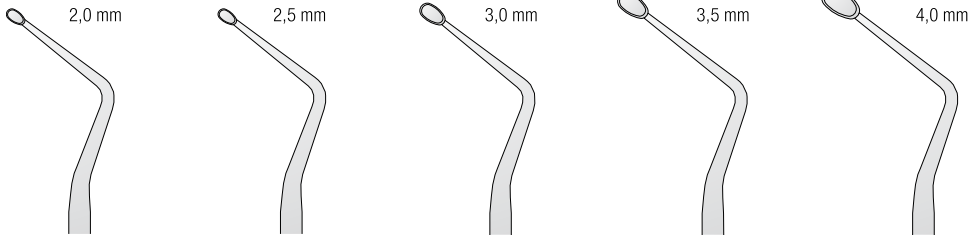


BONE CURETTES

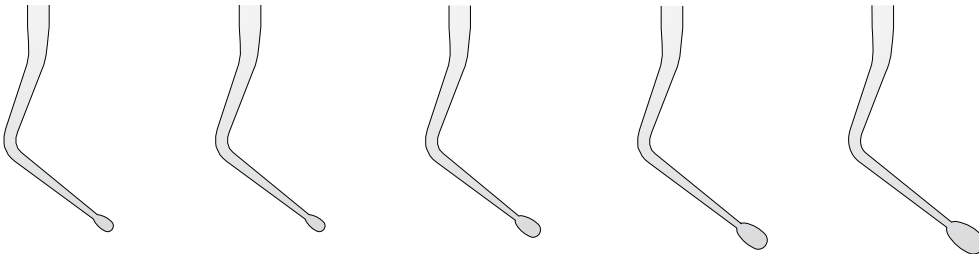
CUCCHIAI ALVEOLARI

660/3

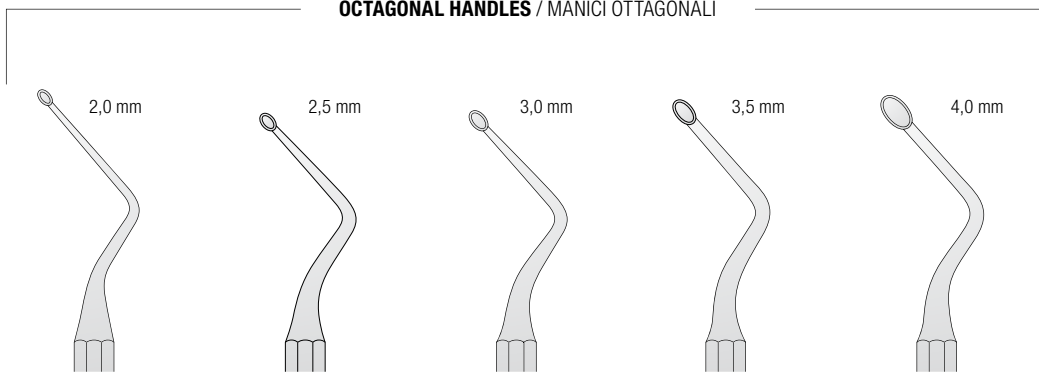
(1:1 scale / scala 1:1)




660/0 660/0.HL8 660/0.HL10 Hemingway N.0	660/1 660/1.HL8 660/1.HL10 Hemingway N.1	660/2 660/2.HL8 660/2.HL10 Hemingway N.2	660/3 660/3.HL8 660/3.HL10 Hemingway N.3	660/4 660/4.HL8 660/4.HL10 Hemingway N.4
--	--	--	--	--



OCTAGONAL HANDLES / MANICI OTTAGONALI



659/0 Hemingway N.0	659/1 Hemingway N.1	659/2 Hemingway N.2	659/3 Hemingway N.3	659/4 Hemingway N.4
-------------------------------	-------------------------------	-------------------------------	-------------------------------	-------------------------------



“MEDESYS IN SPOT”

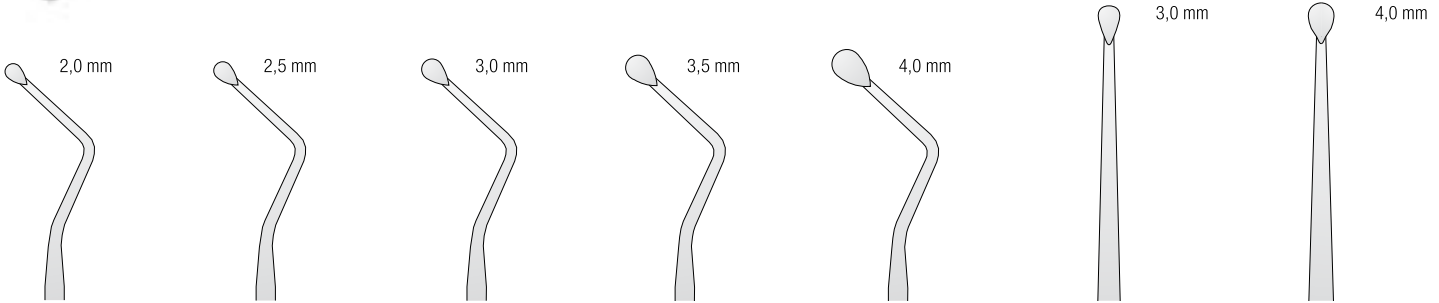
*Bone curette Hemingway and Lucas are available also with blue titanium coated tip, all sizes, just add **Ti** to the standard code to order the item in the titanium finish.*

*Cucchiai alveolari Hemingway e Lucas sono disponibili in tutte le misure con la punta anodizzata al Titanio blu, aggiungere **Ti** dopo il codice.*

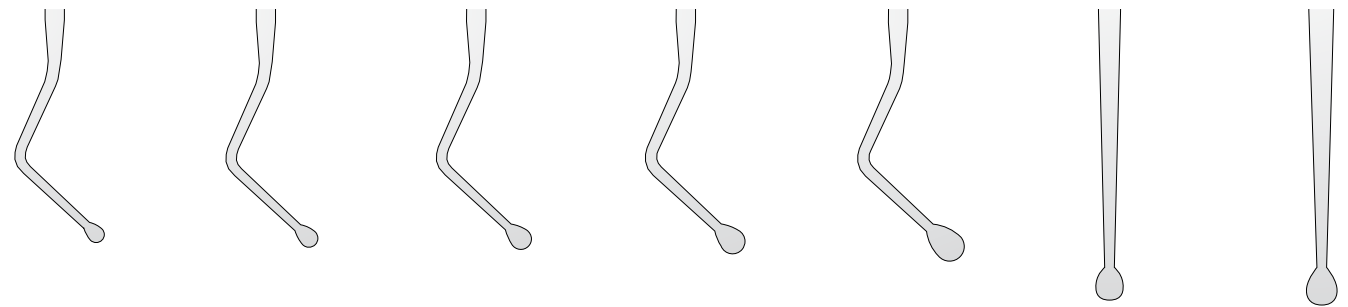
(Es. 660/2.HL8 > 660/2-Ti.HL8)”




661/87
(1:1 scale / scala 1:1)



661/84 661/84.HL8 661/84.HL10 Lucas N. 84	661/85 661/85.HL8 661/85.HL10 Lucas N. 85	661/86 661/86.HL8 661/86.HL10 Lucas N. 86	661/87 661/87.HL8 661/87.HL10 Lucas N. 87	661/88 661/88.HL8 661/88.HL10 Lucas N. 88	660/9 660/9.HL8 Miller N.0 Spoon shape	660/10 660/10.HL8 Miller N.1 Spoon shape
---	---	---	---	---	---	---



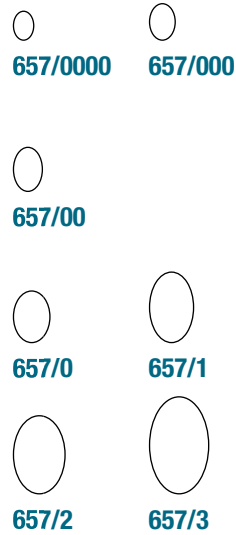
(1:1 scale / scala 1:1)



658 (mm 150)
Williger



(1:1 scale / scala 1:1)



657/1 (mm 170)
Volkman





KIT PERIODONTAL CLASSIC

KIT STRUMENTARIO PARODONTALE CLASSIC

1671/1

Kit periodontal classic

Kit strumentario parodontale classic

Content / Contenuto:

1124	Tweezer Meriam
1207	Sharpening stone
4905/8	Handle with mirror N. 5
548/4 PT	Probe CP15
625/5-6.HL8	Gracey curette
625/7-8.HL8	Gracey curette
625/11-12.HL8	Gracey curette
625/13-14.HL8	Gracey curette
633/8.HL8	Curette Younger-Good
651/11.HL8	Scaler H6-H7
980/9	Gammafix tray Doi



PERIODONTAL PROBES

SONDE PARODONTALI



Blue titanium marking.
Marchiatura in titanio blu.



548/1 PT

(1:1 scale / scala 1:1)



548/1 PT
CP12S-O.M.S.



548/2 PT
CP11



548/3 PT
CP12



548/4 PT
CP15
University of North Carolina



548/5 PT
WHO

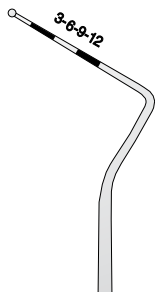


548/6 PT
CP10

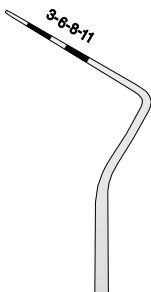


548/1

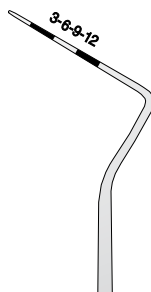
(1:1 scale / scala 1:1)



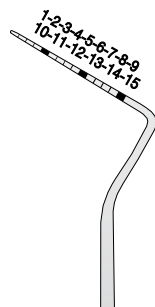
548/1
CP12S-O.M.S.



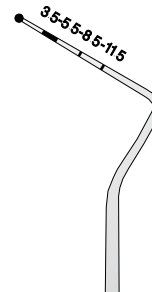
548/2
CP11




548/3
CP12



548/4
CP15
University of North Carolina



548/5
WHO



548/6
CP10



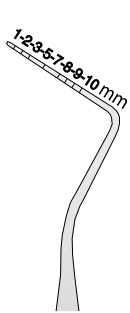
“MEDESYS IN SPOT

Flat shape end ensures a better insertion on lingual or facial area.
Punta piatta per una migliore penetrazione nella zona linguale o facciale.”

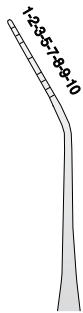


546/1


(1:1 scale / scala 1:1)



546/1
Williams



546/2
Merrit A



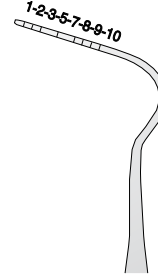
546/3
Merrit E



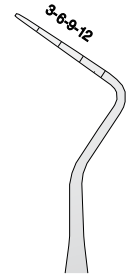
546/4
Goldman Fox



546/5
University of Michigan



546/6
26 G



546/7
Mercury



548/7FI
Delicate CP12
Handle ø 3,5 mm



547/4
Williams
Doubles



547/4 PT
Williams
Doubles

The double-curved periodontal probe always ensures optimal visibility and easy handling. Available with 6 mm handle and black laser markings or with 8 mm hollow handle and blue titanium markings.

La sonda parodontale con doppia curvatura assicura sempre un'ottima visibilità e maneggevolezza. Disponibile in manico da 6 mm e tacche nere al laser, o in manico vuoto 8 mm e tacche al titanio blu.



1021/1
Left
Sinistra



1021/2
Right
Destra



1021
Crane-Caplan
mm 155

Pocket marking tweezers
Pinzette
segnatasche



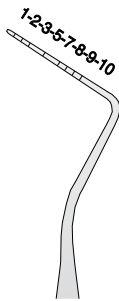
PROBES DOUBLE

SONDE DOPPIE

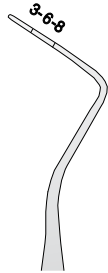


567/23

(1:1 scale / scala 1:1)



567/3
Williams



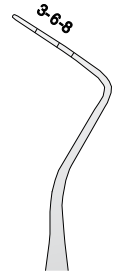
571/3
University of Michigan



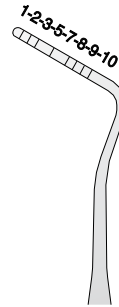
566/16
Goldman-Fox



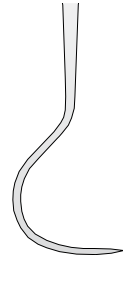
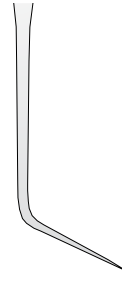
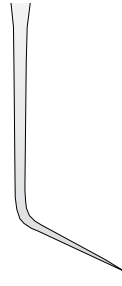
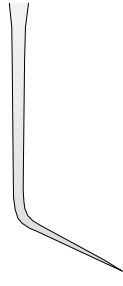


567/16
Williams



571/16
University of Michigan

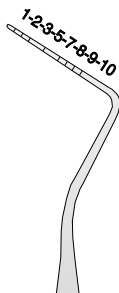


566/23
Goldman-Fox



570/2

(1:1 scale / scala 1:1)



567/23
Williams



571/23
University of Michigan




568/1
Goldman-Fox
Williams




566/17
Goldman-Fox



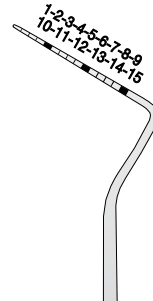
567/17
Williams



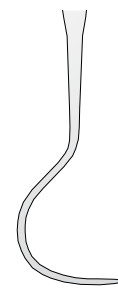
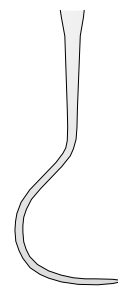
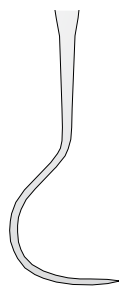
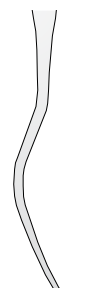
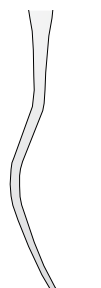
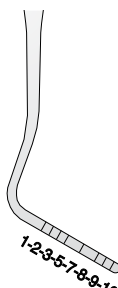
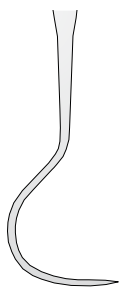
570/1
CP11/23



570/2
CP12/23



570/3
CP15/23



PERIODONTAL / PARODONTOLOGIA



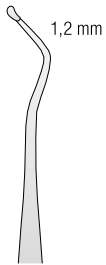
EXCAVATORS

ESCAVATORI

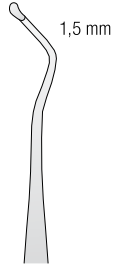


664/17

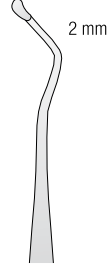
(1:1 scale / scala 1:1)



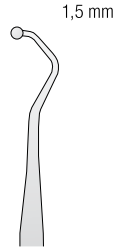
1,2 mm



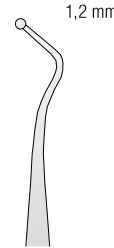
1,5 mm



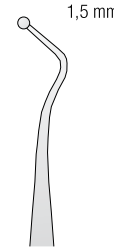
2 mm



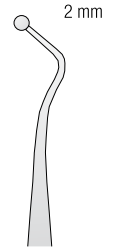
1,5 mm



1,2 mm



1,5 mm



2 mm

663/17
Oval spoon
17W

663/18
Oval spoon
18W

663/19
Oval spoon
19W

664/14
Spoon

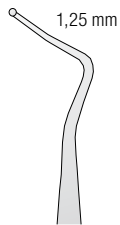
664/17
Spoon

664/18
Spoon

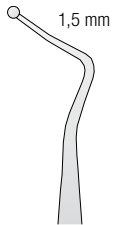
664/19
Spoon



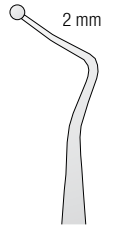
DENTIN'S REMOVALS



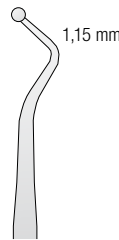
1,25 mm



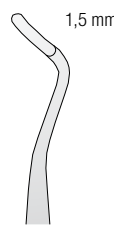
1,5 mm



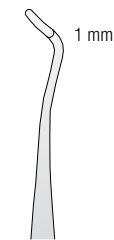
2 mm



1,15 mm



1,5 mm



1 mm

665/31
31L
Endodontic
excavators

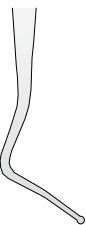
665/32
32L
Endodontic
excavators

665/33
33L
Endodontic
excavators

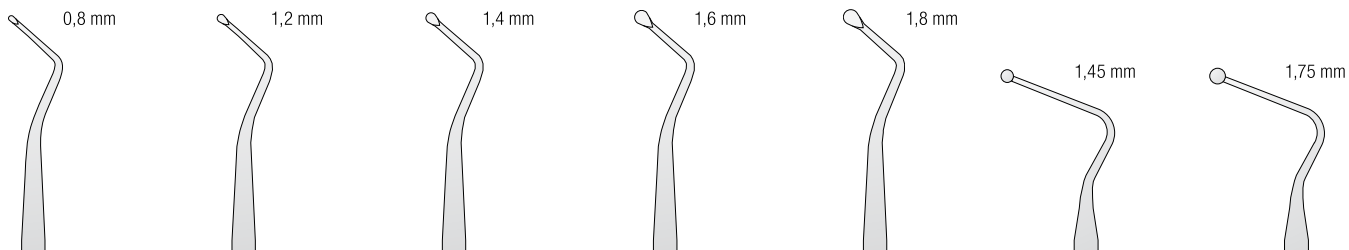
668/39
38/39
Spoon

668/64
63/64

668/66
65/66



670/1
(1:1 scale / scala 1:1)



670/0
670/0.HL8

670/1
670/1.HL8

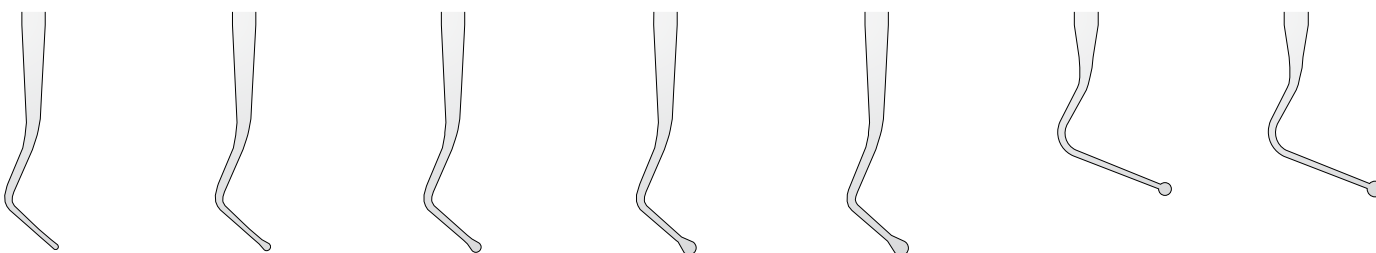
670/2
670/2.HL8

670/3
670/3.HL8

670/4
670/4.HL8

671/1

671/2



670/KIT

Excavators kit
Kit escavatori

Content / Contenuto:

670/0 – 670/1 – 670/2 – 670/3 – 670/4

On request available with 8mm hollow handle, ask for 670/KIT.HL8
Su richiesta è disponibile con manico vuoto da 8 mm, chiedi il 670/KIT.HL8

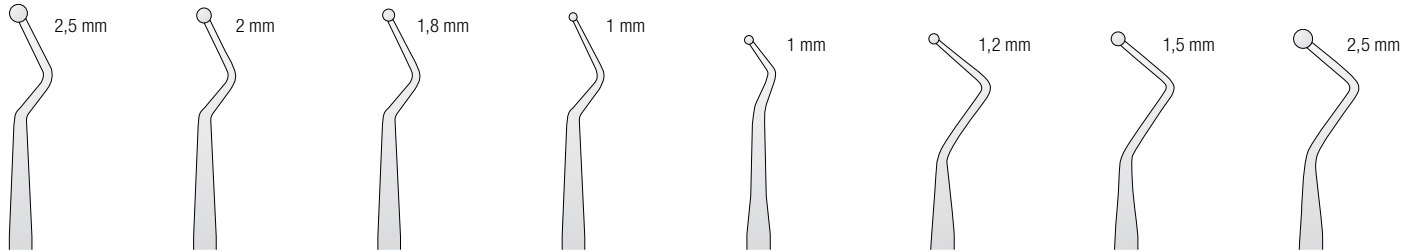
“ MEDESYS IN SPOT

Excavators included in the line 670, all sizes, are also available with blue titanium coated tip, just add **Ti to the standard code to order the item in the titanium finish.**

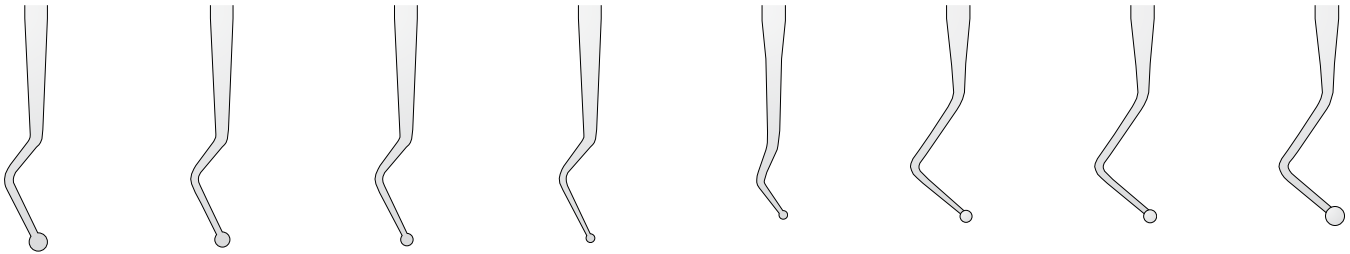
*Escavatori della serie 670 sono disponibili in tutte le misure con la punta anodizzata al Titanio blu, aggiungere **Ti** dopo il codice.*

(Es. 670/1 > 670/1-Ti) ”

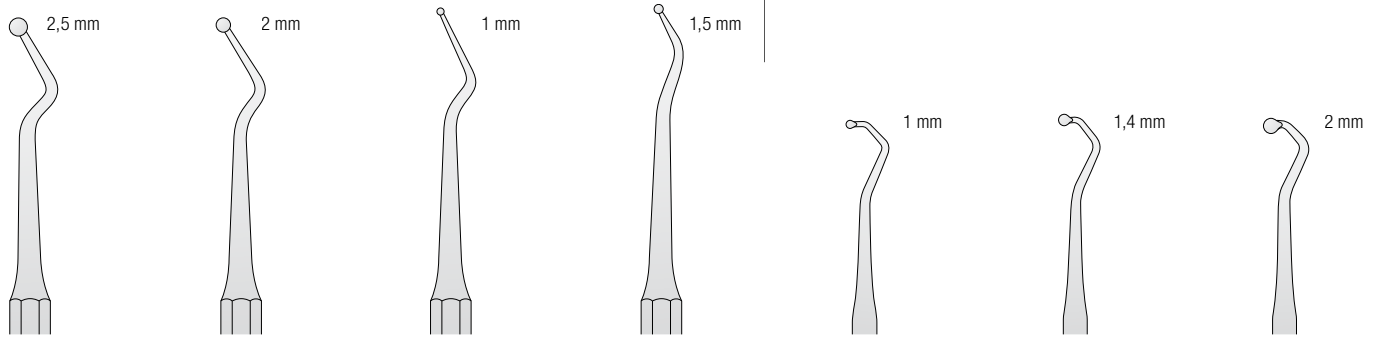




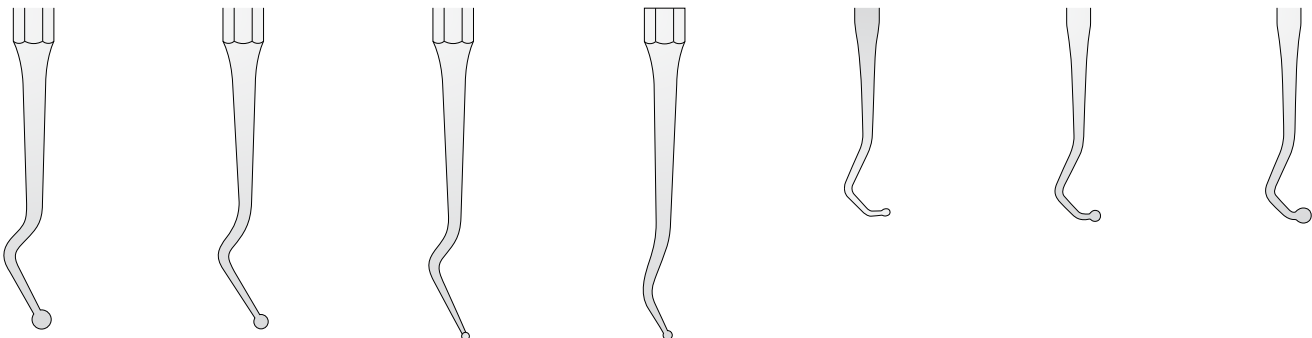
671/125-126 125/126	671/127-128 127/128	671/129-130 129-130	671/133-134 133-134	671/153-154 153-154	672/3 NYU E1	672/4 NYU E2	672/5 NYU E3
-------------------------------	-------------------------------	-------------------------------	-------------------------------	-------------------------------	------------------------	------------------------	------------------------



OCTAGONAL HANDLES / MANICI OTTAGONALI



666/125-126 125/126	666/127-128 127/128	667/153-154 153/154	667/155-156 155/156	611/243 243	611/244 244	611/245 245
-------------------------------	-------------------------------	-------------------------------	-------------------------------	-----------------------	-----------------------	-----------------------

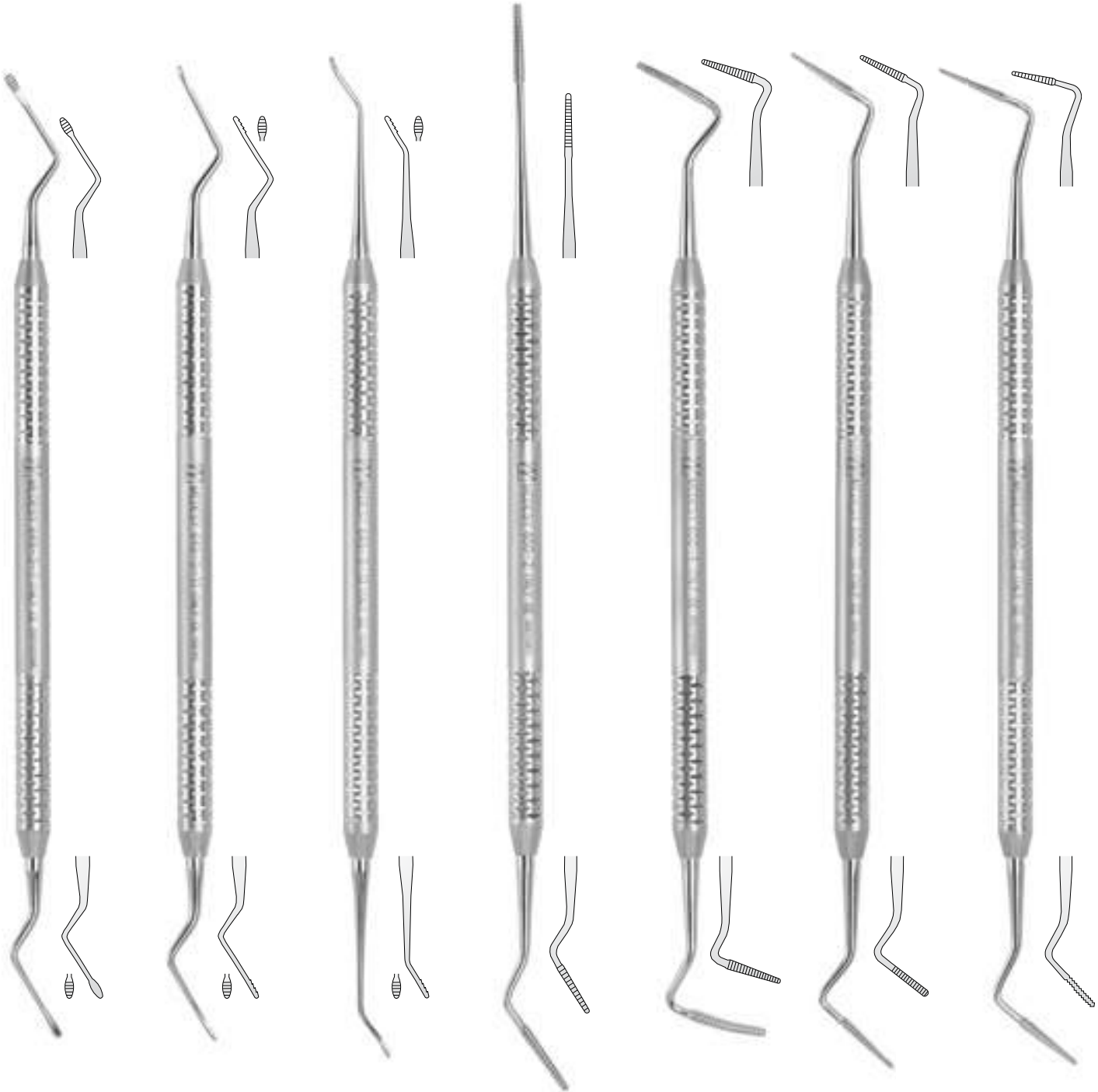


PERIODONTAL FILES

LIME PARODONTALI



(1:1 scale / scala 1:1)



649/3-7
649/3-7.HL8
Hirschfeld N. 3

649/5-11
649/5-11.HL8
Hirschfeld N. 5

649/9-10
649/9-10.HL8
Hirschfeld N. 9

650/2
650/2.HL8
Buck 11/12

650/4
650/4.HL8
Schluger 9/10
Curved

650/10
650/10.HL8
Sugarman 3S/4S
Buccal-Lingual

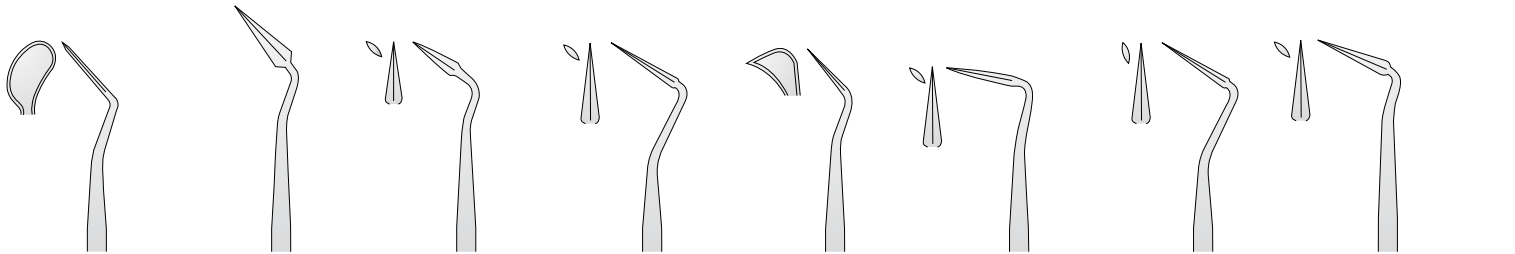
650/12
650/12.HL8
Sugarman 1S/2S
Mesial-Distal



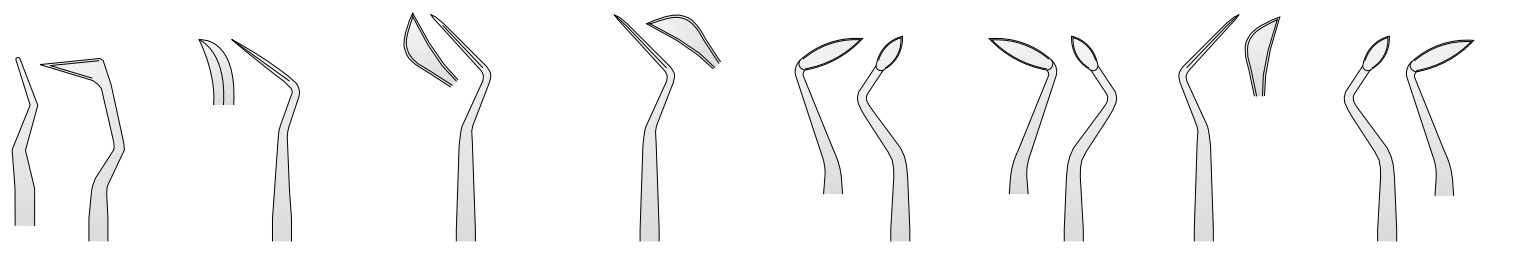
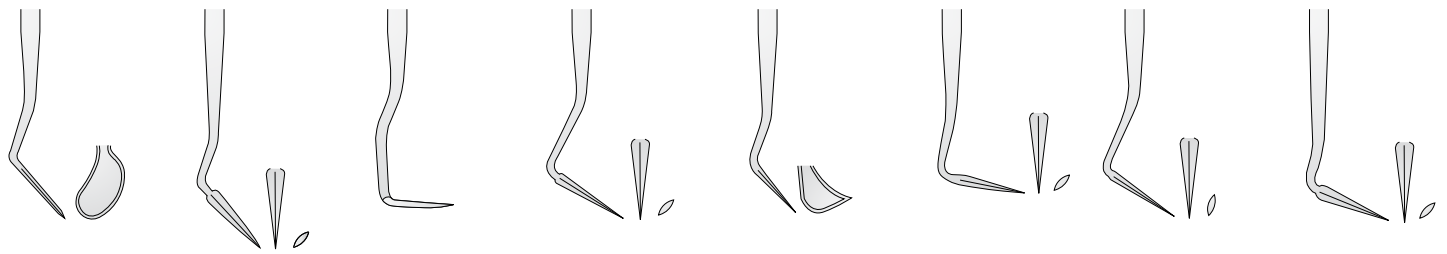
PERIODONTAL / PARODONTOLOGIA

PERIODONTAL KNIVES

BISTURI PER GENGIVECTOMIA



634/7 634/7.HL8 Goldman-Fox N.7	634/8 634/8.HL8 Goldman-Fox N.8	634/9 634/9.HL8 Goldman-Fox N.9	634/11 634/11.HL8 Goldman-Fox N.11	635/4 Buck 3-4	635/6 Buck 5-6	636/2 Sanders 1/2	636/5 Sanders 4/5
---	---	---	--	--------------------------	--------------------------	--------------------------------	--------------------------------



637/20 USC Towner 19/20	638/3 Crane-Caplan CK3	645/1 Kirkland 16 Left Sinistro	645/2 Kirkland 15 Right Destro	647/1 Orban Left Sinistro	647/2 Orban Right Destro	646/3 Kirkland 15-16	648/3 Orban 1/2
-----------------------------------	-------------------------------------	---	--	--	---	-----------------------------------	------------------------------

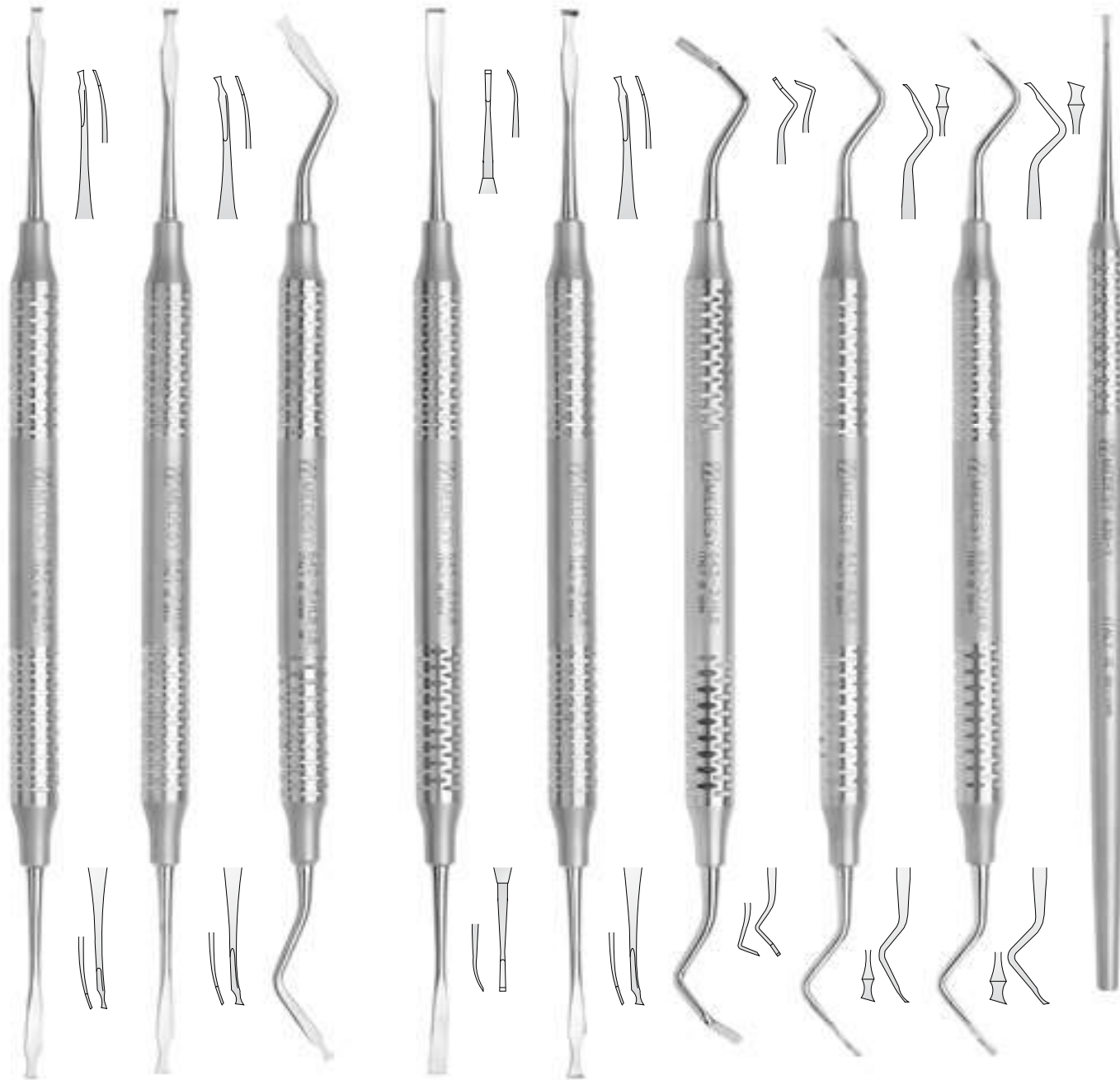


PERIODONTAL CHISELS

SCALPELLI CHIRURGICI



(1:1 scale / scala 1:1)



642/1
642/1.HL8
Fedi N. 1

642/2
642/2.HL8
Fedi N. 2

642/3
642/3.HL8
Fedi N. 3

645/3
645/3.HL8
TG

641/3
641/3.HL8
TG-0

643/3
643/3.HL8
Ochsenbein N.3

643/4
643/4.HL8
Ochsenbein N.4

643/37
643/37.HL8
Rhodes
Back-Action
36/37

630/1
Zerfing

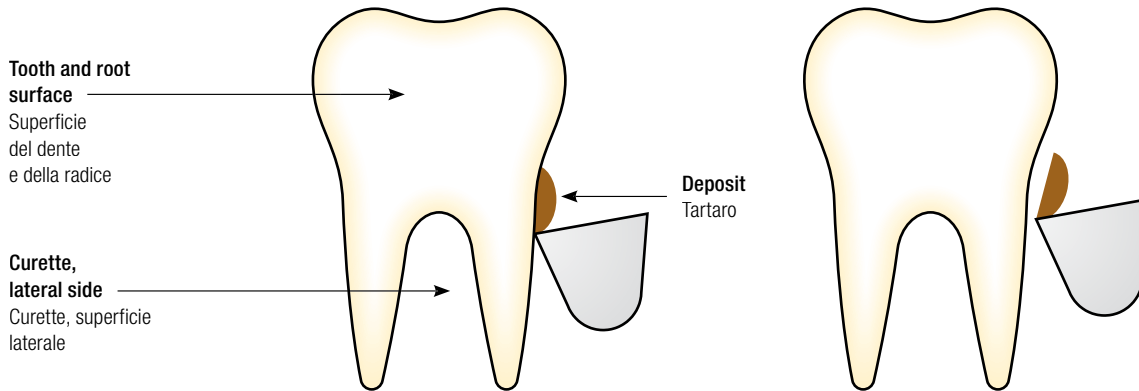


PERIODONTAL / PARODONTOLOGIA

SHARPENING OF PERIODONTAL INSTRUMENTS

AFFILATURA DELLO STRUMENTARIO PARODONTALE

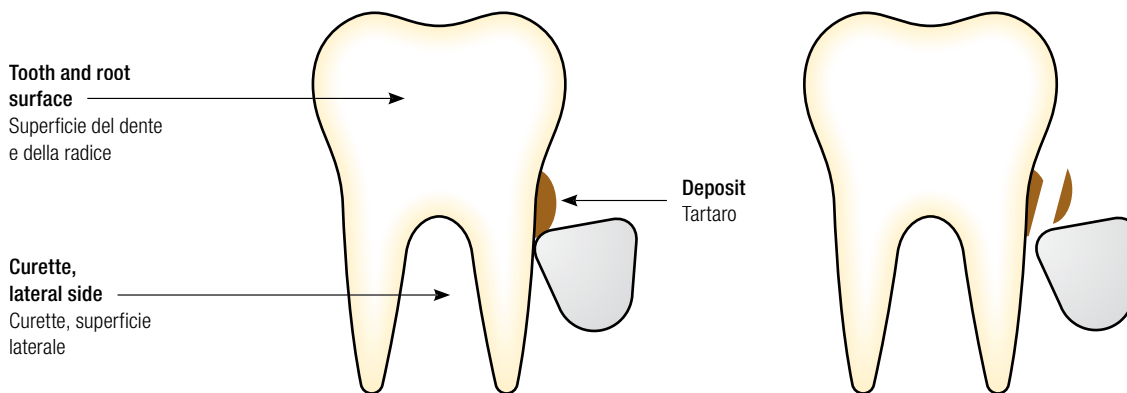
SHARP CURETTE (CROSS SECTION) / CURETTE TAGLIENTE (SEZIONE)



SHARP INSTRUMENTS REMOVE ENTIRE DEPOSIT

STRUMENTI TAGLIENTI RIMUOVONO I DEPOSITI

DULL CURETTE (CROSS SECTION) / CURETTE SMUSSATA (SEZIONE)



DULL INSTRUMENTS ONLY "BURNISH" OR REMOVE PART OF A DEPOSIT

STRUMENTI SMUSSATI "LISCIANO" OVVERO RIMUOVONO I DEPOSITI SOLO IN PARTE



After lubricating the stone with a specific sharpening oil, lay the tip of the curette on the upper part of the stone by angling the handle at 60°/70° to the stone. To start the sharpening move the blade forwards and backwards over the stone through regular movements, but apply pressure when pushing the instrument backwards.

Dopo aver lubrificato la pietra con l'apposito olio, si procede ponendo la punta della curette nella parte alta della pietra formando un angolo di circa 60°/70°. Dopodiché con dei brevi movimenti regolari dall'alto verso il basso inizia l'operazione di affilatura, ricordiamoci che la pressione della mano si esercita solamente nel movimento dall'alto verso il basso.


SHARPENING STONES

PIETRE PER AFFILARE



1200

Arkansas extra fine
mm 3/6 x 30 x 100




Arkansas extra fine, white

Pietra Arkansas grana extra fine, bianco

1202

India medium
mm 3/10 x 45 x 100



India medium, red

Pietra naturale grana media, rosso

1204

Natural stone
mm 10 x 30 x 100




Tiger fine natural stone, use with water

Pietra naturale grana fine tipo Tiger,
utilizzare con acqua

1207

Silicium fine
mm 1/6 x 25 x 100




Silicium fine

Pietra al silicio fine

1208

Arkansas extra fine
ø mm 10 x 100

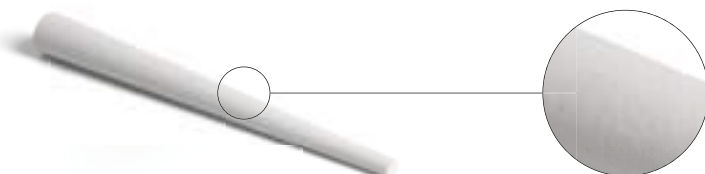


Arkansas extra fine, white

Pietra Arkansas grana extra fine, bianco

1210

Arkansas extra fine conical
ø mm 3/10 x 100



Arkansas extra fine, white

Pietra Arkansas grana extra fine, bianco

1201

Sharpening oil, 50 ml
Olio per affilatura, 50 ml



Medesy's pre-sharpening oil prevents damaging tips and keeps stones free from metal residual

Olio pre-affilatura di Medesy, agevola
l'affilatura riducendo rischi, mantenendo
pulite le pietre da residui metallici



PERIODONTAL / PARODONTOLOGIA



PERIODONTAL INSTRUMENTS SET

SET STRUMENTARIO PARODONTALE



644/SET

Content / Contenuto:

1021/1	Pocket marking tweezer
1021/2	Pocket marking tweezer
3519	Scissors Goldman-Fox
548/4	Probe CP15
625/1-2.HL8	Gracey curette
625/5-6.HL8	Gracey curette
625/11-12.HL8	Gracey curette
625/13-14.HL8	Gracey curette
624/21	Curette Goldman-Fox
634/7	Periodontal knife Goldman-Fox N. 7
634/9	Periodontal knife Goldman-Fox N. 9
634/11	Periodontal knife Goldman-Fox N. 11
640/2	Scaler Crane-Kaplan CK6
651/U15-33	Scaler Towner-Jaquette
882	Periosteal Molt N. 9

PERIODONTAL INSTRUMENTS KIT

KIT STRUMENTARIO PARODONTALE




1671/2

Periodontal Advanced kit

Kit parodontale Advanced

Content / Contenuto:

1021/1	Pocket marking tweezer
1021/2	Pocket marking tweezer
1207	Sharpening stone
3543/BLKN	Scissor Iris Black Sharp
548/4 PT	Probe CP15
633/8.HL8	Curette Younger-Good
634/7	Periodontal knife Goldman-Fox N. 7
634/9	Periodontal knife Goldman-Fox N. 9
634/11	Periodontal knife Goldman-Fox N. 11
651/U15-33	Scaler Towner-Jaquette
669/1-2.HL8	Gracey curette short type
669/5-6.HL8	Gracey curette short type
669/7-8.HL8	Gracey curette short type
669/11-12.HL8	Gracey curette short type
669/13-14.HL8	Gracey curette short type
851/HP2	Periosteal HP2
882	Periosteal Molt N. 9
981/19	Gammatrix tray Quatri



PERIODONTAL / PARODONTOLOGIA



1953/KIT

Periodontal surgery kit

Kit per chirurgia parodontale

Content / Contenuto:

1007/A	De Bakey atraumatic tweezer
1922/A-TC	Needle holder Castroviejo 140 mm
3628	Micro surgical scissor spring action
3638	Handle for micro blades
548/5	Probe WHO
555/23	Explorer N. 23
625/5-6.HL8	Gracey curette
625/7-8.HL8	Gracey curette
625/11-12.HL8	Gracey curette
625/13-14.HL8	Gracey curette
640/1.HL8	Scaler 204 S
852/HP3	Periosteal HP3
907	Retractor Minnesota University
910/2	Suction tube
981/20	Gammafix tray Cinc

Content can be changed upon request

Su richiesta il contenuto può essere cambiato

APICECTOMIES KIT

KIT PER APICECTOMIA



1951/KIT

Apicectomies kit
Kit per apicectomia

Content / Contenuto:

1040/0,6-0Y	Periodontal tweezer Gerald
1925/B-TC	Needle holder Crile-Ryder 150 mm
3525/TC	Scissor La Grange
3633	Scalpel handle
3638	Handle for micro blades
4865	Endo gun straight
4905/8 + N. 5	Mirror handle + Mirror N. 5
4908/P	Micro mirror
523/1	Plugger MT1
660/1	Bone curette Hemingway N. 1
661/87	Bone curette Lucas N. 87
882	Periosteal Molt N. 9
886	Retractor Senn-Miller
910/2	Suction tube
920/2	Retractor Gillies
981/20	Gammafix tray Cinc

Content can be changed upon request

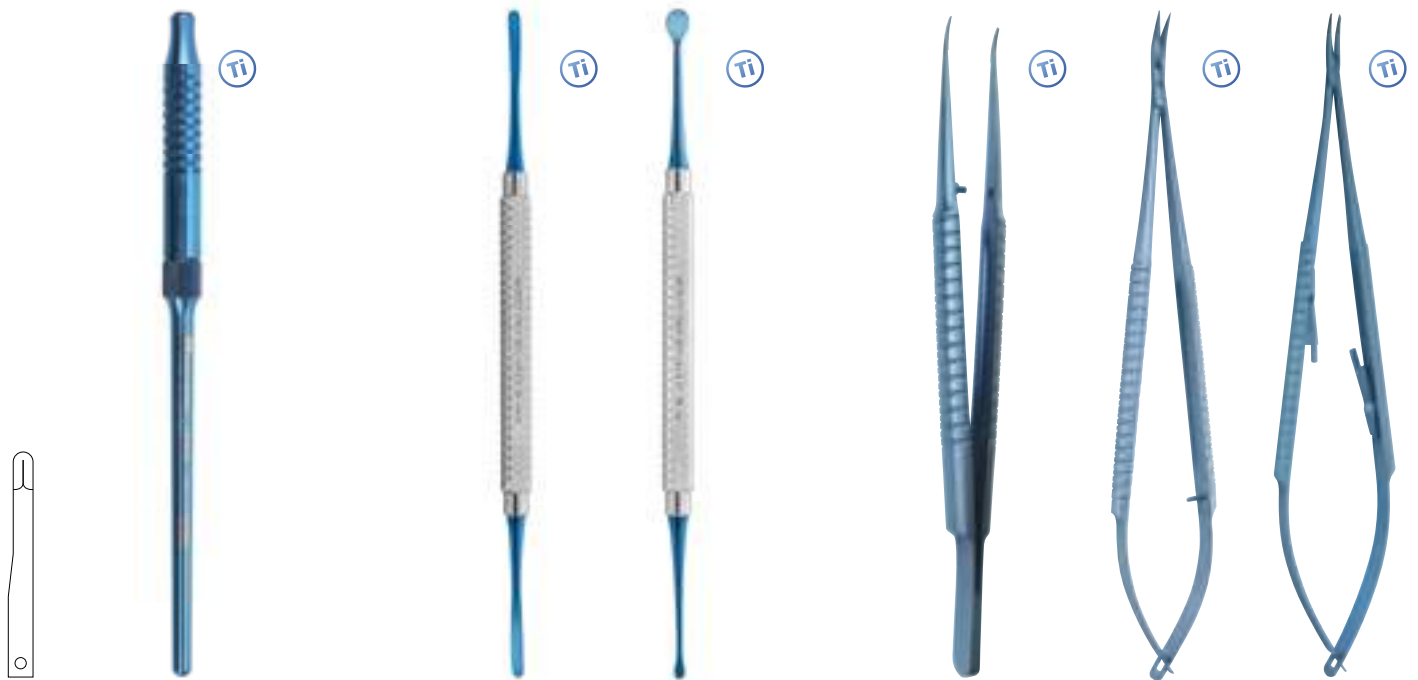
Su richiesta il contenuto può essere cambiato



PERIODONTAL / PARODONTOLOGIA

MICRO PERIODONTAL SURGERY KIT

KIT PER MICROCHIRURGIA PARODONTALE



3638/69

Micro blade N. 69
Micro lama N. 69

3638/Ti (mm 135)

Handle for micro blades
Manico per microchirurgia

Titanium / Titanio

851/HP3 Ti

Periosteal HP3

Titanium / Titanio

871/2-4 Ti

Periosteal Molt

Titanium / Titanio

1141 (mm 150)

Micro tweezer
Micro pinzetta

Titanium / Titanio

1971 (mm 180)

Micro scissors
Micro forbici

Titanium / Titanio

2012 (mm 180)

Micro needleholder
Micro porta aghi

Titanium / Titanio

1671/7

Micro periodontal surgery kit


Kit per microchirurgia parodontale

Content / Contenuto:

- 1141** Micro tweezer Titanium curved
- 1971** Micro scissor Titanium curved
- 2012** Micro needle holder Titanium curved
- 3638/Ti** Handle for micro blades Titanium
- 3638/69** Micro blades N. 69, package 25 pcs (not shown)
- 851/HP3 Ti** Periosteal HP3 Titanium
- 871/2-4 Ti** Periosteal Molt Titanium
- 980/10** Gammax tray Tre

Content can be changed upon request

Su richiesta il contenuto può essere cambiato





PLUGGERS AND CONDENSERS

OTTURATORI

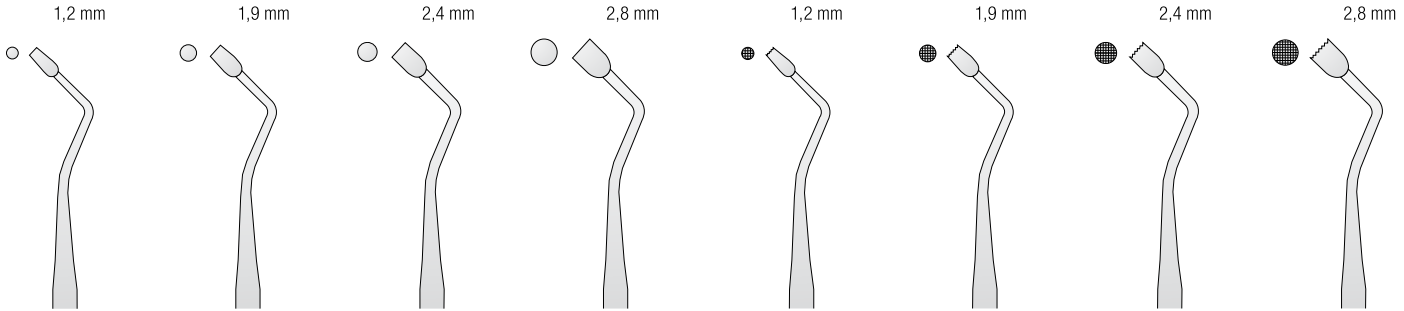
0,5 mm	0,66 mm	0,5 mm	1,5 mm	1,2 mm	1,5 mm	1 mm	2 mm
488/1 Markley 1	488/2 Markley 2	488/3 Markley 3	488/4 Markley 4	488/5 Markley 5	488/6 Markley 6	466/1 Hollenback H1	466/2 Hollenback H2

0,5 mm	1,1 mm	0,5 mm	2,8 mm	1,2 mm	2,8 mm	1,65 mm
466/3 Hollenback H3	466/4 Hollenback H4	470/0 Tanner 0T	470/1 Tanner 1T	470/2 Tanner 2T	470/3 Tanner 3T	528/1 Marquette 0/1 Serrated Zigrinati

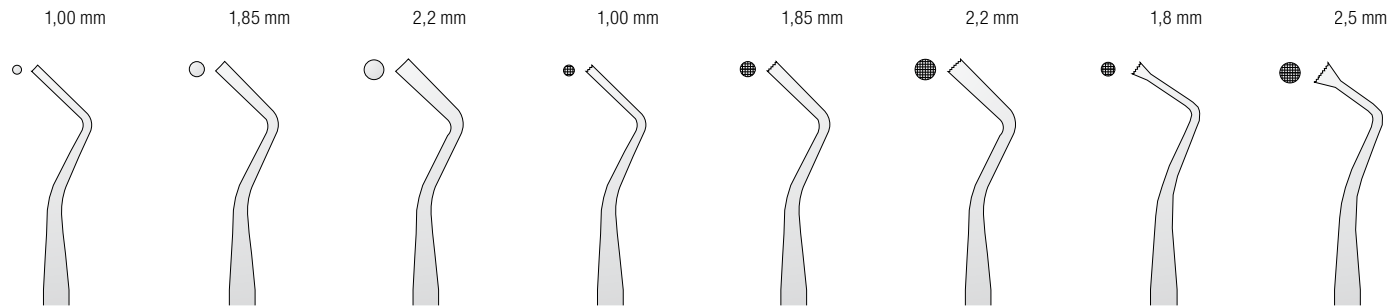
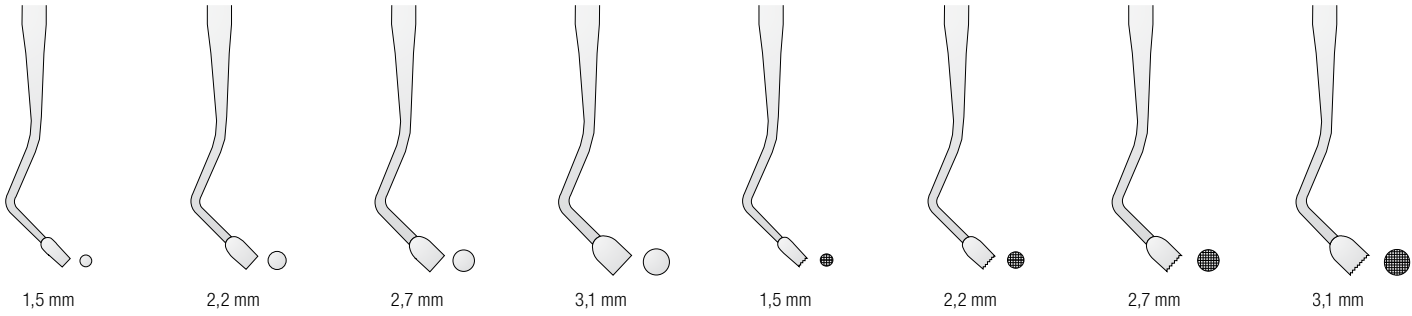
2,5 mm	1,8 mm	1,7 mm	1,7 mm	1 mm	1,6 mm	1 mm

2,5 mm	2,4 mm	2,3 mm	2,3 mm	1,3 mm	2 mm	1,4 mm

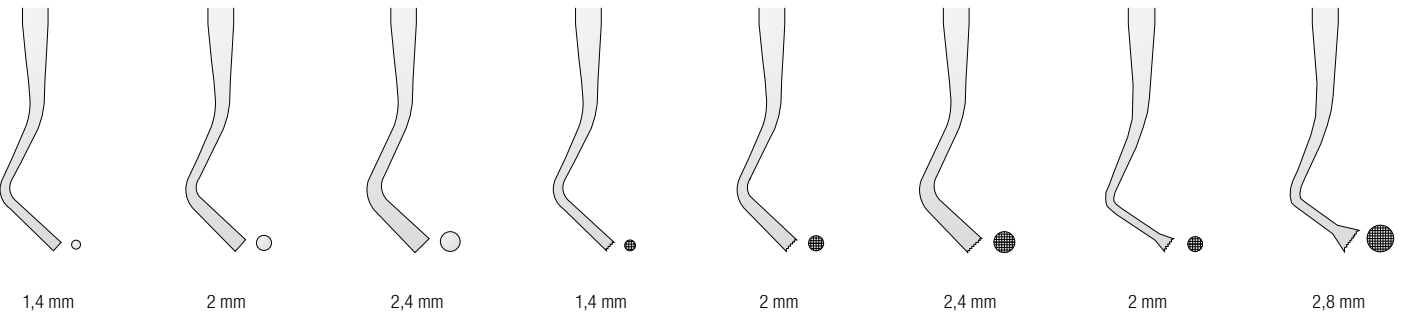
2,5 mm	2,4 mm	2,3 mm	2,3 mm	1,3 mm	2 mm	1,4 mm

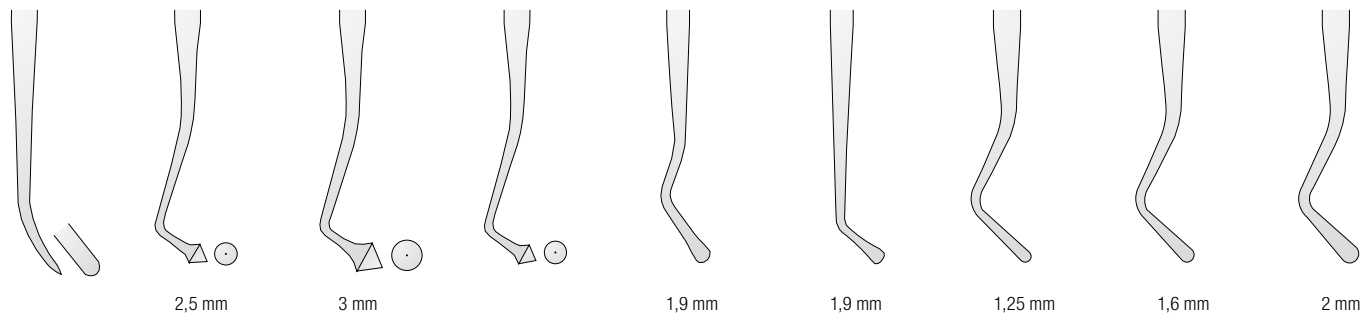
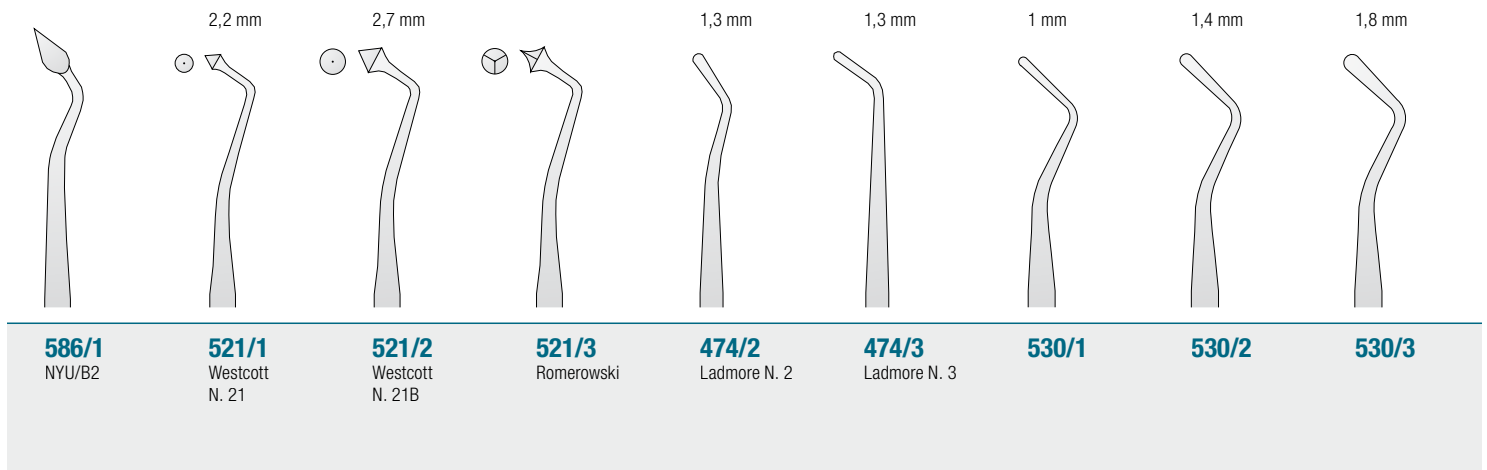
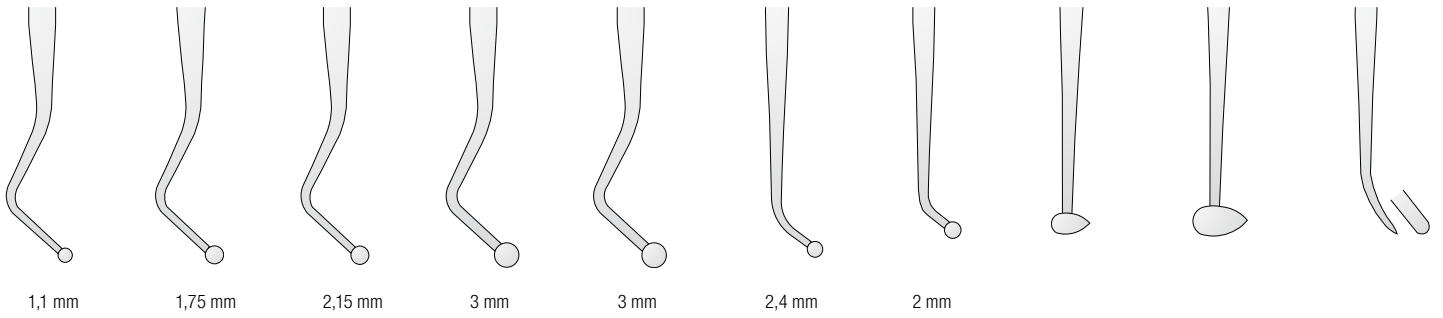
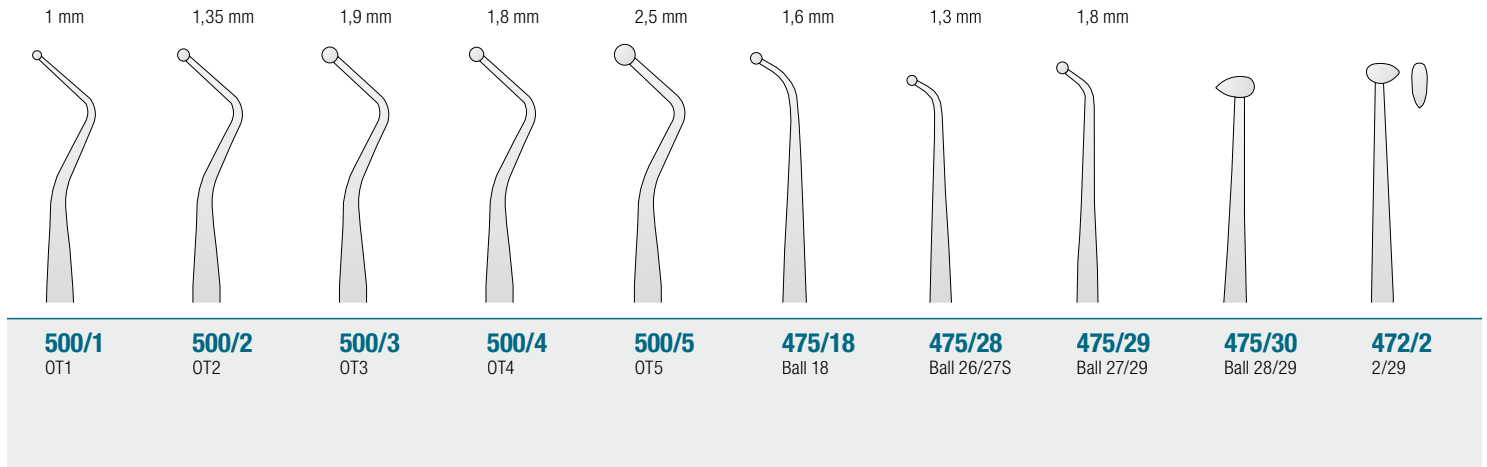


527/1 M1 Smooth Lisci	527/2 M2 Smooth Lisci	527/3 M3 Smooth Lisci	527/4 M4 Smooth Lisci	527/1Z M1Z Serrated Zigrinati	527/2Z M2Z Serrated Zigrinati	527/3Z M3Z Serrated Zigrinati	527/4Z M4Z Serrated Zigrinati
---------------------------------------	---------------------------------------	---------------------------------------	---------------------------------------	---	---	---	---



523/1 MT1 Smooth Lisci	523/2 MT2 Smooth Lisci	523/3 MT3 Smooth Lisci	523/1Z MT1Z Serrated Zigrinati	523/2Z MT2Z Serrated Zigrinati	523/3Z MT3Z Serrated Zigrinati	505/1 Ward 1 Serrated Zigrinati	505/2 Ward 2 Serrated Zigrinati
--	--	--	--	--	--	---	---

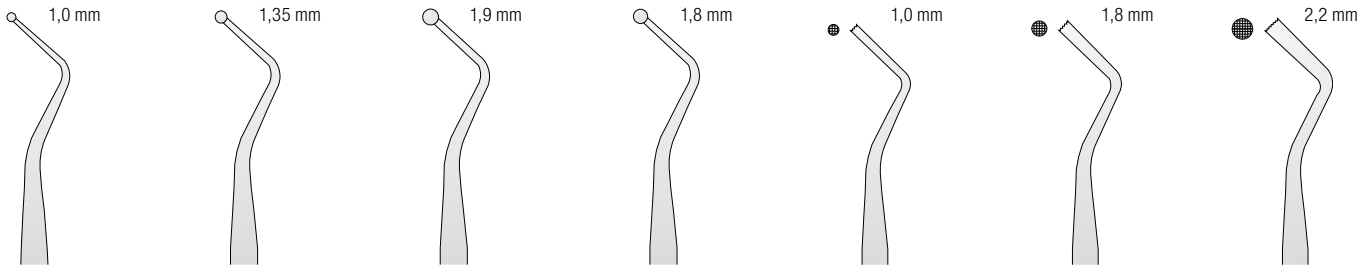




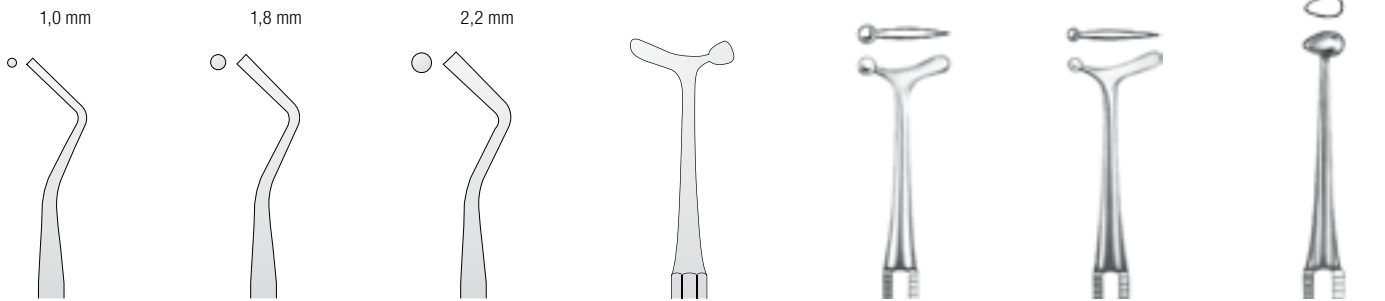
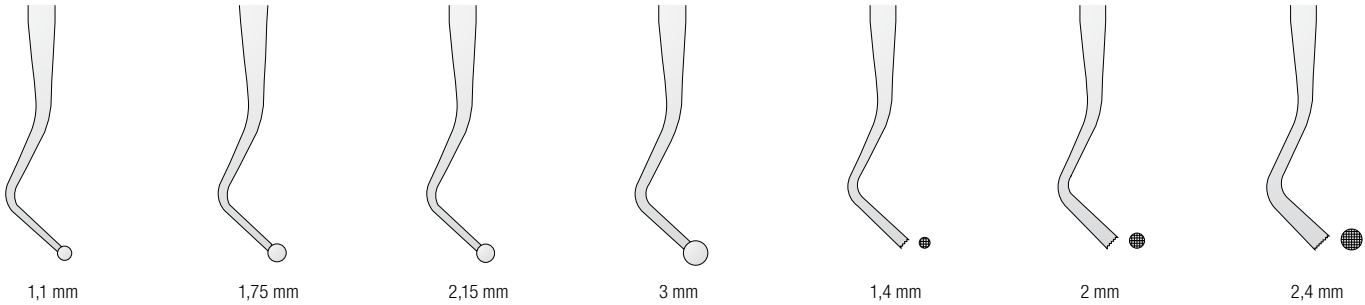
BURNISHER OCTAGONAL HANDLE
BRUNITORI MANICO OTTAGONALE



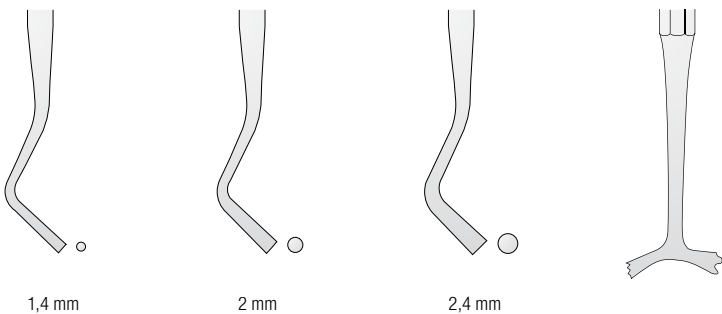
478
Bennet



535/1	535/2	535/3	535/4	536/1 Serrated Zigrinati	536/2 Serrated Zigrinati	536/3 Serrated Zigrinati
--------------	--------------	--------------	--------------	---------------------------------------	---------------------------------------	---------------------------------------



537/1 Smooth Lisci	537/2 Smooth Lisci	537/3 Smooth Lisci	478 Bennet	477/32 White	477/33 White	479/29
---------------------------------	---------------------------------	---------------------------------	----------------------	------------------------	------------------------	---------------



RESTORATIVE / CONSERVATIVA

499/1T

(1:1 scale / scala 1:1)

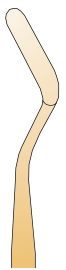


1,9 mm



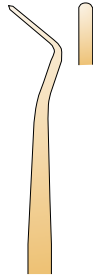
499/1T

2,1 mm



499/2T

2,2 mm



499/3T

2,2 mm



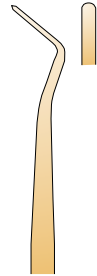
499/4T

ø 1,9 mm



499/5T

1,7 mm



499/6T

1,2 mm



499/7T

2,0 mm



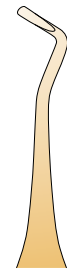
499/8T

2,0 mm

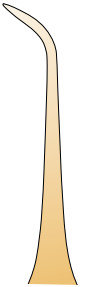


499/9T

1,2 mm



499/11T



499/12T



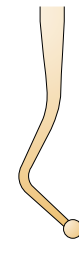
2,1 mm



2,4 mm



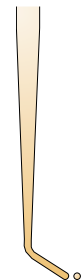
ø 1,3 mm



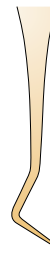
ø 1,3 mm



ø 1 mm



ø 1 mm



1,3 mm



2,5 mm



2,5 mm



1,1 mm

499/SET

Composed of: 499/1T, 499/2T,
499/4T, 499/5T, 499/7T
(contained can be changed
under request)



“ MEDESY IN SPOT

The titanium coating of instruments (in yellow) minimizes the adhesion of composite.

La copertura in titanio degli strumenti (parte in giallo) riduce l'attaccamento del materiale composito. ”

1675/3

Composite posterior kit
Kit per composito posteriore

Contains / Contiene:

479/29	Burnisher White
499/1T	Composite instr. Titanium
499/5T	Composite instr. Titanium
499/6T	Composite instr. Titanium
499/9T	Composite instr. Titanium
521/1	Filling instr. Romerowski
575/1	Ceramic instr.
575/3	Ceramic instr.
581/1	Modelling instr. P-Thomas
980/9	Gammatrix tray Doi



RESTORATIVE / CONSERVATIVA

1675/4

Composite anterior kit
Kit per composito anteriore

Contains / Contiene:

499/3T	Composite instr. Titanium
499/6T	Composite instr. Titanium
499/8T	Composite instr. Titanium
499/11T	Composite instr. Titanium
499/12T	Composite instr. Titanium
575/1	Ceramic instr.
575/3	Ceramic instr.
581/1	Modelling instr. P-Thomas
980/9	Gammatrix tray Doi



COMPOSITE INSTRUMENTS

STRUMENTI PER COMPOSITO

494/2

(1:1 scale / scala 1:1)



2 mm

2,5 mm

2,9 mm

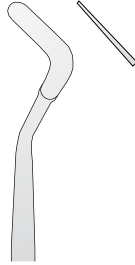
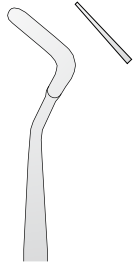
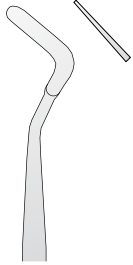
1 mm

1,45 mm

2 mm

1 mm

1,45 mm



518/1
SS1

518/2
SS2

518/3
SS3

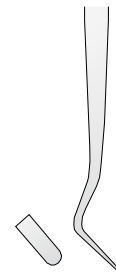
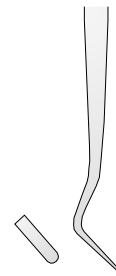
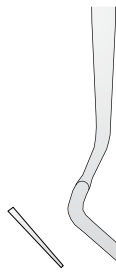
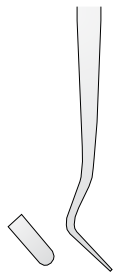
494/1
BS1

494/2
BS2

494/3
BS3

497/1
BS4

497/2
BS5



2 mm

2,5 mm

2,9 mm

1,7 mm

2 mm

2,5 mm

1,7 mm

2 mm

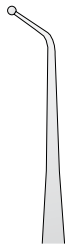
2 mm

1,2 mm

1,7 mm

1,2 mm

1,7 mm



497/3
BS6

484/1
BP1

484/2
BP2

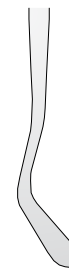
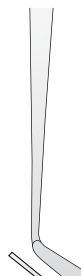
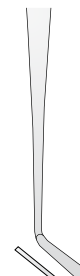
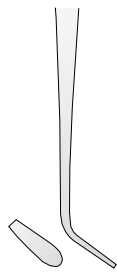
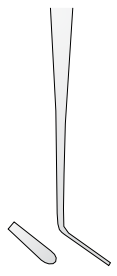
485/1
BP3

485/2
BP4

473/1
Woodson N. 1

473/2
Woodson N. 2

473/3
Woodson N. 3



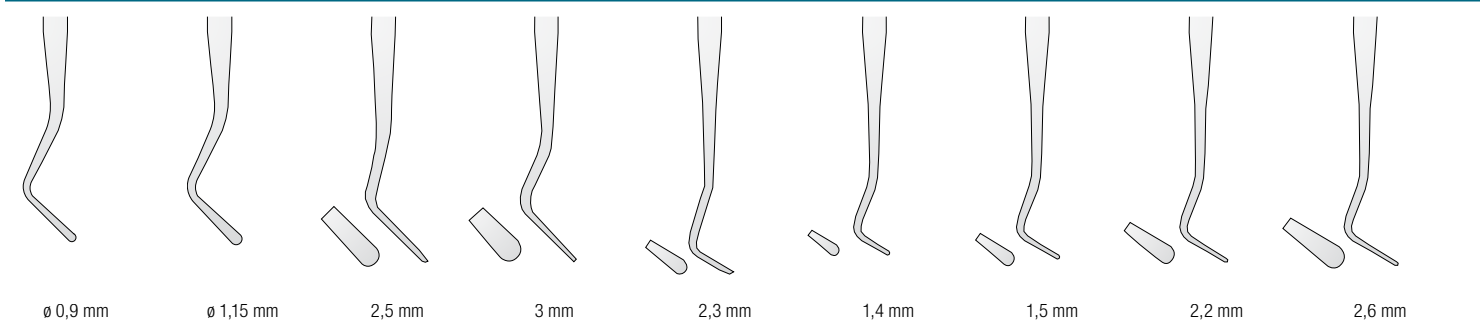
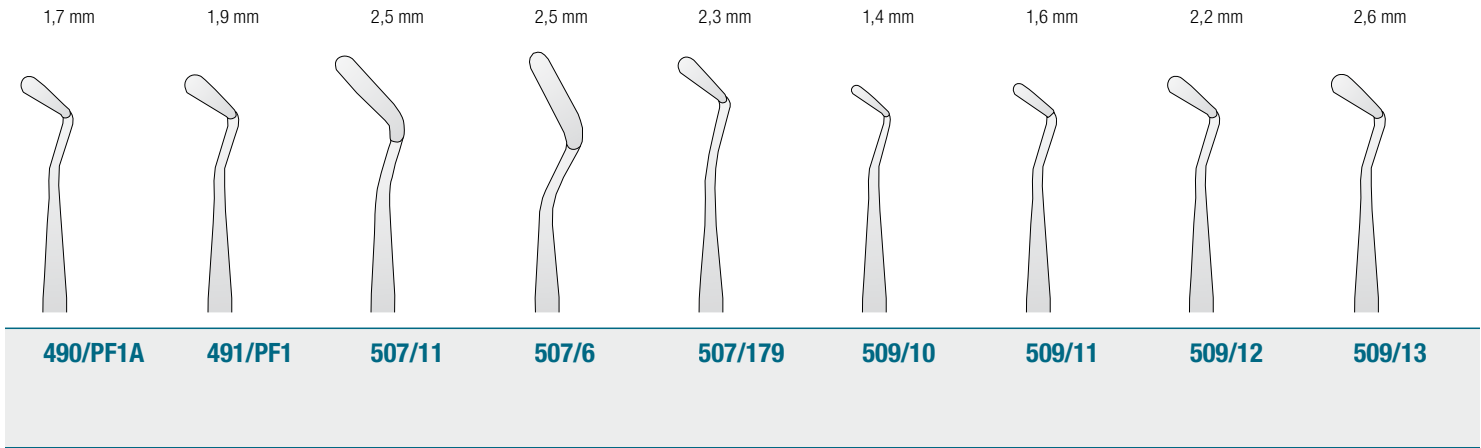
2,5 mm

1,8 mm

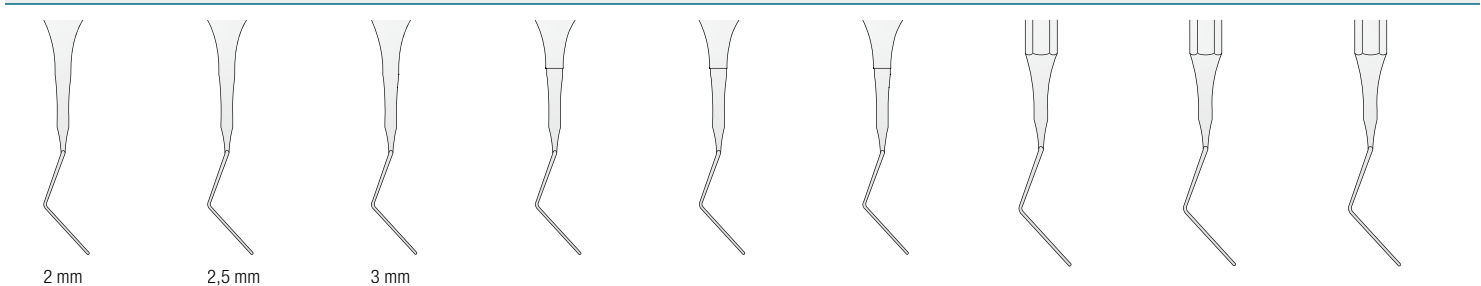

2,4 mm

1,6 mm

1,8 mm



HEIDEMANN SPATULAS
SPATOLE DI HEIDEMANN



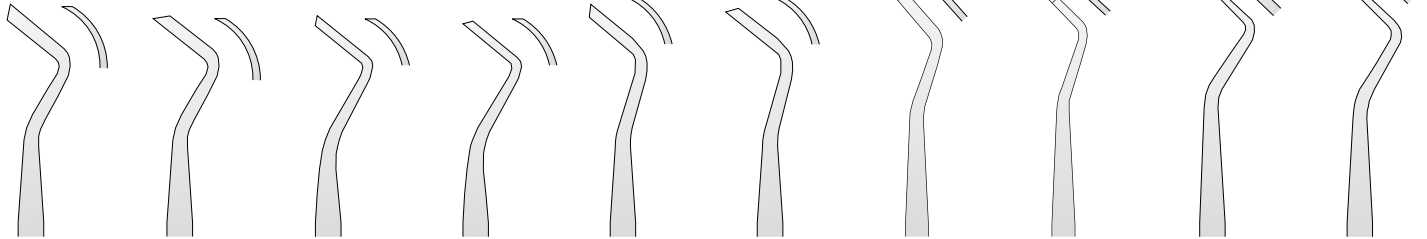


ENAMEL INSTRUMENTS

STRUMENTI TAGLIA SMALTO-DENTINA

MARGIN TRIMMERS

HATCHES



612/26

Black 26

Distal

612/27

Black 27

Mesial

612/28

Black 28

Distal

612/29

Black 29

Mesial

613/78

Black 77/78

Distal

613/80

Black 79/80

Mesial

614/52

Black 51/52

614/54

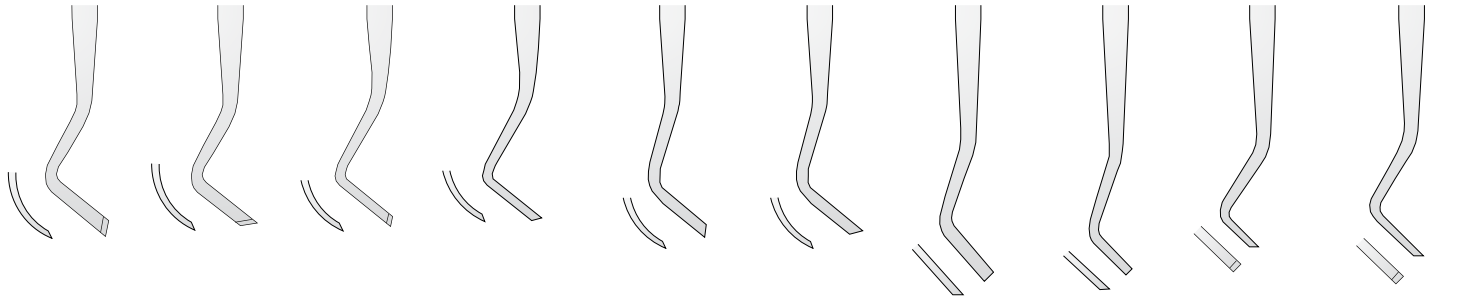
Black 53/54

615/1

Black 1

615/2

Black 2



0,5 mm

1,0 mm

1,5 mm

0,5 mm

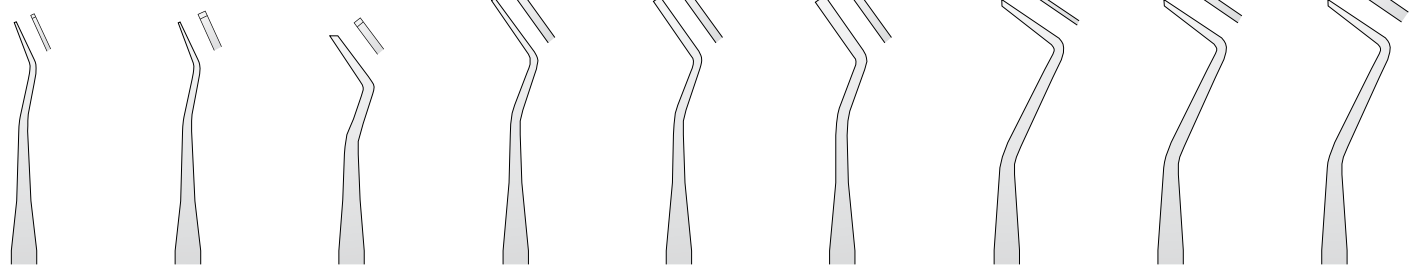
1,0 mm

1,5 mm

0,5 mm

1,0 mm

1,5 mm



609/1

609/2

609/3

609/4

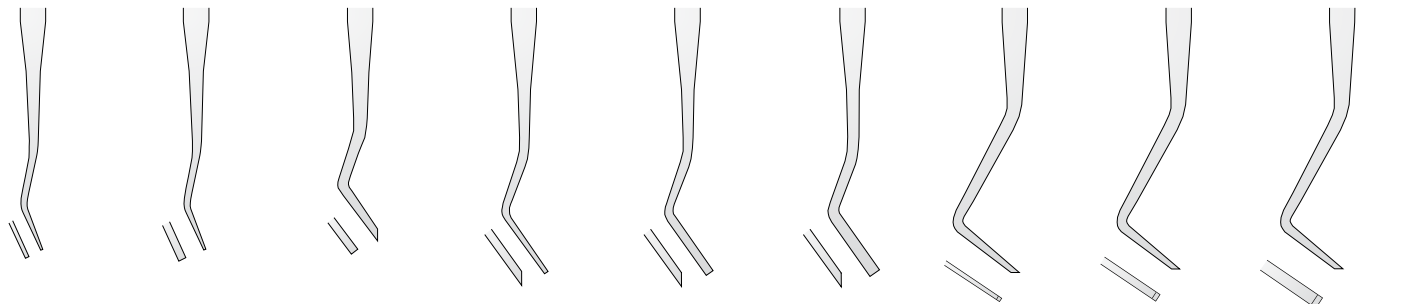
609/5

609/6

609/7

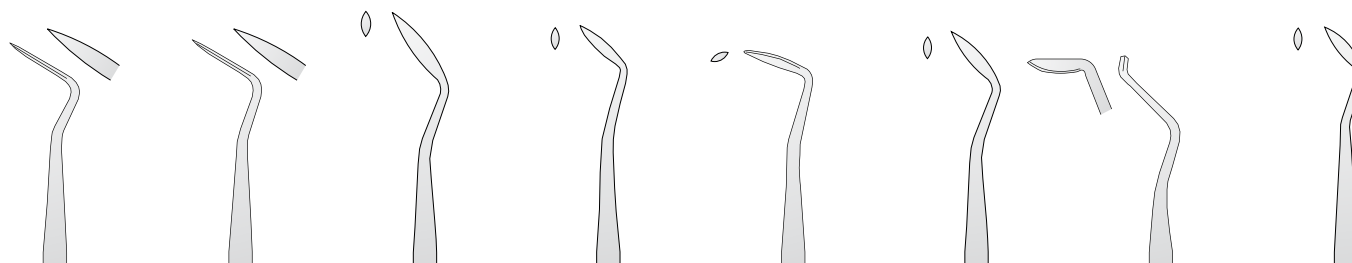
609/8

609/9



AMALGAM CARVERS

RIFINITORI PER AMALGAMA



600/1
Ward 1

600/2
Ward 1S

600/3
Ward 2

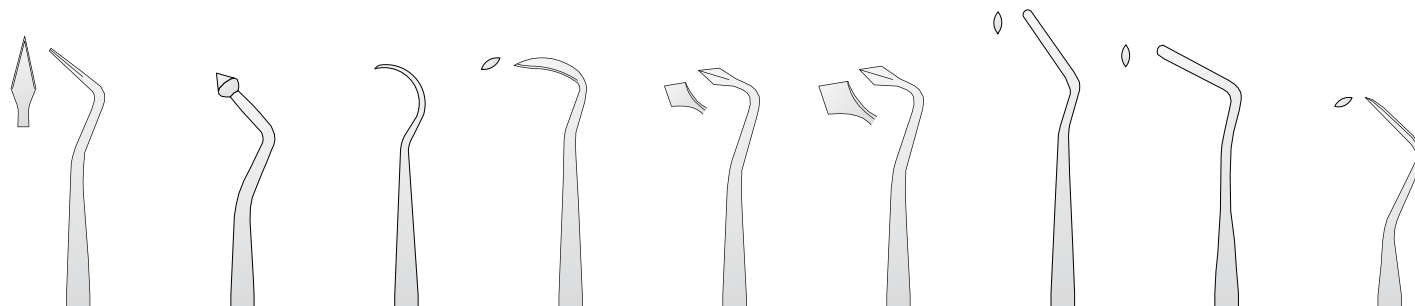
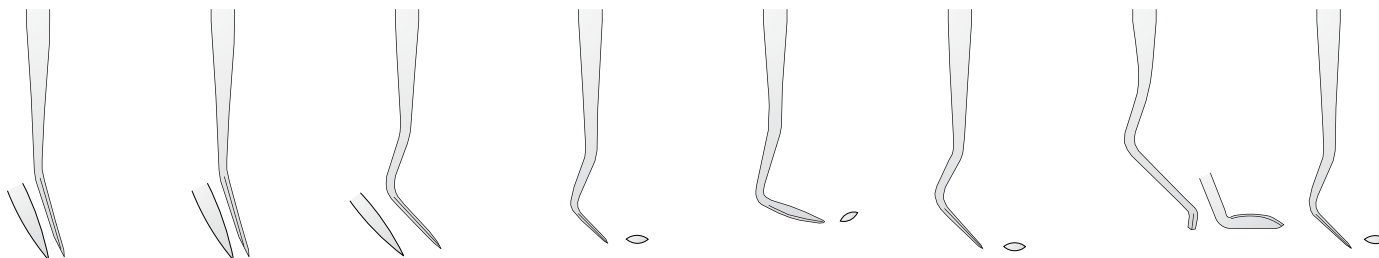
601/2
Hollenback 1/2

601/3
Hollenback 3

601/4
Hollenback 3S

603
USC 2

605/4
104



605/1
3-SHO

605/3
SHO-A

605/8
Wiland 8

607
SPR18

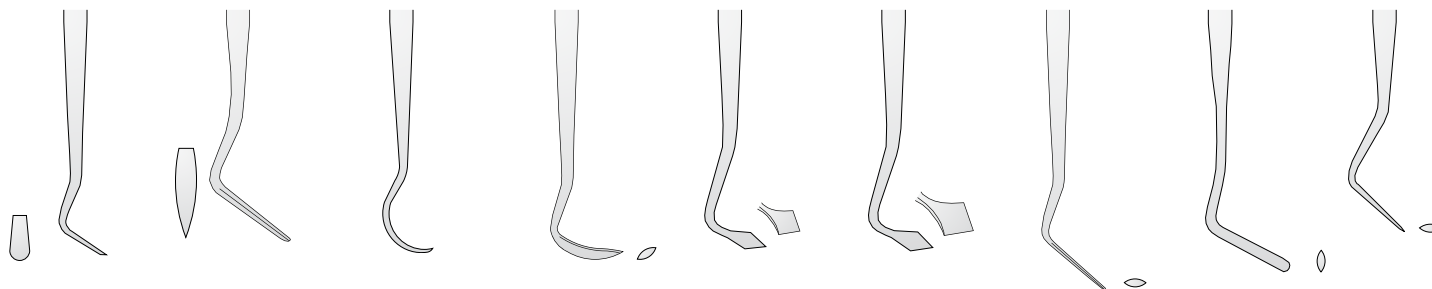
602/1
Frahm 0/1

602
Frahm 2/3

604/1
Interproximal 1
IPC1

604/2
Interproximal
Off-Angle

606/1
Mercury

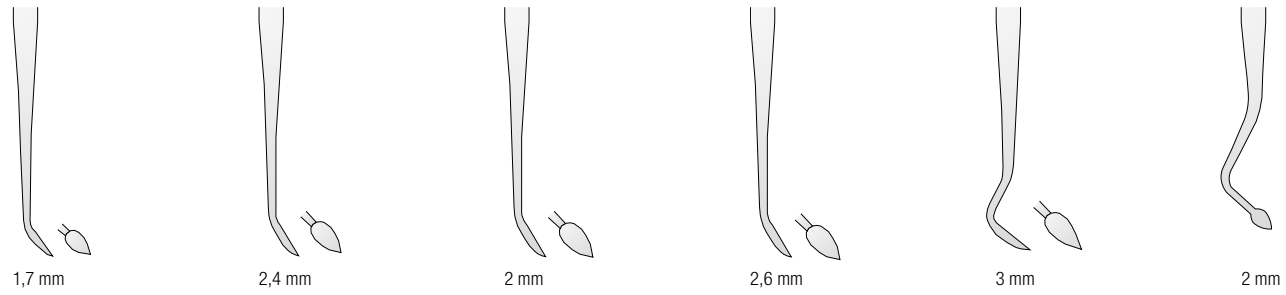


RESTORATIVE / CONSERVATIVA



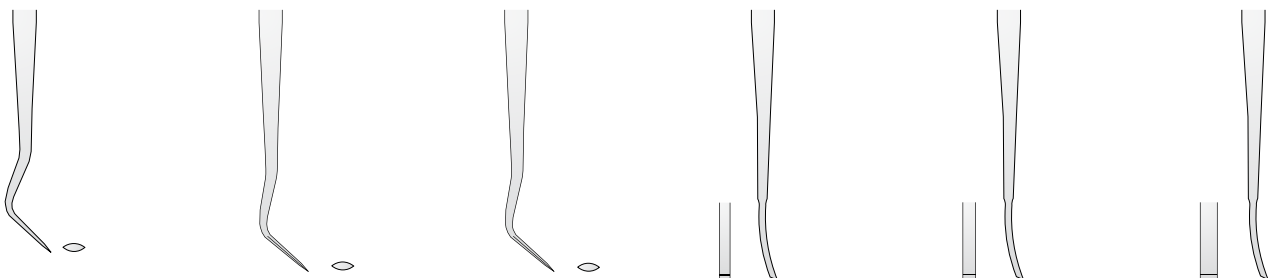
CLEOIDS - DISCOIDS

1,7 mm	2 mm	2,5 mm	2,1 mm	2,7 mm	2 mm
608/0 0	608/1 89/92	608/2 4/5	608/3 WACD	608/4 3/6	608/5 110



CHISELS

610/1 Nystrom 1	610/2 Nystrom 2	610/3 Nystrom 3	616/2 Wedelstaedt 1/2 Refine cavity preparation	616/4 Wedelstaedt 3/4 Refine cavity preparation	616/6 Wedelstaedt 5/6 Refine cavity preparation



1675/2

Amalgam basic kit

Kit per amalgama basic

Contains / Contiene:

466/1	Filling instr. Hollenback H1
466/2	Filling instr. Hollenback H2
479/29	Burnisher White
4855	Amalgam well
4864	Amalgam carrier
560/4	Explorer double 16/3
601/3	Amalgam carver Hollenback 3
980/9	Gammatrix tray Doi



1675/1

Amalgam advanced kit

Kit per amalgama advanced

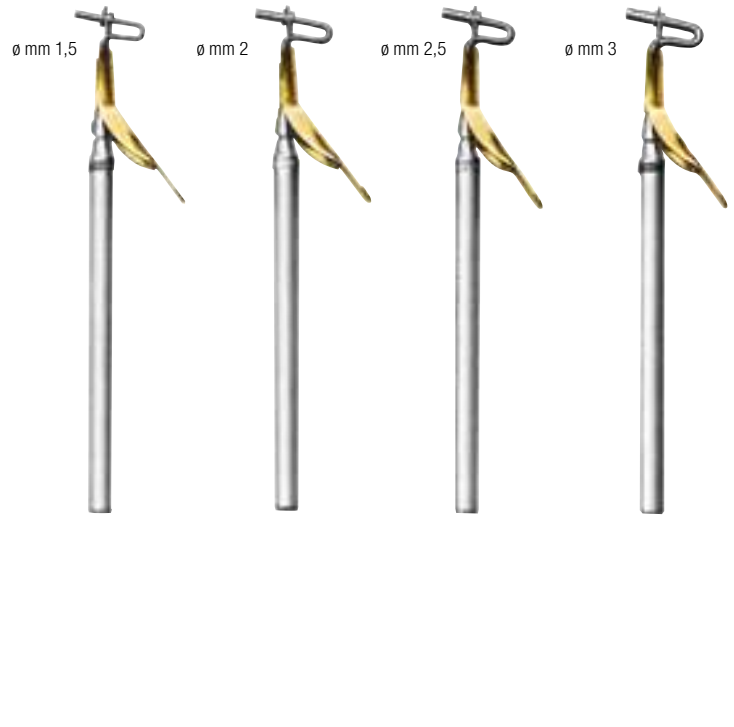
Contains / Contiene:

1024	Tweezer Meriam
3512	Scissor Iris curved
4583	Paper holder
466/1	Filling instr. Hollenback H1
466/2	Filling instr. Hollenback H2
479/29	Burnisher White
4855	Amalgam well
4864	Amalgam carrier
4905/8	Handle with mirror n.4
4967/1	Syringe Stahl
4975	Matrix retainer Tofflemire
4979/12	Matrix band Tofflemire
560/3	Explorer double
600/1	Amalgam carver Ward 1
601/2	Amalgam carver Hollenback 1/2
601/3	Amalgam carver Hollenback 3
612/28	Enamel instr. Black 28
612/29	Enamel instr. Black 29
981/20	Gammatrix tray Cinc



AMALGAM CARRIERS

SPINGI AMALGAMA



4862/1 (mm 200)

Medium/Small
Medio/Piccolo

4862/2 (mm 200)

Medium/Large
Medio/Grande

4862/3 (mm 200)

Medium/Jumbo
Medio/Enorme

4861/1 (mm 155)

Small
Piccolo

4861/2 (mm 155)

Medium
Medio

4861/3 (mm 155)

Large
Grande

4861/4 (mm 155)

Jumbo
Enorme

PLASTIC AUTOCLAVABLE PLASTICA STERILIZZABILE IN AUTOCLAVE



4867 (mm 145)

4868 (mm 130)

4859 (mm 150)
Jumbo

4856 (mm 170)
ø mm 2,50

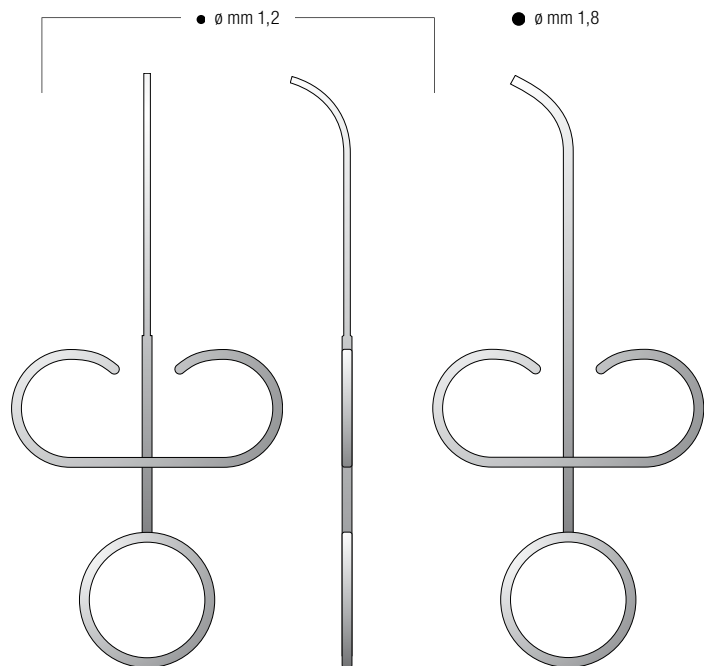
Curved 15°
Curvo 15°

4857 (mm 165)
ø mm 2,50

Curved 45°
Curvo 45°

4858 (mm 155)
ø mm 2,50

Curved 90°
Curvo 90°



4865 (mm 130)
Straight
Retta

4866 (mm 130)
Curved
Curva

4880 (mm 130)
Curved
Curva



4864 (mm 145)
Curved 15°
Curvo 15°

4869 (mm 140)
Curved 45°
Curvo 45°

4863 (mm 125)
Curved 90°
Curvo 90°



ø 30 mm



ø 30 mm



h 30 mm



h 25 mm



4855
Amalgam well in stainless steel
Mortajo per amalgama in acciaio

4854
Amalgam well in stainless steel
Mortajo per amalgama in acciaio

6300
mm 150 x 80 x 15
Mixing glass
Plastra vetro per impasti






4930
(mm 5-6-7)
Universal

Matrix retainer with cheek protector
Portamatrice con protezione delle guance



4973
(mm 5-6-7)
Ivory 8 N



4972/NS
(mm 5-6-7)
Siqueland

Narrow
Stretto



4972/WL
(mm 5-6-7)
Siqueland

Wide
Largo



4970
(mm 6)
Nystrom

Left
Sinistro



4971
(mm 6)
Nystrom

Right
Destro



4977
(mm 5-6)
Didner 8 P



4975
(mm 5-6-7)
Tofflemire
Universal



4976
(mm 5)
Tofflemire-Junior



4978
Ivory N 12



4974/5 (mm 5 x 100 cm)
4974/6 (mm 6 x 100 cm)
4974/7 (mm 7 x 100 cm)

MATRIX BANDS

MATRICI



FOR MOLARS / PER MOLARI



4979/1 (Ivory) Fig. 1



4979/2 (Ivory) Fig. 2



4979/3 (Ivory) Fig. 3

FOR PREMOLARS / PER PREMOLARI



4979/4 (Ivory) Fig. 1



4979/5 (Ivory) Fig. 2



4979/6 (Ivory) Fig. 3

THICK 0,05 MM / SPESSORE 0,05 MM
PACKAGE 12 PCS / CONFEZIONI 12 PZ

1:1 scale / Scala 1:1

FOR MOLARS AND PREMOLARS / PER MOLARI E PREMOLARI



4979/7 (Nystrom)



4979/9 (Nystrom)



4979/11 (Tofflemire)



4979/8 (Nystrom)



4979/10 (Nystrom)

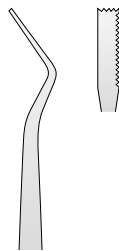


4979/12 (Tofflemire)

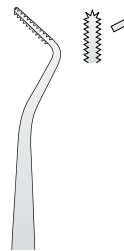


4979/13 (Tofflemire)

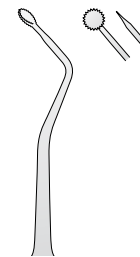
GINGIVAL CORD PACKER
STRUMENTI PER FILO
RETRATTORE



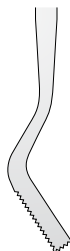
585
Squared
 Quadro



585/81
 Universal



585/MSY
Round
 Tondo



RESTORATIVE / CONSERVATIVA



THE DENTAL DAM

LA DIGA DENTALE

The **DENTAL DAM**, invented more than a century ago by Dr. Barnum, is used in dentistry to reduce contamination due to the need for the area to remain dry and isolated.

The main function of the rubber dam is to isolate the tooth being treated from its environment, in particular from the bacteria of the oral cavity: this permits a clean and dry operative field from saliva or blood.

Another function of the rubber dam is to protect the patient's airway from any materials which may fall into it during treatment. The dental dam improve the visibility of the tooth under treatment, reducing any risk for cheek and tongue.

For adhesive dentistry procedures involving bonding dental composite it is to be encouraged as the operative field must avoid moisture contamination in order to get the maximum bond strength from restorative material to tooth substance.

The dental dam is today considered a fundamental advantage for the dentist and for the patient to the point that a dental treatment is not considered fully correct if performed without the device.

MEDESYS dental dams are specifically treated to reduce the content of latex protein and therefore minimize the risk of latex skin allergies. In addition are powder free: in fact powder is used to prevent that the dams stick together, unfortunately this brings in contact with skin causing allergic reaction to sensitive patients.

La **DIGA DENTALE**, inventata oltre cento anni fa dal Dr. Barnum, è utilizzata in odontoiatria per ridurre il rischio di contaminazione e mantenere l'area in cui si sta operando in condizioni asciutte ed isolate.

La funzione principale della diga dentale è quella di isolare il dente da trattare dal suo ambiente, in particolare dai batteri del cavo orale: ciò consente un campo operatorio pulito ed asciutto senza contaminazione da sangue o saliva.

Un'altra funzione della diga dentale è di proteggere le vie aeree del paziente da tutti i materiali che possono essere ingeriti durante il trattamento. La diga migliora la visibilità del dente da trattare, spostando guance e lingua riducendone il rischio di tagliarle.

Per gli interventi di odontoiatria che coinvolgono l'utilizzo del composito dentale è da incoraggiare l'utilizzo della diga per evitare che il campo operatorio sia contaminato dall'umidità ed al fine di ottenere la massima resistenza e performance dal materiale di restauro.

La diga dentale è oggi considerata un vantaggio fondamentale per il dentista e per il paziente al punto che un trattamento dentale non viene considerato pienamente corretto se eseguito senza questo dispositivo.

Le dighe in lattice MEDESYS sono specificamente trattate per ridurre il contenuto della proteina del lattice e quindi minimizzare il rischio di allergie cutanee. Inoltre non contengono alcuna traccia di polvere per impedire che i fogli di diga si attacchino gli uni agli altri, la quale provocherebbe reazioni allergiche a pazienti sensibili.

5610/M-B

Rubber dam blue-plain
Diga dentale blu-neutra



5610/M-V

Rubber dam green-mint
Diga dentale verde-menta

ANTERIORS

ANTERIORI



5595/0

Small jaws and high bow for anteriors

Tooth / Dente:

6-7-8-9-10-11-22-23-24-25-26-27

5595/9

Most popular anterior clamp, with flat jaws

Tooth / Dente:

6-7-8-9-10-11-22-23-24-25-26-27



5595/00

Small jaws and high bow for anteriors and small premolars

Tooth / Dente:

6-7-8-9-10-11-22-23-24-25-26-27

5595/210

One small and one large jaw, for anteriors

Tooth / Dente:

6-7-8-9-10-11-22-23-24-25-26-27



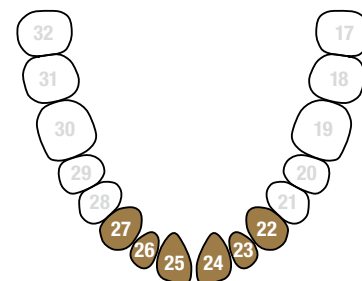
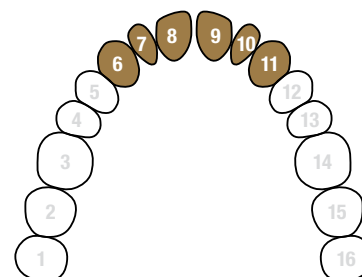
5595/212

Flat jaws for labials cavities on anteriors

Tooth / Dente:

6-7-8-9-10-11-22-23-24-25-26-27

UPPER JAW / ARCATA SUPERIORE



LOWER JAW / ARCATA INFERIORE



RESTORATIVE / CONSERVATIVA



Dr. Giuliano Corrozzato, after completing the college studies and training as a dental technician he earned a degree in dentistry at the university of Trieste with a doctoral thesis on digital radiology applied for use in the dentistry procedures. A healthcare professional with a long track record of successfully diagnosing and treating patients' dental conditions gathered in many years of cooperation with several clinics and dental teams. He now practises and manages his own dental centre providing a full range of dental treatment to patients to help them maintain oral health.

He has been regularly cooperating on many projects with MEDESYS Research and Development Department mainly in the field of conservative dentistry spending a significant amount of time evaluating and testing specialist innovative equipment.

To review Dr. Corrozzato's videos on the use and the placement of the dental dam click on www.medesys.it

Dr. Giuliano Corrozzato, dopo aver conseguito il diploma di odontotecnico, si laurea in odontoiatria all'università di Trieste con tesi di laurea in radiologia digitale applicata all'odontoiatria. Dopo molteplici collaborazioni e ottimi risultati conseguiti nell'ambito odontoiatrico, diventa titolare di un proprio studio dentistico.

Da diversi anni collabora con MEDESYS, sviluppando assieme al dipartimento di ricerca e sviluppo nuovi strumenti nel settore della odontoiatria conservativa. Per visionare i video sul montaggio della diga dentale del Dr. Corrozzato, connettersi su www.medesys.it





5595/1

General purpose for upper premolars

Tooth / Dente:
4-5-12-13



5595/1A

Deeply festooned jaws grasps premolar's roots

Tooth / Dente:
4-5-6-11-12-13-20-21-22-27-28-29



5595/2A

Flat and large jaws for lower premolars

Tooth / Dente:
20-21-28-29



5595/27

Rounded jaws for premolars

Tooth / Dente:
4-5-12-13-20-21-28-29



5595/29

Rounded and flat jaws for premolars

Tooth / Dente:
4-5-12-13-20-21-28-29



5595/206

Festooned jaws for premolars

Tooth / Dente:
4-5-12-13-20-21-28-29

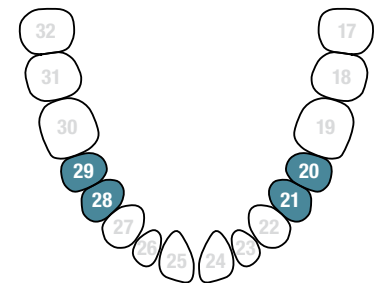
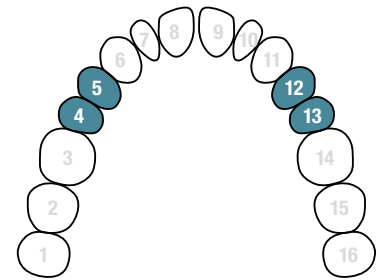


5595/208

Festooned and flat jaws for large premolars

Tooth / Dente:
4-5-12-13-20-21-28-29

UPPER JAW / ARCATA SUPERIORE



LOWER JAW / ARCATA INFERIORE



New clamps for MEDESYS dental dam, superior quality in all details. The superior quality of the stainless steel and a special temper treatment preserve the elasticity of the new MEDESYS clamps and ensure a longer endurance to stress. The anchorage holes are compatible with any type of clamp forceps; the edges are bevelled to offer more comfort during utilisation. Also the new rubber dam clamps, as all the other MEDESYS instruments, have a life time warranty against manufacture or material defects.

Nuovi uncini per diga MEDESYS, alta qualità in ogni dettaglio. Grazie all'acciaio di prima scelta ed un trattamento termico speciale, i nuovi uncini per diga MEDESYS mantengono inalterata la loro elasticità per molto tempo. I fori di ancoraggio sono universalmente compatibili con le varie forme di pinze per uncini, mentre i bordi sono smussati per un maggior comfort. Come tutti gli strumenti MEDESYS, i nuovi uncini per diga sono garantiti contro ogni eventuale difetto di materiale o lavorazione per tutta la durata della loro vita.

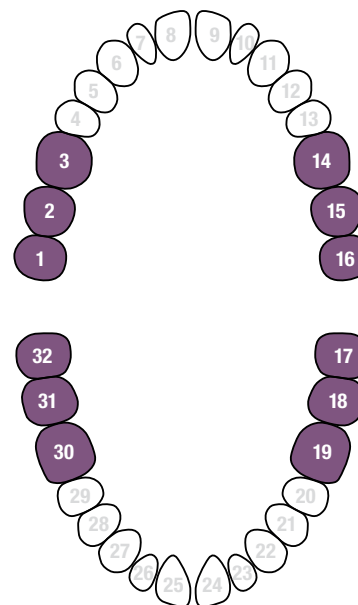


MOLARS (GENERAL)

MOLARI (GENERALE)



UPPER JAW / ARCATA SUPERIORE



LOWER JAW / ARCATA INFERIORE



5595/8A
Deeply festooned jaws
grasps root at corners
Tooth / Dente:
1-2-3-14-15-16-17-18-19-30-31-32

5595/10
Flat jaws for uppers left
and lowers right molars
Tooth / Dente:
14-15-16-30-31-32

5595/11
Flat jaws for uppers right
and lowers left molars
Tooth / Dente:
1-2-3-17-18-19



5595/14
Festooned jaws for half erupted
and undersized molars
Tooth / Dente:
1-2-3-14-15-16-17-18-19-30-31-32

5595/14A
As 14, but larger
Tooth / Dente:
1-2-3-14-15-16-17-18-19-30-31-32

5595/18
Flat jaws with round
shape, for molars
Tooth / Dente:
1-2-3-14-15-16-17-18-19-30-31-32



5595/28
Flat jaws for molars,
general purposes
Tooth / Dente:
1-2-3-14-15-16-17-18-19-30-31-32

5595/51
Flat triple jaws for molars
Tooth / Dente:
1-2-3-14-15-16-17-18-19-30-31-32

5595/W8A
Festooned jaws for molars' roots
Tooth / Dente:
1-2-3-14-15-16-17-18-19-30-31-32

On request all the MEDESYS dental clamps are available with a special anti-reflection treatment to ensure a better and clearer view during surgery (particularly indicated with dental photograph). For ordering just add "S" after the code article. Example: 5595/56 > 5595/56S

Su richiesta è possibile ottenere tutti i ganci per diga MEDESYS con trattamento superficiale anti-riflesso per migliorare la visibilità in campo operatorio (particolarmente indicato per fotografie odontoiatriche). Aggiungere la lettera "S" dopo il codice articolo. Esempio: 5595/56 > 5595/56S



Example standard finish
Esempio finitura standard
5595/56



Example satin finish
Esempio finitura satinata
5595/56S



RESTORATIVE / CONSERVATIVA

LOWER MOLARS

MOLARI INFERIORI



5595/3

Flat jaws for small lower molars

Tooth / Dente:
17-18-19-30-31-32



5595/7

Flat jaws for general purposes on lower molars

Tooth / Dente:
17-18-19-30-31-32



5595/56

Festooned jaws for large lower molars

Tooth / Dente:
17-18-19-30-31-32



5595/12A

Serrated jaws for lower right molars and partially erupted (and some) upper left

Tooth / Dente:
14-15-16-30-31-32



5595/13A

Serrated jaws for lower left molars and partially erupted (and some) upper right

Tooth / Dente:
1-2-3-17-18-19



5595/202

Flat and large jaws for large lower molars

Tooth / Dente:
17-18-19-30-31-32



5595/203

Small jaws for small right molars

Tooth / Dente:
30-31-32



5595/204

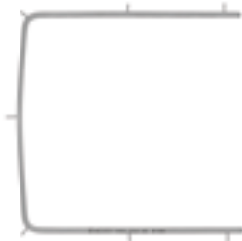
Small jaws for small left molars

Tooth / Dente:
17-18-19



5554 (mm 80x90)

Rubber dam frame small
Telaio per diga piccolo



5553 (mm 110x110)

Rubber dam frame medium
Telaio per diga medio



5552 (mm 140x140)

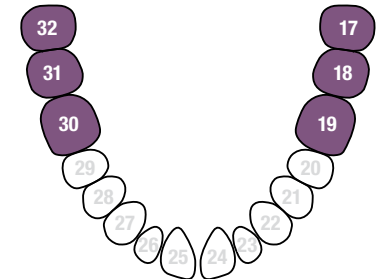
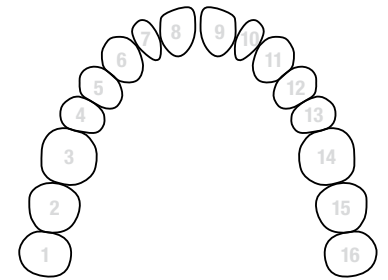
Rubber dam frame large
Telaio per diga grande



5605

St. Steel rubber dam clamps tray
Vassoio porta uncini in acciaio inox

UPPER JAW / ARCATA SUPERIORE



LOWER JAW / ARCATA INFERIORE

UPPER MOLARS

MOLARI SUPERIORI



UPPER JAW / ARCATA SUPERIORE



5595/4

Festooned jaws for small upper molars

Tooth / Dente:
1-2-3-14-15-16

5595/5

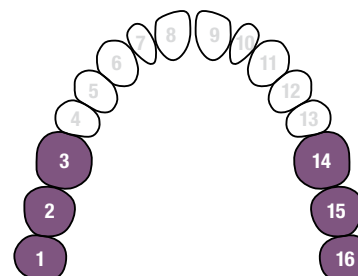
Festooned jaws for large upper molars. Jaws fit the gum curvature

Tooth / Dente:
1-2-3-14-15-16

5595/8

Festooned jaws for general purposes on upper molars. Jaws fit the gum curvature

Tooth / Dente:
1-2-3-14-15-16



5595/201

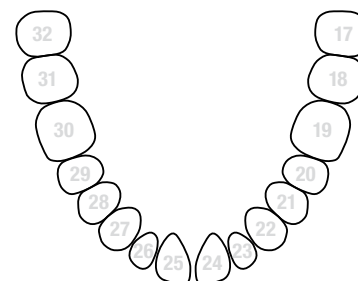
Festooned jaws for upper molars

Tooth / Dente:
1-2-3-14-15-16

5595/205

Festooned jaws for large upper molars

Tooth / Dente:
1-2-3-14-15-16



LOWER JAW / ARCATA INFERIORE

1675/10

Rubber dam kit

Kit per diga dentale

Content / Contenuto:

981/20 Gammafix tray Cinc

5550 Rubber dam punch

5551 Clamp plier

5552 Rubber dam frame

5553 Rubber dam frame

5554 Rubber dam frame

5595/00 Clamp N. 00

5595/3 Clamp N. 3

5595/4 Clamp N. 4

5595/12A Clamp N. 12A

5595/13A Clamp N. 13A

5595/27 Clamp N. 27

5595/29 Clamp N. 29

5595/210 Clamp N. 210

5595/212 Clamp N. 212

5595/W8A Clamp N. W8A

5605 Clamps tray

5610/M-V Rubber dam box (not shown)

Content can be changed upon request

Su richiesta il contenuto può essere cambiato



RESTORATIVE / CONSERVATIVA

CLAMPS FORCEPS

PINZE PER UNCINI



5551 (mm 170)
Ivory



2823 (mm 150)
For small clamps
Per uncini piccoli



5580 (mm 175)
Washington



5570 (mm 175)
Brewer



5590 (mm 175)
White

RUBBER DAM PUNCH

PINZE PER DIGA



5560/2 (mm 170)
Ainsworth

Available with smooth handle (code **5560/1**)
Disponibile con manico liscio (codice **5560/1**)



5550 (mm 160)
Ivory

CROWN REMOVERS

MARTELLETTI LEVA CORONE



Adjustable intensity of the impulse by twisting the round serrated knob.
Intensità di forza regolabile girando l'apposita rotellina zigrinata.



4569/5
Spare single loop
Ricambio singolo



4569/7
Spare double loop
Ricambio doppio



4569/9
Key
Chiave



4569/4
In kit with key and adapter
In kit con chiave e adattatore



4569/8
Adapter
Adattatore

4569 (mm 155)
In Kit whit 4569/1-2-3
In kit con punta 4569/1-2-3

4569/1

4569/2

4569/3

4569/6
In kit with key and adapter
In kit con chiave e adattatore



4572 (mm 150)
Automatic crown remover
Togli corone automatico



4572/1



4572/2



4570 in kit with
4571/1
4571/2
4571/3

4570 (mm 145)
With springs, single end
Con molla, singolo filetto



4571 in kit with
4571/1
4571/2
4571/3

4571 (mm 180)
With double end
Con doppio filetto

(1:1 scale / scala 1:1)



4571/1



4571/2



4571/3



RESTORATIVE / CONSERVATIVA

CROWN INSTRUMENTS

STRUMENTI PER CORONE



For ceramical and plastic crowns and bridges, with plastic inserts (sterilization up to 180° C).

Per ponti e corone in ceramica o plastica, inserti sterilizzabili fino a 180° C.



4564 (mm 160)

4563

1 pair plastic inserts
1 paio inserti di plastica



4565 (mm 145)



4562 (mm 140)

Universal plier for the removal of ceramic crowns and bridges
Strumenti per estrarre le corone



4562/1

Kit 3 pair plastic inserts
Kit 3 paia inserti di plastica

Universal plier for bridges and crowns removing, with positioning screw and internal spring. It is generally used with adhesive powder to increase the grip on the crown.

Pinza universale per la rimozione di ponti e corone, con vite di posizionamento e molla interna. Di norma si utilizza con la polvere adesiva per aumentare la presa sulla corona.



Plier Wynman, for placing and removing temporary crowns and bridges in tight spaces.

Pinza Wynman, adatta per collocare e rimuovere ponti e corone in spazi molto ristretti.

4568/TC (mm 160)
Wynman



Copper ring removing plier.

Pinza per rimozione anelli di rame.

4576/R
Straight
Retta

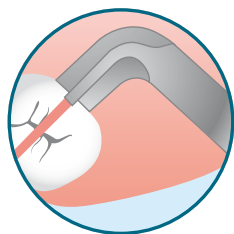
4576/A (mm 150)
Furrer
Curved
Curva



Pliers for telescope crowns. Diamond points coated.

Pinze per corone telescopiche. Punte rivestite in diamante.

4573/D (mm 125)
4574/D (mm 150)
Böhms



4577/2

4577/3



4577/4



4577/1
Universal
Universale



4575 (mm 175)
Bergh
Crown opener
Pinza apricorone



4567/R
Spare blade
Lama di ricambio

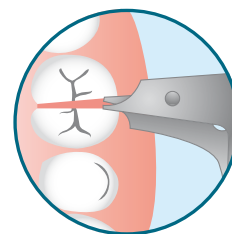
4567 (mm 180)
Montfort
Crown splitter
Tagliacorone



Crowns and bridges holding plier, with ring.

Pinza porta ponti e corone, con anello di supporto.

1580 (mm 125)



Crown opener plier: it allows to open and remove the crown in a quick and easy way. Insert the serrated tips in the line (previously made with a bur) and operate the lever.

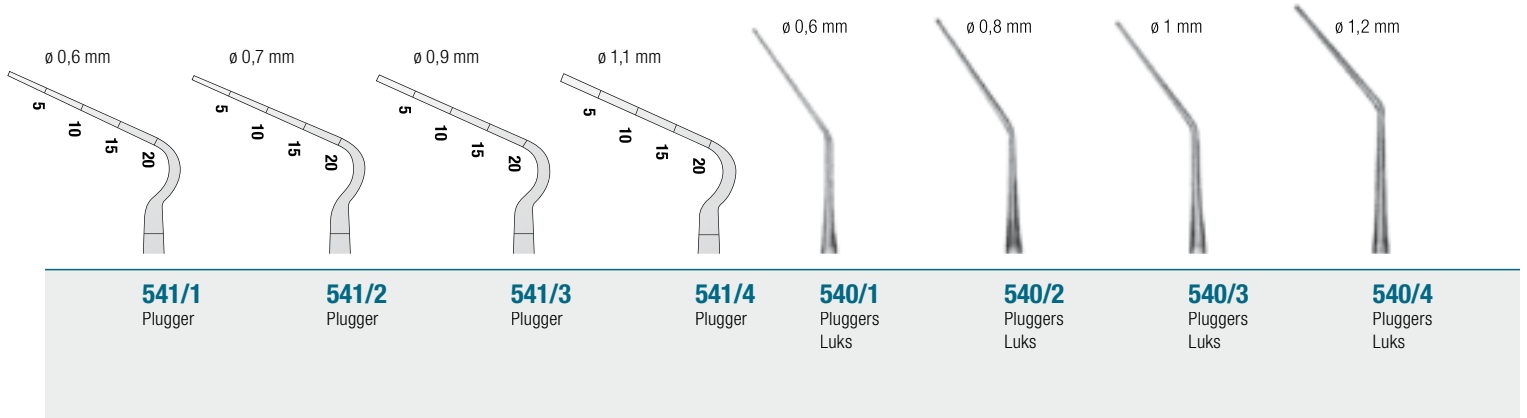
Pinza apri-corone: consente di aprire e quindi rimuovere la corona in modo semplice e veloce. Inserire le punte zigrinate nel solco (precedentemente creato con una fresa) ed azionare la pinza.

4566 (mm 150)
Crown opener
Apricorone


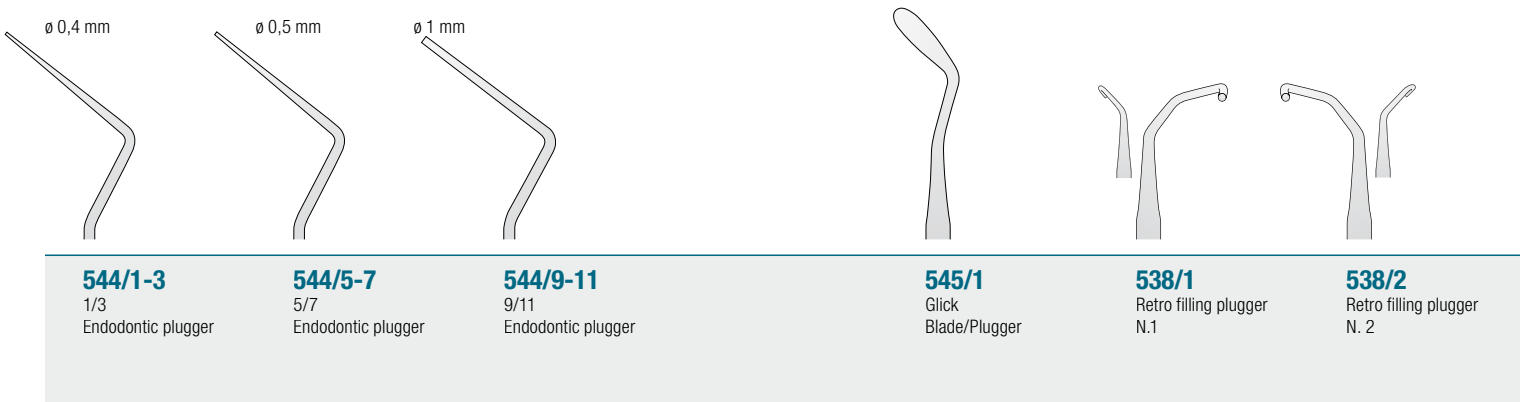
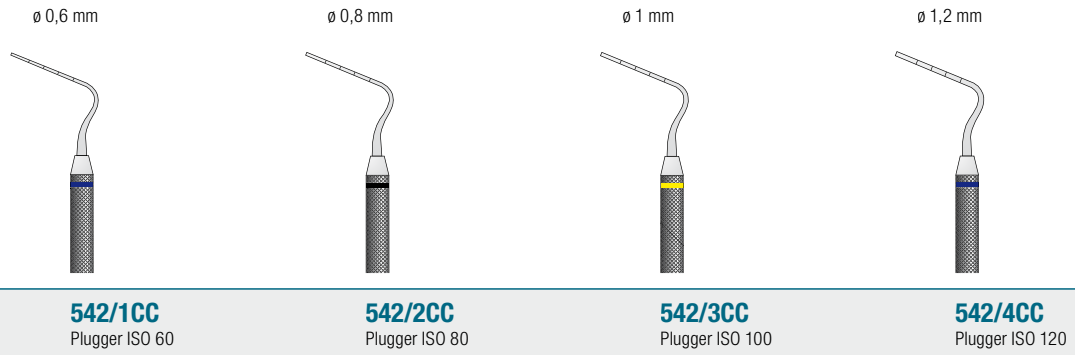


PLUGGERS

STRUMENTI CANALARI



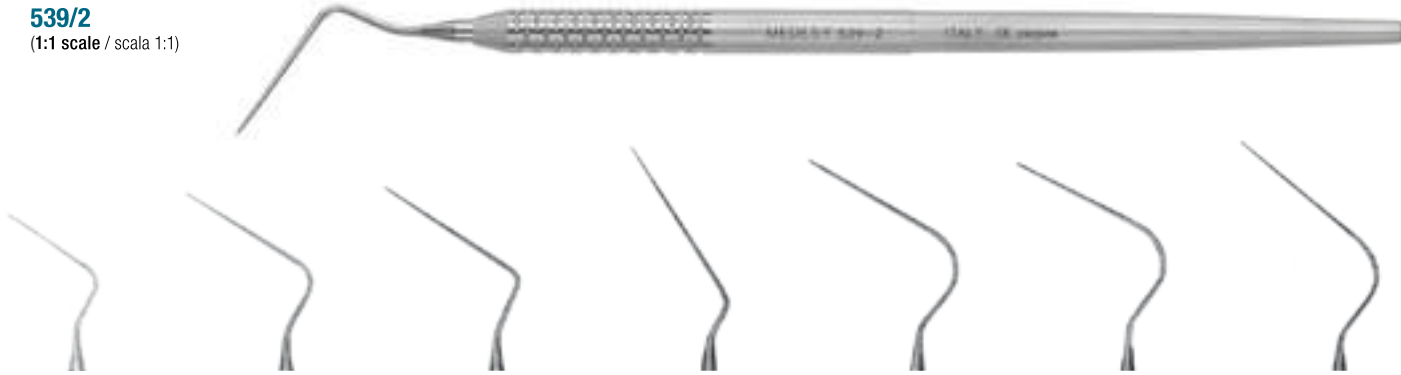
CODE COLOUR CODICE COLORE



SPREADERS
STRUMENTI CANALARI

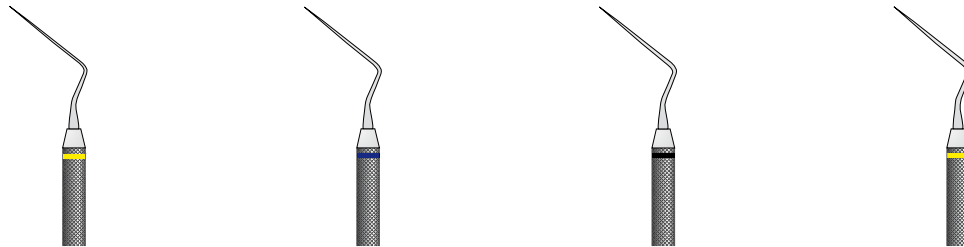


539/2
(1:1 scale / scala 1:1)



539/1 Spreader 1S	539/2 Spreader 2S	539/3 Spreader D-11	539/4 Spreader MA57	539/5 Spreader 0	539/6 Spreader 00	539/7 Spreader 3
--------------------------------	--------------------------------	----------------------------------	----------------------------------	-------------------------------	--------------------------------	-------------------------------

CODE COLOUR
CODICE COLORE



543/1CC Spreader ISO 20	543/2CC Spreader ISO 30	543/3CC Spreader ISO 40	543/4CC Spreader ISO 50
-----------------------------------	-----------------------------------	-----------------------------------	-----------------------------------

PLUGGERS



PLUGGER: recognizable from its flat tip available in different diameters; its main function is that of vertically plugging and condensing the guttaperca into the endodontic canal.

PLUGGER: si riconosce per la punta piatta, articolata in vari diametri; la funzione principale è di compattare per condensare la guttaperca verticalmente all'interno del canale endodontico.

SPREADERS



SPREADER: recognizable from its pointed tip and its stem, which is bended in many different ranges. The spreader is mostly used for the following applications: *cold working* to laterally compact the guttaperca into the endodontic canal; *heat carrier* to carry the heat into the endodontic canal through a previously heated tip.

SPREADER: si riconosce per la punta aguzza e stelo piegato in varie gradazioni. Le metodologie di applicazione più comuni sono: *uso a freddo* la cui funzione è di compattare lateralmente il cono master di guttaperca contro la parete del canale endodontico ricavando lo spazio per introdurre i coni accessori; *porta calore* la cui funzione è appunto di portare calore nel canale endodontico per mezzo della punta precedentemente scaldata.



RESTORATIVE / CONSERVATIVA

ROOT CANAL EXPLORERS
SONDE PER CANALI



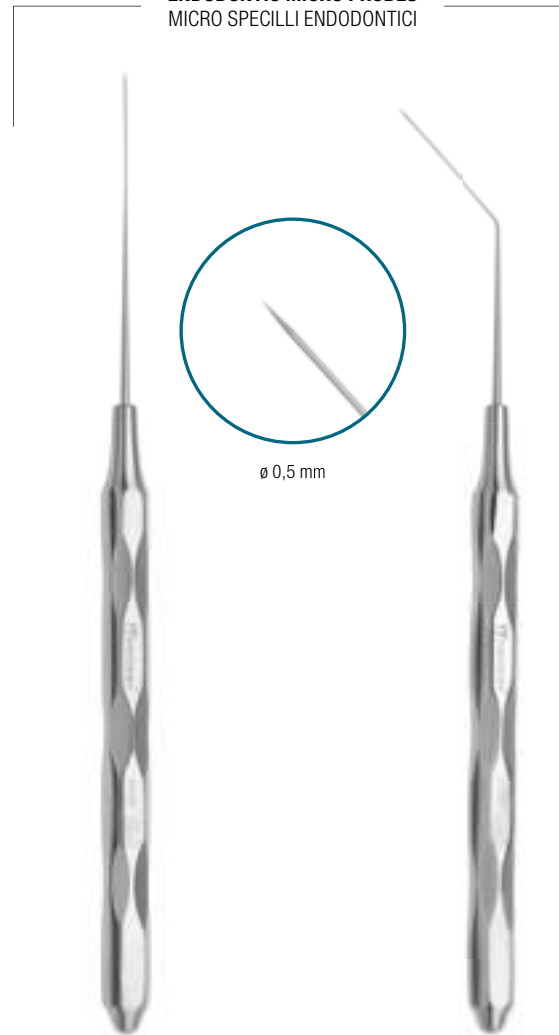
<p>565/1 DG 16/1 Endodontic explorers</p>	<p>565/2 DG 16/17 Endodontic explorers</p>	<p>565/3 DG 16/23 Endodontic explorers</p>
--	---	---



PLACEMENT INSTRUMENTS
STRUMENTI DI RIPORTO



ENDODONTIC MICRO PROBES
MICRO SPECILLI ENDODONTICI



The micro probe, thanks to its long and pointed tip, can be deeply inserted into the endodontic canal. It gives a better visibility when working with the microscope. The main application is the identification of access into root canals and to establish the position and the blocking force of broken endodontic instruments (as well as of silver pins) in root canals.

Grazie al lungo stelo ed alla punta particolarmente aguzza, questo specillo può essere inserito in profondità all'interno del canale endodontico. Non ostacola la visuale se utilizzato con il microscopio. La funzione principale è di identificare l'accesso nei canali e di stabilire l'esatta posizione degli strumenti endodontici rotti (così anche coni di argento) all'interno dei canali.

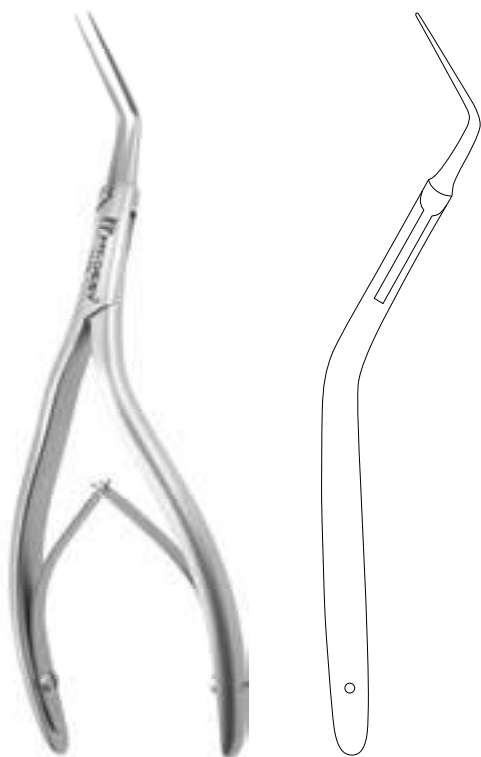
582

587

584

2171/1 (mm 205)

2171/2 (mm 195)



The thin and long tips bent at 60° against the handle enable the instrument to be introduced deeply into the root canal. The total length of the tips is 20 mm with a diameter of 0.8 mm.

Le punte assottigliate e curvate a 60° rispetto l'asse dell'impugnatura, permettono alla pinza di essere introdotta in profondità nel canale. La lunghezza totale delle punte è di 20 mm con un diametro di 0.8 mm.



The forceps have been equipped with a special set of serrated edges positioned at an acute angle, which enables a firm seizing of a broken instrument, or a silver pin in the root canal. The total length of the serrated working part is 5 mm.

La speciale zigrinatura con angoli acuti assicura una presa perfetta del frammento o della punta, all'interno del canale. La lunghezza totale della parte zigrinata è di 5 mm.



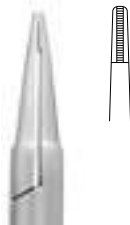
The internal pin prevents the side slipping of the tips.

Il rivetto interno evita l'accavallarsi delle punte.

2168 (mm 125)

Forceps for removing broken instruments

Pinza per rimuovere strumenti canalari rotti



2162/R (mm 135)

Straight
Retta



4902/MM (mm 125)

Mirror handle with millimeter scale
Manico per specchio con scala millimetrata



Crossed grooved
for holding points

Zigrinatura incrociata
per trattenere le punte

2162/C (mm 140)

Curved
Curva

Forceps for pins and broken nerve

Pinza per strumenti canalari e frammenti

1019 (mm 150)

Pin holding tweezers, with lock
Pinzetta per pins, con fermo



ENDODONTIC BOXES, ALUMINIUM
CONTENITORI PER ENDODONZIA, ALLUMINIO

LARGE / GRANDE
mm 204 x 105 x 54



985
Silver
Argento



986
Blue
Blu



987
Silver
Argento



988
Silver + 3 colors
Argento + 3 colori

MEDIUM / MEDIA
mm 125 x 105 x 54



989
Silver
Argento



990
Silver-Blue
Argento-Blu

SMALL / PICCOLA
mm 104 x 44 x 54



991/D
Red-Silver
Rosso-Argento



992
Silver
Argento



995
Green-Silver
Verde-Argento



993
Silver
Argento



994
Silver-Red
Argento-Rosso



996
Blue
Blu



997
Silver-Yellow
Argento-Giallo

ROUND / TONDA
mm ø 48 x h 62



6201/V
Green / Verde



6201/D
Yellow / Giallo

ROUND / TONDA
mm ø 94 x h 70



6204/R
Red / Rosso



6204/G
Silver / Argento



6200
Silver / Argento

ENDOMETER, ALUMINIUM

MISURATORE PER STRUMENTI CANALARI, ALLUMINIO



6150
ø mm 34 – h mm 48
Silver-Blue / Argento-Blu

With locking screw
Con vite di fissaggio



6160/R
mm 100 x 40 x 40
Red / Rosso

6160/B
mm 100 x 40 x 40
Blue / Blu


6160/G
mm 100 x 40 x 40
Silver / Argento




RESTORATIVE / CONSERVATIVA

CANAL INSTRUMENT / MILL HOLDER


PORTA FRESE / PORTA STRUMENTI CANALARI
mm 75 x 40



972
mm 100 x 50 x 25



967/1
48 small / 48 piccoli



967/2
48 big / 48 grandi




967/3
24 big / 24 small
24 grandi / 24 piccoli


MILL HOLDER

PORTA FRESE
mm 60 x 40


(Sold with lid)
(Venduti con coperchio)



965/1
24 small / 24 piccoli




965/2
24 big / 24 grandi




965/3
12 big / 12 small
12 grandi / 12 piccoli



965/4
Lid, not autoclavable
Coperchio, non autoclavabile



966/1
36 small / 36 piccoli



966/2
36 big / 36 grandi



966/3
18 big / 18 small
18 grandi / 18 piccoli



966/4
Lid, not autoclavable
Coperchio, non autoclavabile



1003
Endodontic tray with lid, aluminium
Vassoio per endodonzia con coperchio, alluminio
mm 257 x 116 x 16



6152
ø 40 mm – h 30 mm
Aluminium endodontic
instruments cleaners
Pulitori per strumenti
canalari in alluminio

6152/SCR
Spare part
Spugna di ricambio

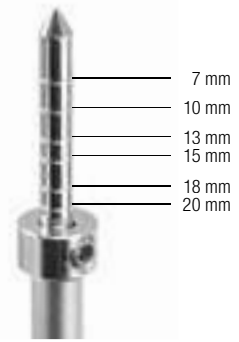




OSTEOTOMES, MEDOSS LINE

OSTEOTOMI, LINEA MEDOSS



1322/3 (mm 170)



Straight
Retto

- 1321/1** (ø 2,7 mm)
- 1321/2** (ø 3,2 mm)
- 1321/3** (ø 3,7 mm)
- 1321/4** (ø 4,2 mm)
- 1321/5** (ø 5,0 mm)

Convex
Convesso

- 1322/1** (ø 2,7 mm)
- 1322/2** (ø 3,2 mm)
- 1322/3** (ø 3,7 mm)
- 1322/4** (ø 4,2 mm)
- 1322/5** (ø 5,0 mm)

Concave
Concavo




- 1323/1** (ø 2,7 mm)
- 1323/2** (ø 3,2 mm)
- 1323/3** (ø 3,7 mm)
- 1323/4** (ø 4,2 mm)
- 1323/5** (ø 5,0 mm)

Pointed
A punta

- **Grey** / Argento – ø 2,7 mm
- **Blue** / Azzurro – ø 3,2 mm
- **Yellow** / Giallo – ø 3,7 mm
- **Orange** / Arancio – ø 4,2 mm
- **Red** / Rosso – ø 5,0 mm



1322/8 (mm 165)



Bayonet
Baionetta

- 1321/6** (ø 2,7 mm)
- 1321/7** (ø 3,2 mm)
- 1321/8** (ø 3,7 mm)
- 1321/9** (ø 4,2 mm)
- 1321/10** (ø 5,0 mm)

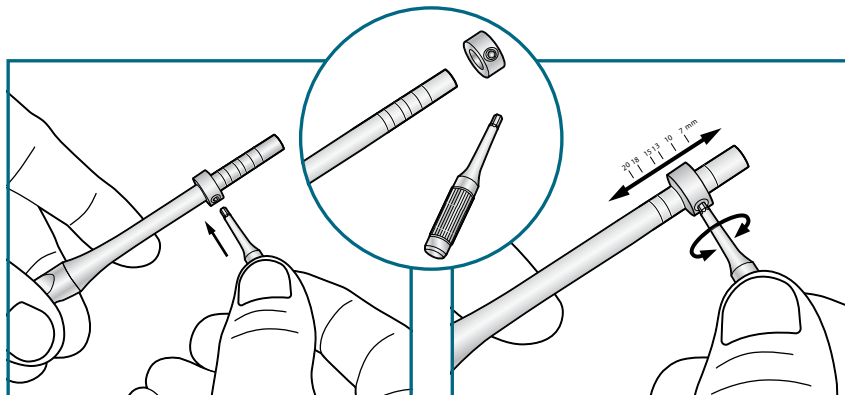
Convex
Convesso

- 1322/6** (ø 2,7 mm)
- 1322/7** (ø 3,2 mm)
- 1322/8** (ø 3,7 mm)
- 1322/9** (ø 4,2 mm)
- 1322/10** (ø 5,0 mm)

Concave
Concavo

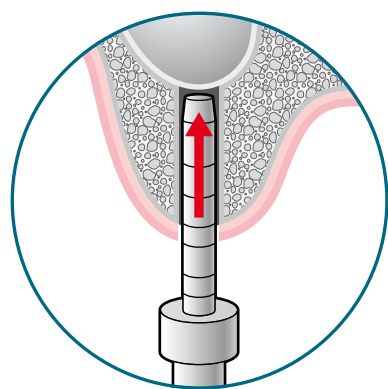
- 1323/6** (ø 2,7 mm)
- 1323/7** (ø 3,2 mm)
- 1323/8** (ø 3,7 mm)
- 1323/9** (ø 4,2 mm)
- 1323/10** (ø 5,0 mm)

Pointed
A punta

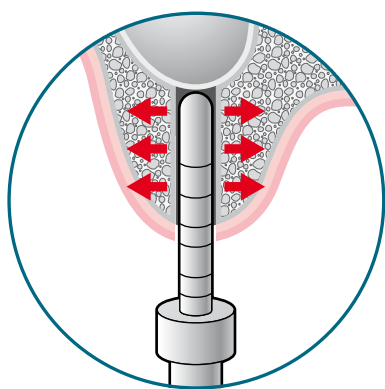


New MEDOSS osteotomes, equipped with a practical and easy blocking device extremely compact if compared to the traditional system thus ensuring a larger visual and operative field. The supplied screwdriver operates the locking and unlocking on the osteotome stopping device.

Nuovi osteotomi MEDOSS, progettati con un semplice e pratico sistema di bloccaggio: tale sistema è estremamente compatto se confrontato con il sistema tradizionale, aumentando il campo visivo ed operativo. Il cacciavite fornito in dotazione serve a bloccare e sbloccare il sistema di stop dell'osteotomo.



SINUS ELEVATION



SINUS CONDENSING

1322/KIT

Kit sinus elevation (internal)
Kit rialzo del seno mascellare

CONTENT

5 Osteotomes straight and
5 Osteotomes bayonet, concave

CONTENUTO

5 Osteotomi retti e 5 Osteotomi
a baionetta, concavi



1321/KIT

Kit sinus condensing
Kit osteotomi convessi

CONTENT

5 Osteotomes straight and
5 Osteotomes bayonet, convex

CONTENUTO

5 Osteotomi retti e 5 Osteotomi
a baionetta, convessi

OSTEOTOMES, DOUBLE LOCK

OSTEOTOMI, DOPPIO FISSAGGIO




1307/4B (mm 165)
Bayonet / Baionetta



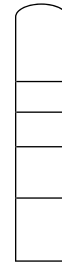
1307/1B
ø 2,7 mm



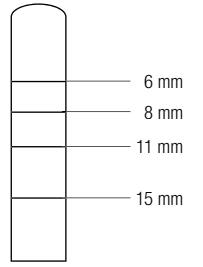
1307/2B
ø 3,2 mm



1307/3B
ø 3,7 mm




1307/4B
ø 4,2 mm




1307/5B
ø 5 mm




1307/1BCC
ø 2,7 mm



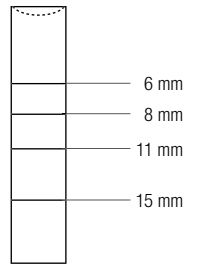
1307/2BCC
ø 3,2 mm



1307/3BCC
ø 3,7 mm



1307/4BCC
ø 4,2 mm



1307/5BCC
ø 5 mm




1307/STOP
Double lock device
Dispositivo per il doppio bloccaggio




1307/4RRC (mm 160)
Straight / Retto




1307/1RRT
ø 2,7 mm



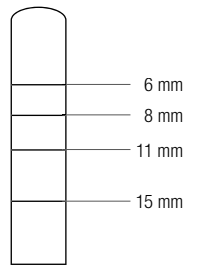
1307/2RRT
ø 3,2 mm



1307/3RRT
ø 3,7 mm



1307/4RRT
ø 4,2 mm




1307/5RRT
ø 5 mm




1307/1RRC
ø 2,7 mm



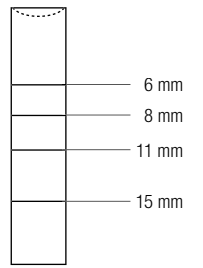
1307/2RRC
ø 3,2 mm



1307/3RRC
ø 3,7 mm



1307/4RRC
ø 4,2 mm



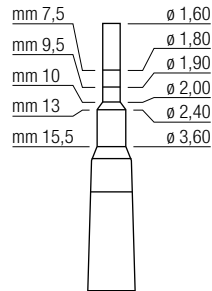
1307/5RRC
ø 5 mm

OSTEOTOMES, IMPLANT SITE DILATATORS

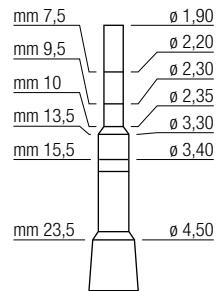
OSTEOTOMI, DILATATORI DEL SITO IMPLANTARE



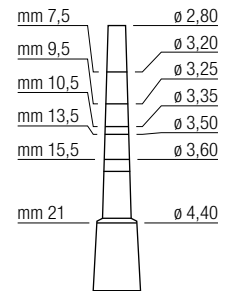
1300/2 (mm 155)



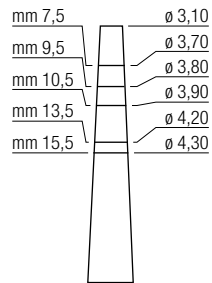
1300/1
ø 1,60-3,60 mm



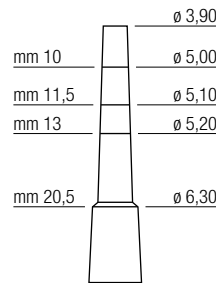
1300/2
ø 1,90-4,50 mm



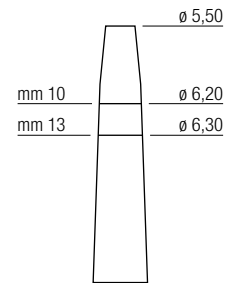
1300/3
ø 2,80-4,40 mm




1300/4
ø 3,10-4,30 mm




1300/5
ø 3,90-6,30 mm




1300/6
ø 5,50-6,30 mm



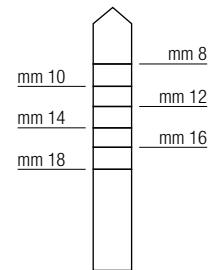
1312/1P
ø 2,00 mm



1312/2P
ø 2,70 mm



1312/3P
ø 3,25 mm



1312/4P
ø 3,8 mm



IMPLANTOLOGY / IMPLANTOLOGIA

1300/KIT

Kit implant site dilators
Kit dilatatori del sito implantare

Contains / Contiene:

- 1300/1** Osteotome n.1
- 1300/2** Osteotome n.2
- 1300/3** Osteotome n.3
- 1300/4** Osteotome n.4
- 1300/5** Osteotome n.5
- 1300/6** Osteotome n.6
- 980/9** Gammaxif tray Doi



1305/KIT

Kit osteotomes
Kit osteotomi

Contains / Contiene:

- 1307/3B** Osteotome convex \varnothing 3 mm bayonet
- 1307/3BCC** Osteotome concave \varnothing 3 mm bayonet
- 1307/3RRT** Osteotome convex \varnothing 3 mm
- 1307/3RRC** Osteotome concave \varnothing 3 mm
- 1309/1** Sinus lift n. 1
- 1309/2** Sinus lift n. 2
- 1309/3** Sinus lift n. 3
- 661/87.HL8** Bone curette Lucas n. 87
- 661/88.HL8** Bone curette Lucas n. 88
- 980/10** Gammaxif tray Tre



Content can be changed upon request
Su richiesta il contenuto può essere modificato

TREPHINE AND MUCOTOME

TREPHINE E MUCOTOMI



(1:1 scale / scala 1:1)



Code	ø int.	ø ext.
1318/2,3	2,3 mm	2,9 mm
1318/3,5	3,5 mm	4,3 mm
1318/4,1	4,1 mm	4,8 mm
1318/4,6	4,6 mm	5,4 mm
1318/5,1	5,1 mm	5,9 mm


1318/4,1

Circular mucotome to remove gum and uncover implants in order to insert the healing screw.

Mucotomo circolare per la rimozione della gengiva e scopertura degli impianti per l'inserimento della vite di guarigione.

Dental TREPHINES: facilitate the removal of sections of bone thanks to a specific very thin circular saw-like edge and precise laser printed depth markings (*Trephines code nr.1315/xx and mucotomes code nr.1318/xx are in Class IIa*).

(1:1 scale / scala 1:1)



1315/2.0 1315/3.0 1315/4.0 1315/5.0 1315/6.0 1315/7.0 1315/8.0 1315/9.0 1315/10.0

Frese carotatrici per osso TREPHINE: agevolano il prelievo osseo grazie alla particolare dentatura e tacche di profondità marcate al laser (*Le frese Trepine cod. 1315/xx ed i mucotomi cod. 1318/xx sono in Classe IIa*).

Code	ø int.	ø ext.
1315/2.0	2,0 mm	3,0 mm
1315/2.5	2,5 mm	3,5 mm
1315/3.0	3,0 mm	3,5 mm
1315/3.5	3,5 mm	4,5 mm
1315/4.0	4,0 mm	5,0 mm
1315/4.5	4,5 mm	5,5 mm
1315/5.0	5,0 mm	6,0 mm
1315/5.5	5,5 mm	6,5 mm
1315/6.0	6,0 mm	7,0 mm
1315/6.5	6,5 mm	7,5 mm
1315/7.0	7,0 mm	8,0 mm
1315/7.5	7,5 mm	8,5 mm
1315/8.0	8,0 mm	9,0 mm
1315/8.5	8,5 mm	9,5 mm
1315/9.0	9,0 mm	10,0 mm
1315/9.5	9,5 mm	10,5 mm
1315/10.0	10,0 mm	11,0 mm



Manual tissue punches
Punzone per tessuti manuale

1319/4R (ø 4 mm)
1319/5R (ø 5 mm)
1319/6R (ø 6 mm)
Keys (mm 100)

Straight
Retto

1319/4C (ø 4 mm)
1319/5C (ø 5 mm)
1319/6C (ø 6 mm)
Keys (mm 80)

Curved 90°
Curvo 90°



957/2

Plastic autoclavable up to 134°
Contains 15 pcs

Plastica autoclavabile fino a 134°
Contiene 15 pezzi




957/1

Drill case – Inox

6 pcs
6 pezzi

(2:1 scale / scala 2:1)



IMPLANTOLOGY / IMPLANTOLOGIA



BONE SCRAPER
GRATTINO PER OSSO



Bone scraper essential instrument for collecting autogenous bone used for bone-regeneration. Its unique shape and sharp blade empower the collection of the cortical bone in the device's chamber. The graft is harvested with coagulated blood for easy and safe immediate implantation.

Grattino per osso, indispensabile strumento per utilizzare osso autologo. Grazie alla sua struttura permette di rimuovere l'osso per mezzo della lama affilata e raccoglierlo nell'apposito contenitore. L'utilizzo di osso autologo sarà poi immediato.



1325 (mm 155)

Straight
Retto

1325/LR

Spare part for 1325
Ricambio per 1325

1325/A (mm150)

Curved
Curvo

1325/LRA

Spare part for 1325/A
Ricambio per 1325/A

1317/5

Medesy BSP1
Bone scoop / plugger
Cucchiaio e compattatore

BONE MILL AND BONE CRUSHER
PINZA MACINA OSSO E TRITURATORE



ø 50 mm

ø 40 mm



4895

Bone crusher for large bone pieces, inox
Trituratore per osso per porzioni grosse, inox
520 gr

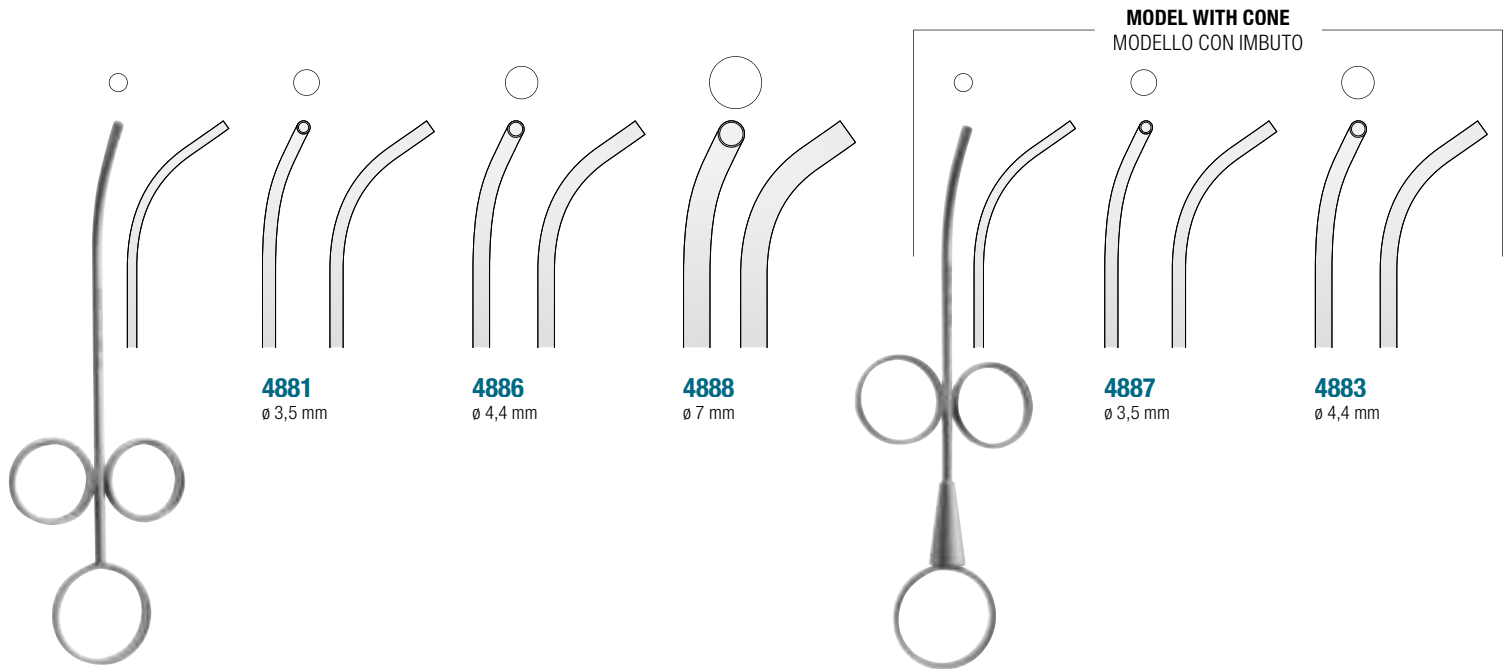
4892 (mm 175)

Bone mill forceps
Pinza macina osso

Milling part in pure Titanium
(spare parts under request)
Macinatore in puro Titanio (parti di ricambio a richiesta)

BONE INJECTORS AND COLLECTORS

INIETTORI E CONTENITORI PER OSSO



MODEL WITH CONE
MODELLO CON IMBUTO

4884 (mm 150)
ø 2,5 mm

4882 (mm 150)
ø 2,5 mm



4885/BC (mm 155)
Medesy Bone Collector
Cucchiaio per osso Medesy



675/MBC (mm 180)
Mixing and Bone Collector spatula
Spatola per mescolare e raccogliere osso



1317/3 (mm 155)
Bone scoop
Medesy BS1
Cucchiaio per osso Medesy BS1



4861/MOD (mm 155)
ø 3,5 mm
Bone injector
Iniettori d'osso



1162
60 x 50 x 15 mm
Mini tray titanium



4854
Well in stainless steel
Mortaino in acciaio



IMPLANTOLOGY / IMPLANTOLOGIA



BONE ASPIRATORS

ASPIRATORI D'OSSO

ø mm 3,90



mm 145



1331/1 (185 mm)
Bone aspirator ø 7 mm
Aspiratore d'osso ø 7 mm

1331/1F
Filter spare part ø 7 mm
Autoclavabile
Autoclavabile

1331/2 (185 mm)
Bone aspirator ø 12 mm
Aspiratore d'osso ø 12 mm

1331/2F
Filter spare part ø 12 mm
Autoclavabile
Autoclavabile

1330 (mm 270)
Bone aspirator ø 12 mm
Aspiratore d'osso ø 12 mm

1330/F
Inox autoclavable
Inox autoclavabile
ø 12 mm



1673/1

Kit aspiration
Kit aspiratori

Contains / Contiene:

- 1317/5** Bone scoop / plugger
- 1331/1** Surgical aspirator Ø 7mm
- 1331/1F** Filter
- 1331/2** Surgical aspirator Ø 12mm
- 1331/2F** Filter
- 978** Gammafix tray Un



ø 3 mm



ø 3 mm

1317/1

Medesy BP1

Bone pluggers

Compattatore per osso

1317/2

Medesy BP2

Bone pluggers

Compattatore per osso



ø 3 mm



ø 6 mm



1320/1

Bone compactor

Compattatore d'osso

1320/2

Bone compactor

Compattatore d'osso



ø 3 mm



ø 5 mm



ø 4 mm



ø 8 mm



1673/2

Kit bone management

Kit trattamento dell'osso

Contains / Contiene:

1162	Tray Titanium
1317/5	Bone scoop / plugger
1325/A	Bone scraper
1331/1	Surgical aspirator
1331/1F	Filter
4861/MOD	Bone injector Ø 3,5mm
4882	Bone injector Ø 2,5mm
980/9	Gammatrix tray Doi



SINUS LIFT INSTRUMENTS

STRUMENTI PER IL RIALZO SENO MASCELLARE



1304/902
(1:1 scale / scala 1:1)



1304/901
N. 901

1304/902
N. 902

1304/903
N. 903

1304/904
N. 904


1304/905
N. 905



“ MEDESYS IN SPOT

Sinus lift instruments are also available whit tips in titanium coated, Just add “TI” after the code.

Strumenti per il rialzo del seno mascellare sono disponibili nella versione in titanio, aggiungi “TI” dopo il codice. ”



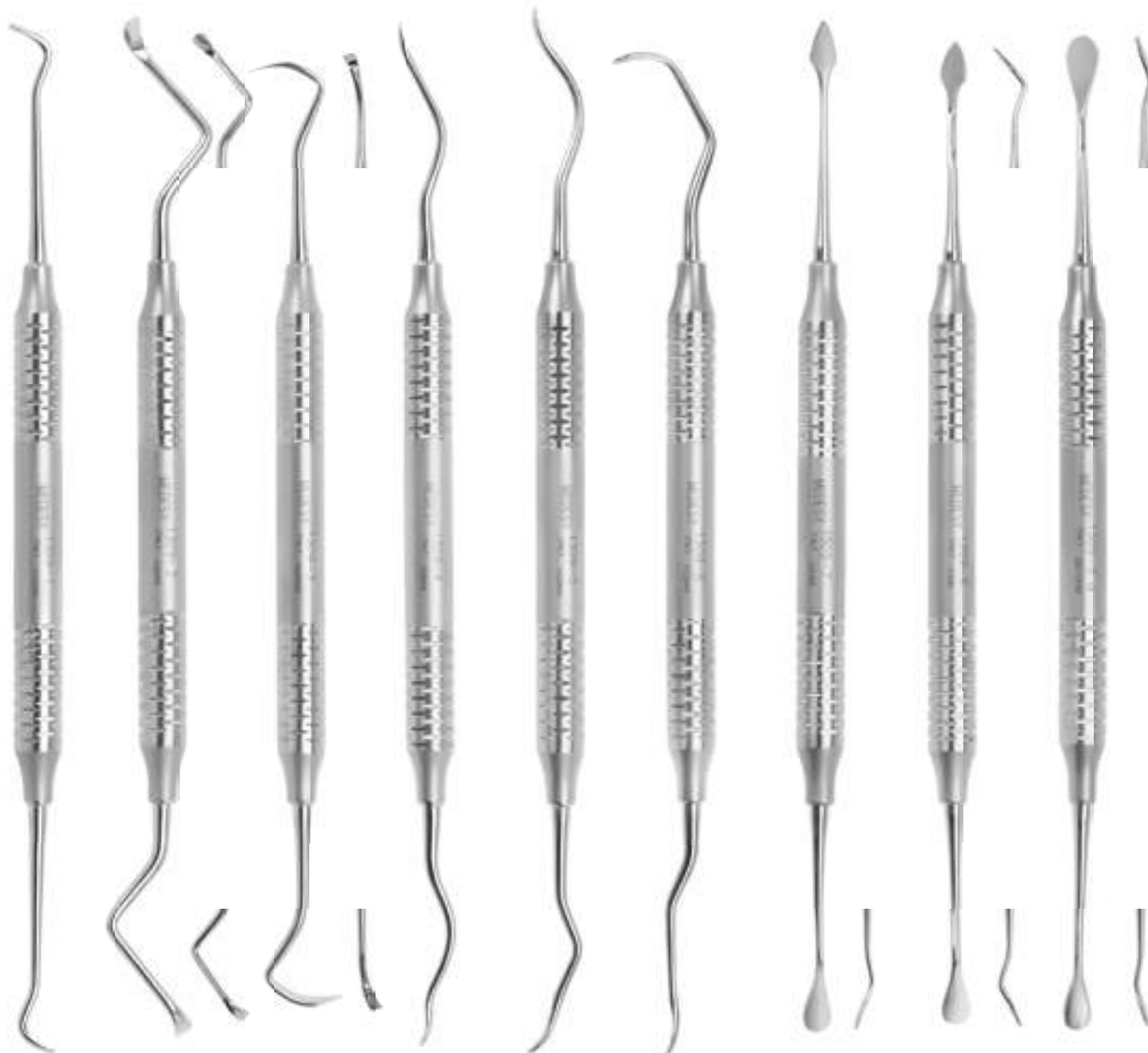

1304/KIT

Kit sinus lift
Kit rialzo del seno mascellare

Contains / Contiene:

- 1304/901** Sinus lift n.901
- 1304/902** Sinus lift n.902
- 1304/903** Sinus lift n.903
- 1304/904** Sinus lift n.904
- 1304/905** Sinus lift n.905
- 977** Tray

(1:1 scale / scala 1:1)



1309/1
N. 1

1309/2
N. 2

1309/3
N. 3

1309/4
N. 4

1309/5
N. 5

1309/6
N. 6

1309/7
Buser N. 7

1309/8
Buser N. 8


1309/9
Buser N. 9





CHISELS AND MALLETS

SCALPELLI E MARTELLI



Medesy handle, excellent grip and modern design

Manico Medesy, grip perfetto e di design



Code color, for immediate identification

Codice colore, per una immediata identificazione



mm 3,8

mm 3,8

mm 6
mm 9
mm 12
mm 14
mm 17

1340/1R (mm 170)

Straight
Retto

1340/2A (mm 170)

Curved
Curvo

mm 5

mm 5

641/1 (mm 170)

Ochsenbein

Internal
Interno

641/2 (mm 170)

Ochsenbein

External
Esterno

mm 7,5

mm 7,5

1340/3R (mm 170)

Straight
Retto

1340/4A (mm 170)

Curved
Curvo

mm 3,9

mm 4,9

941 (mm 170)

Wakefield 1W

942 (mm 170)

Wakefield 2W

mm 8
mm 10
mm 13
mm 16

Superb sharpening with deep's grade

Affilatura perfetta con scala di profondità



mm 3

mm 6

mm 9

mm 3

mm 6

mm 9

1310/1S

mm 155

Single cut
Taglio singolo

1310/2S

mm 155

Single cut
Taglio singolo

1310/3S

mm 155

Single cut
Taglio singolo

1310/4D

mm 155

Double cut
Taglio doppio

1310/5D

mm 155

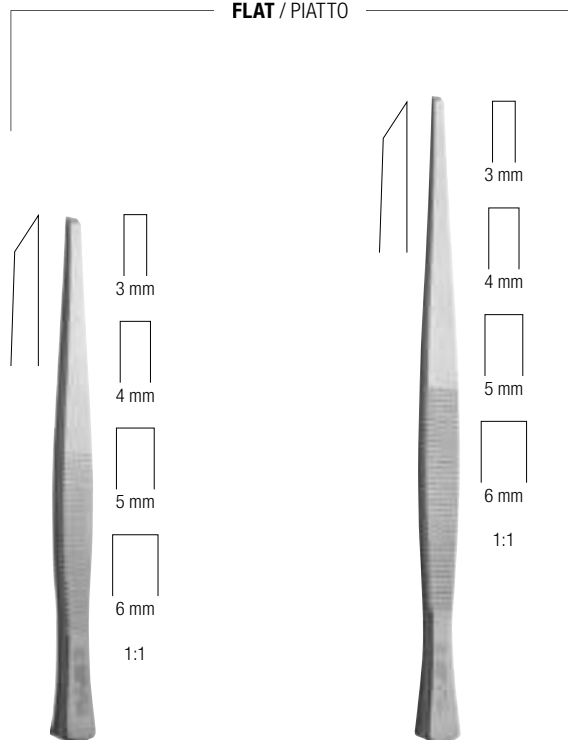
Double cut
Taglio doppio

1310/6D

mm 155

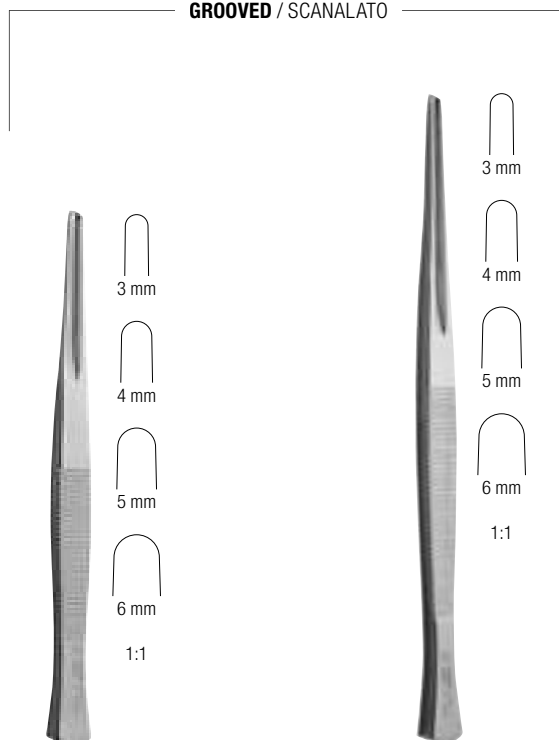
Double cut
Taglio doppio



FLAT / PIATTO


953/3 (mm 3)
953/4 (mm 4)
953/5 (mm 5)
953/6 (mm 6)
 Partsch
 mm 140

954/3 (mm 3)
954/4 (mm 4)
954/5 (mm 5)
954/6 (mm 6)
 Partsch
 mm 170

GROOVED / SCANALATO


955/3 (mm 3)
955/4 (mm 4)
955/5 (mm 5)
955/6 (mm 6)
 Partsch
 mm 140

956/3 (mm 3)
956/4 (mm 4)
956/5 (mm 5)
956/6 (mm 6)
 Partsch
 mm 170



ø 26 mm
 320 gr



ø 22 mm
 170 gr



ø 28 mm
 320 gr



ø 20 mm
 150 gr



ø 25 mm
 190 gr

950
 Mead
 mm 170

Teflon spare parts (950/R)
 Inserti in teflon intercambiabili
 (950/R)

951
 Partsch
 mm 180

Lead filled
 Con piombo

952
 Mead
 mm 180

Teflon spare parts (952/R)
 Inserti in teflon intercambiabili
 (952/R)

952/20
 Medesy
 mm 170

Teflon spare parts (952/20R)
 Inserti in teflon intercambiabili
 (952/20R)

952/25
 Medesy
 mm 170

Teflon spare parts (952/25R)
 Inserti in teflon intercambiabili
 (952/25R)



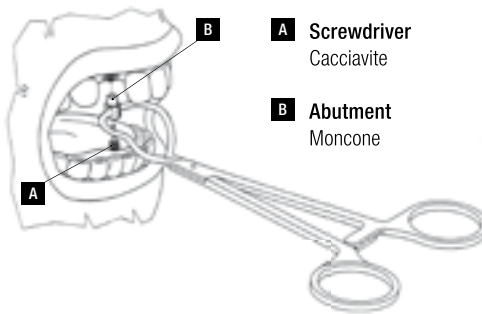
TWEEZERS FOR PINS AND ABUTMENTS

PINZETTE PER PINS E ABUTMENTS




Abutment-holder forceps: to safely hold the abutment during the spinning on the holder ensuring its insertion in the correct position.

Pinza porta moncone: trattiene il moncone protesico durante l'avvitamento agevolandone l'inserimento nel verso corretto.



A Screwdriver
Cacciavite

B Abutment
Moncone



1585 (mm 125)
Medesy


1128 (mm 160)
Pure titanium
With lock
Puro titanio
Con stop

1129 (mm 150)
Medesy
With lock
Con stop



ø mm 1,8-2,0

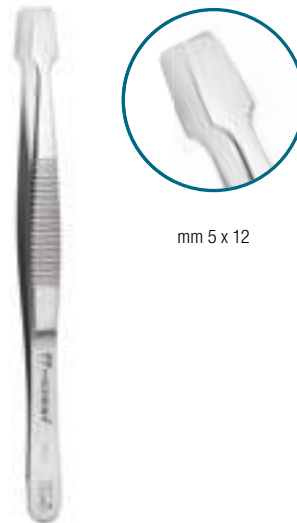
Ti



ø mm 1,8-2,0

Ti

MEMBRANE TWEEZERS PINZETTE PER MEMBRANE



mm 5 x 12



mm 5 x 12

1144/Ti (mm 155)
Pure titanium
Straight
Puro titanio
Retta

1145/Ti (mm 150)
Pure titanium
Curved
Puro titanio
Curva

1112 (mm 120)
Straight
Retta

1113 (mm 120)
Curved
Curva

CALIPERS

CALIBRI



4578 (145 mm)




4580 (155 mm)
Medesy



4987/1R (Straight / Retto)
4987/2A (Curved / Curvo)
Castroviejo (mm 85)




4995/1R (Straight / Retto)
4995/2A (Curved / Curvo)
Castroviejo (mm 180)




1301 (mm 160)

Instrument to measure
the depth of bony tunnel
Profondimetro per tunnel osseo

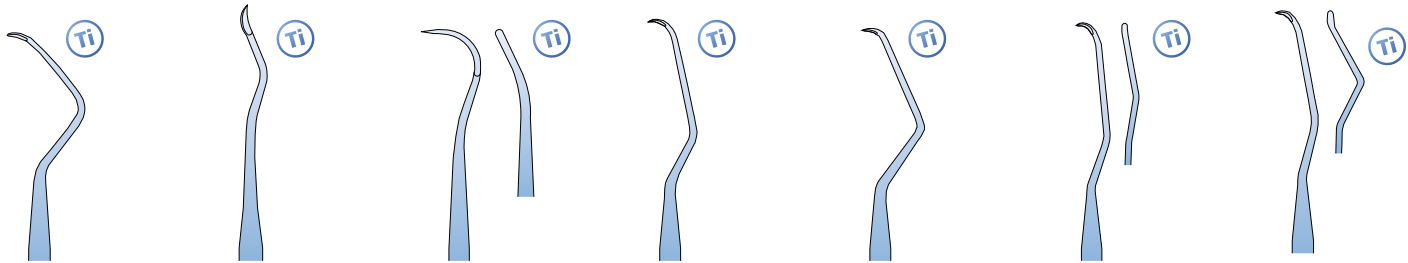


4989 (mm 125)
Caliper round
Calibro tondo



IMPLANTOLOGY / IMPLANTOLOGIA

651/11Ti.HL8
(1:1 scale / scala 1:1)



627/4Ti.HL8
627/4Ti.HL10
Columbia 4R/4L

Titanium
Titanio

640/5Ti.HL8
640/5Ti.HL10
Scaler 204 SD

Titanium
Titanio

651/11Ti.HL8
651/11Ti.HL10
Scaler H6/7

Titanium
Titanio

669/5-6Ti.HL8
669/5-6Ti.HL10
Gracey Short type

Titanium
Titanio

669/7-8Ti.HL8
669/7-8Ti.HL10
Gracey Short type

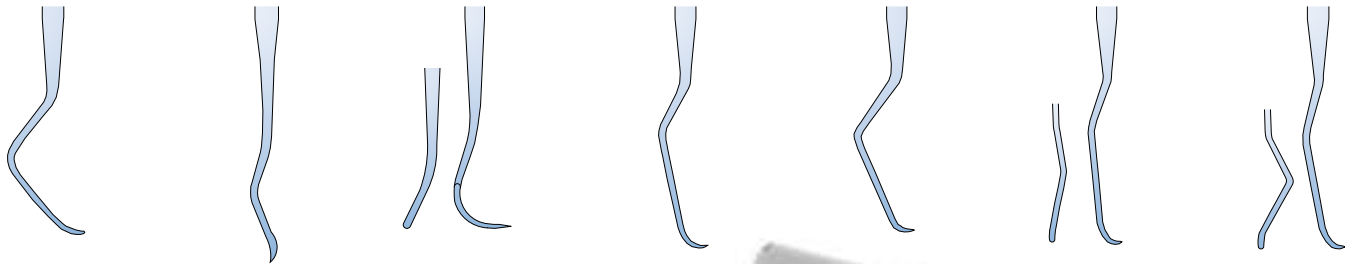
Titanium
Titanio

669/11-12Ti.HL8
669/11-12Ti.HL10
Gracey Short type

Titanium
Titanio

669/13-14Ti.HL8
669/13-14Ti.HL10
Gracey Short type

Titanium
Titanio



The bacterial aggression observed on the neck portion of the implants is similar to the bacterial aggression observable at the muco-gingival junction of the tooth. The stainless steel instruments may contaminate the titanium made implants while plastic instruments do not fully remove the failing tissues around the implant. Hence the need of using instruments made of titanium, the unique solution for a real efficient and fully safe handling on and close to the implants sites. Blue colour for a simple and fast identification of titanium tips, from standard grey of stainless steel. MEDESYS Perimplantite kit includes 4 curettes "Short Type"; 1 curette Columbia; 2 Scalers; 1 periodontal probe.

L'aggressione batterica osservata nel collo degli impianti è simile a quella presente a livello della giunzione muco gengivale del dente. Gli strumenti in acciaio possono contaminare il titanio degli impianti, mentre quelli in plastica non sono in grado di rimuovere in modo efficiente la parte in oggetto. Da qui la necessità di usare strumenti in titanio, la soluzione sicuramente più adeguata per una gestione del problema efficiente ed in piena sicurezza in prossimità degli impianti. Il colore blu delle punte, serve per identificare in modo semplice e sicuro il titanio impiegato, rispetto al tradizionale acciaio. Il kit Perimplantite di MEDESYS è composto da: 4 curettes "Tipo Corto"; 1 curette Columbia; 2 scaler; 1 sonda parodontale.

1671/3

Perimplantite Kit
Kit Perimplantite

Contains / Contiene:

- | | |
|-------------------------|---------------------------------|
| 548/4 PT | Probe CP15 |
| 627/4Ti.HL8 | Curette Columbia 4R/4L Titanium |
| 651/11Ti.HL8 | Scaler H6-H7 Titanium |
| 669/5-6Ti.HL10 | Gracey short type Titanium |
| 669/7-8Ti.HL10 | Gracey short type Titanium |
| 669/11-12Ti.HL10 | Gracey short type Titanium |
| 669/13-14Ti.HL10 | Gracey short type Titanium |
| 980/9 | Gammatrix tray Doi |



KIT PERIMPLANTITE

TITANIUM INSTRUMENTS

STRUMENTI IN TITANIO



PURE TITANIUM / PURO TITANIO

(1:1 scale / scala 1:1)

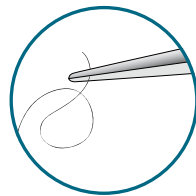
(1:1 scale / scala 1:1)




1140
mm 150
Micro tweezer titanium
Straight
Micro pinzetta titanium
Retta



1141
mm 150
Micro tweezer titanium
Curved
Micro pinzetta titanium
Curva



1970
mm 180
Micro scissors titanium
Straight
Micro forbici titanium
Retta



1971
mm 180
Micro scissors titanium
Curved
Micro forbici titanium
Curva



2010
mm 180
Micro needleholder titanium
Straight
Micro porta-ago titanium
Retta



2012
mm 180
Micro needleholder titanium
Curved
Micro porta-ago titanium
Curva



IMPLANTOLOGY / IMPLANTOLOGIA

BONE GRAFT HOLDING PLIERS

PINZA TRATTIENI OSSO



1540 (mm 220)
Arnhold

Straight
Retta



1541 (mm 220)
Arnhold

Curved
Curva



For placing screws on bone blocks
Per fissare viti in blocchetti d'osso



1542 (mm 200)
Arnhold

Curved
Curva


1350/KIT

Kit bone splitting

Kit per osso

Contains / Contiene:

1304/901	Sinus lift n.901
1304/902	Sinus lift n.902
1304/905-Ti	Sinus lift n.905 Titanium
1310/1S	Chisel 3 mm
1310/2S	Chisel 6 mm
1310/3S	Chisel 9 mm
3809	Bone rongeur Micro Friedman
941	Chisel Wakefield 1W
942	Chisel Wakefield 2W
952/25	Hammer Medesy
981/19	Gammatrix tray Quatri



1955/KIT

Kit bone split and sinus lift

Kit per osso e rialzo del seno mascellare

Contains / Contiene:

1304/902	Sinus lift n.902
1304/905	Sinus lift n.905
1309/7	Sinus lift n.7
1310/5D	Chisel 6 mm
1310/6D	Chisel 9 mm
1340/1R	Chisel 1R
1340/2A	Chisel 2A
1340/3R	Chisel 3R
1340/4A	Chisel 4A
980/10	Gammatrix tray Tre





1673/5

Kit osteotomes & sinus elevation

Kit osteotomi e rialzo del seno mascellare

Contains / Contiene:

1322/1	Osteotome concave \varnothing 2,7 mm
1322/2	Osteotome concave \varnothing 3,2 mm
1322/3	Osteotome concave \varnothing 3,7 mm
1322/4	Osteotome concave \varnothing 4,2 mm
1322/5	Osteotome concave \varnothing 5,0 mm
1322/6	Osteotome concave \varnothing 2,7 mm bayonet
1322/7	Osteotome concave \varnothing 3,2 mm bayonet
1322/8	Osteotome concave \varnothing 3,7 mm bayonet
1322/9	Osteotome concave \varnothing 4,2 mm bayonet
1322/10	Osteotome concave \varnothing 5,0 mm bayonet
4883	Bone injector \varnothing 4,4 mm
4887	Bone injector \varnothing 3,5 mm
952	Hammer Mead
981/19	Gammatrix tray Quatri



1673/7

Kit sinus advanced

Kit sinus advanced

Contains / Contiene:

1309/1	Sinus lift n.1
1309/2	Sinus lift n.2
1309/7	Sinus lift n.7
1321/2	Osteotome convex \varnothing 3,2mm
1321/3	Osteotome convex \varnothing 3,7mm
1321/7	Osteotome convex \varnothing 3,2mm bayonet
1321/8	Osteotome convex \varnothing 3,7mm bayonet
1322/2	Osteotome concave \varnothing 3,2mm
1322/3	Osteotome concave \varnothing 3,7mm
1322/7	Osteotome concave \varnothing 3,2mm bayonet
1322/8	Osteotome concave \varnothing 3,7mm bayonet
661/85.HL8	Bone curette Lucas n.85
661/86.HL8	Bone curette Lucas n.86
661/87.HL8	Bone curette Lucas n.87
952	Hammer Mead
981/19	Gammatrix tray Quatri



ORTHODONTICS / ORTODONZIA




TC inserts on cutters and distal ends, electro-welded by utilizing the most advanced technologies. A wide range of cutters and distal ends offering different cutting functions.

Inserti in TC per tronchesi e distali, elettro-saldati con le più moderne tecnologie. Tronchesi e distali articolati in vari modelli aventi differenti capacità di taglio.



New rhombus design for MEDESYS's distal ends: a lighter and thinner shape for a better use.

Nuova forma romboidale per i distali MEDESYS: sagoma alleggerita e assottigliata per un migliore utilizzo.




The sophisticated hand crafted BOX-JOINT system which characterizes our CENTURY LINE, ensures a higher stability of the instrument, safer use, longer duration and preserves the tips perfectly aligned.

Laborioso sistema di assemblaggio BOX-JOINT che caratterizza la nostra CENTURY LINE, garantisce affidabilità e lungo utilizzo della pinza, mantenendo le punte perfettamente allineate.



A special glass-microspheres surface treatment adds to the instrument an anti-glare and elegant finishing.

Finitura superficiale a microsferi di vetro, per ottenere un'ottima superficie pregiata ed anti-riflesso.



The golden handles, in line with the international standard codes, to identify that TC inserts have been welded on the cutting or working parts of the instrument.

I gambi dorati indicano secondo un codice internazionale l'inserimento di placche in TC nella parte lavorante o tagliente.



Century line

SPECIFICATIONS ON THE CODES

SPECIFICHE SUI CODICI

Code Codice	3000/47 TC
Type Modello	N. 64
Thickness of wire Spessore del filo	Ø max 0,7 mm
Length of the instrument Lunghezza dello strumento	(mm 140)



Yellow color for TC instruments
Colore giallo per strumenti in TC

Grey color for standard instruments
Colore grigio per strumenti tradizionali



DISTAL END CUTTERS

TRONCHESINI DISTALI CON RITENUTA



3000/64 TC

(1:1 scale / scala 1:1)

1:1 scale



3000/64 TC

Distal end cutter.
Rhombus design N. 64.

ø max 0,55 x 0,64 mm
(mm 125)

1:1 scale

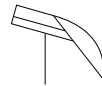


3000/67 TC

Distal end cutter.
Rhombus design N. 67.

ø max 0,55 x 0,64 mm
(mm 125)

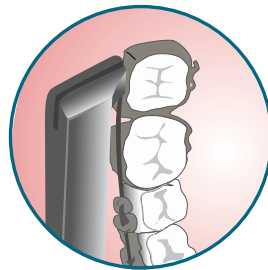
1:1 scale



3000/67 TC LL

Distal end cutter.
Rhombus design N. 67.
Long handle.

ø max 0,55 x 0,64 mm
(mm 150)



1:1 scale

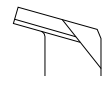


3000/88 TC

Distal end cutter.
Rhombus design N. 88.

ø max 0,55 x 0,64 mm
(mm 125)

1:1 scale

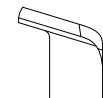


3000/77 TC

Distal end cutter.
Rhombus design N. 77.

ø max 0,55 x 0,64 mm
(mm 125)

1:1 scale



3000/69 TC

Distal End cutter specifically
designed for NITI wires, cut
and hold NITI wires safely.

NiTi wires, 0,12" and 0,14"
(mm 125)



ORTHODONTICS / ORTODONZIA



WIRE CUTTERS

TRONCHESINI

PIN AND LIGATURE CUTTERS

3000/89 TC

(1:1 scale / scala 1:1)



3000/89 TC

ø max 0,3 mm
(mm 120)

Delicate cutter, specially designed for the removal of soft stainless steel ligatures.



3000/91 TC

ø max 0,3 mm
(mm 125)

Delicate cutter with a fine tip for easier access to difficult areas. Cut elastics, ligatures, pins and wire.



3000/99 TC

ø max 0,5 mm
(mm 130)

Medium cutter ensuring accurate and precision cutting of elastics, ligatures, pins and wire.



3000/85 TC

ø max 0,3 mm
(mm 130)

Standard cutter with slim profile, allowing an easy access and better view of the oral cavity.



15°



3000/85 TC - 15°

ø max 0,3 mm
(mm 130)

Angled 15°

Same as 85TC, but with a 15° offset tip enhancing a better access in difficult areas

“ MEDESYS IN SPOT

Conversion chart

Scala di conversione


mm	Inch
0,3	0,012"
0,4	0,016"
0,5	0,020"
0,6	0,024"
0,7	0,028"
0,8	0,031"
0,9	0,035"
1,0	0,039"

”

HARD WIRE CUTTERS



3000/87 TC
(1:1 scale / scala 1:1)

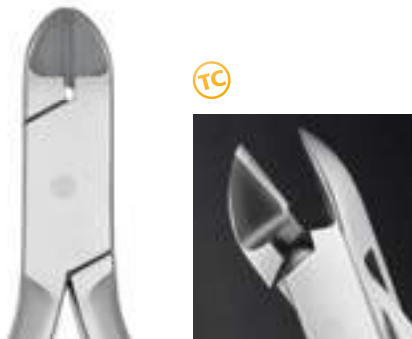


3000/94 TC

ø max 0,5 mm
(mm 130)

Angled 15°

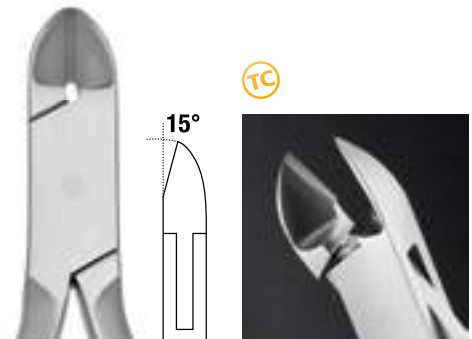
Medium cutter with rounded and slim tip. 15° offset tips help in posterior area.



3000/87 TC

ø max 0,7 mm
(mm 130)

Suitable for cutting archwires or pins of any size. TC inserts ensuring longer duration.




3000/87 TC - 15°

ø max 0,7 mm
(mm 130)

Angled 15°

Same as 87TC, but with a 15° offset tip enhancing a better access in difficult areas


HARD STEEL



3000/92 TC

ø max 1,0 mm
(mm 140)

For front cutting of heavy wires.



3000/18 TC

ø max 1,0 mm
(mm 155)

For an easy cutting of any size of archwire or pin. 15° offset tips for an easier access to the posterior area.



9952/160 TC

ø max 1,2 mm
(mm 160)

Triple action system for heavy wires, reduce effort on cutting.



3000/31

(1:1 scale / scala 1:1)



3000/31

Weingart
ø max 0,5 mm
(mm 140)

Versatile utility plier with very fine serration.

3000/32

Weingart – Slim
ø max 0,5 mm
(mm 145)

Weingart with fine points.

3000/25 TC

Weingart angled
ø max 0,5 mm
(mm 140)

Weingart with TC tips, indicated also for placement and removal of archwires, because of the tapered angular design.



3000/84

How plier – Straight
ø max 0,7 mm
(mm 140)

Utility plier with round and serrated tips. Ideal for removal and placement of the archwires. Grasping all types of auxiliaries attachments.

3000/72

How plier – Angled
ø max 0,7 mm
(mm 140)

45° angled tips for convenient access to lingual and others difficult posteriors areas.

“ MEDESY IN SPOT

Synthetic lubricant oil specially developed and made for high precision articulations. If regularly used, the lubricant oil extends the life and efficiency of the instruments.

Olio sintetico lubrificante appositamente studiato e realizzato per micro snodi meccanici ad elevata precisione. Usato regolarmente prolunga la durata e l'efficienza dello strumento. ”



4150

250 ml

Drop bottle
Formato a caduta

WIRE BENDING PLIERS

PINZE PIEGA FILI



3000/39 TC

(1:1 scale / scala 1:1)




3000/23

Adams
 ø max 0,4 mm
 (mm 125)

Squared beaks, clasp and wire bending plier.



TC



3000/23 TC

Adams
 ø max 0,4 mm
 (mm 125)

Squared beaks, clasp and wire bending plier, TC inserts.




TC



3000/47 TC

N.64
 ø max 0,7 mm
 (mm 140)

Squared beaks, heavy type, TC inserts.



3000/39 TC

Angle N.139
 ø max 0,7 mm
 (mm 125)

Bird beak plier, cone and pyramidal tips in TC. Indicated for loops and general bending of round wires.



TC



3000/86 TC

Angle N.138
 ø max 0,7 mm
 (mm 125)

Long bird beaks for light wire. TC inserts.



3000/21

ø max 0,7 mm
 (mm 130)

4 grooved bird beaks used to form precise loops in round, squared or rectangular light wire.



ORTHODONTICS / ORTODONZIA

3000/54

(1:1 scale / scala 1:1)



3000/40C TC

Tweed
 ø max 0,4 mm
 (mm 135)

With cutter

Ideal with round and square wire, for making consistent uniform loops. Section tips 1,2-1,8-2,0 mm.

3000/38C TC

ø max 0,6 mm
 (mm 130)

With cutter

Light wire cutting and contouring plier. For round wire, to bend small ø loops. Contouring of loops and arches up to 0,55 x 0,64 mm.

3000/46C TC

Angle
 ø max 0,5 mm
 (mm 130)

With cutter

Bird beak with cutter and TC inserts.



3000/57

Aderer – Short
 ø max 0,6 mm
 (mm 120)

3 jaw plier – Short. Lightly rounded tips, for contouring and bending without damaging the archwire.

3000/54

Aderer – Long
 ø max 0,7 mm
 (mm 130)

3 jaw plier – Long. Lightly rounded tips, for contouring and bending without damaging the archwire.

3000/20

Jarabak
 ø max 0,7 mm
 (mm 140)

Light wire bending plier. Versatile in different uses, as bending or closing loops. One beak partially serrated for safe grip.

3000/51
(1:1 scale / scala 1:1)



3000/51
Tweed – Short
ø max 0,5 mm
(mm 125)

*Arch forming plier – Short.
Ideal for torquing and bending
squared or rectangular wire.
Parallel blades prevents
crushing of wires.*

3000/52
Tweed – Long
ø max 0,7 mm
(mm 130)

*Arch forming plier – Long.
As 3000/51 but for
bigger wires size.*

3000/30
Schwarz
ø max 0,7 mm
(mm 130)

Arrow clasp bending plier.



3000/34
De La Rosa
ø max 0,5 mm
(mm 125)

*Contours and forms archwires,
of light wire without torquing.*

3000/35
De La Rosa
ø max 0,5 mm
(mm 125)

*Same as 3000/34 with additional
grooves measuring respectively
0,41-0,46-0,56 mm.*

3000/58
ø max 0,7 mm
(mm 125)

*Lingual arch forming
plier for fast forming
all lingual retainers.*



3000/90

(1:1 scale / scala 1:1)



3000/98

Tweed – Short
 ø max 0,5 mm
 (mm 135)

Designed to form precise omega loops. Long grooved beak internally smoothed. Short type.



3000/95

Tweed – Short
 ø max 0,5 mm
 (mm 135)

Designed to form precise omega loops. Short grooved beak internally serrated. Short type.



3000/55

Young
 ø max 0,7 mm
 (mm 130)

Ideal for labial arches and face bow. Universal plier for different size loops.



3000/96

Tweed – Long
 ø max 0,5 mm
 (mm 145)

Designed to form precise omega loops. Long grooved beak internally smoothed. Long type.



3000/90

Tweed – Long
 ø max 0,5 mm
 (mm 145)

Designed to form precise omega loops. Long grooved beak internally serrated. Long type.



3000/97

Tweed – O'Brein
 ø max 0,7 mm
 (mm 140)

Graduated cone to form precise omega and closing loops. Micro serrated beaks to prevent wire slippage.

3000/81
(1:1 scale / scala 1:1)



3000/53
Optical
ø max 0,7 mm
(mm 140)

*Concave/convex loop forming
plier, small-medium.*



3000/79
Optical
ø max 0,5 mm
(mm 135)

*Concave/convex loop forming
plier, medium-large.*



3000/70
Hollow chop
ø max 0,8 mm
(mm 140)

*Contours and form
arches of all sizes.*



3000/81
ø max 0,7 mm
(mm 135)

Long and delicate beaks plier.



3000/28
ø max 0,6 mm
(mm 140)

2 round beaks long.



3000/44
ø max 0,7 mm
(mm 125)

2 round beaks short.



3000/63
(1:1 scale / scala 1:1)



3000/80

Nance
ø max 0,7 mm
(mm 130)

*Loop bending plier.
Four step tips (3, 4, 5, 6 mm)
for loops forming. Round
and rectangular wire.*

3000/63

Cinch back
ø max 0,7 mm
(mm 155)

*Cinch back utility plier.
For closing arches or cinch down a wire.
Use on round or rectangular wire.*



● ø 2,0 mm



3000/43

ø max 0,5 mm
(mm 140)

*Closing loop plier.
Different loops in only one plier.*

3000/60

ø max 1,4 mm
(mm 130)

*3 prong plier. For hard wires.
Round tips prevents any
damage of archwire.*

3000/56

Nance
ø max 0,7 mm
(mm 135)

*Loop closing plier.
For bending of stop loops and
ideal for Adams clasps.*



3000/59
Johnson
(mm 135)

Crown and band contouring plier.



3000/61
Reynolds
(mm 130)

Crown and band contouring plier.



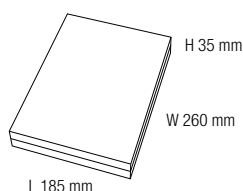
3000/29
Schwarz
ø max 0,7 mm
(mm 125)

Arrow clasp bending plier.

MEDESY offers a very practical solution for handling your pliers during cleaning and sterilization sections. Our GAMMAFIX trays helps on organizing your pliers in practical set ups and handle them safely. Just some of the specific benefits of our GAMMAFIX trays: inserts made of special non-toxic silicon and open corners to facilitate the outflow of residuals and water and therefore reduce the drying time. More info on www.medesy.it

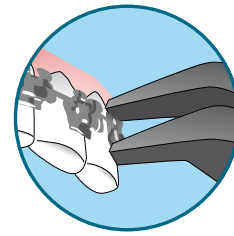
MEDESY presenta un'ottimale soluzione per maneggiare le pinze ortodontiche durante il processo di pulizia e sterilizzazione. I vassoi della serie GAMMAFIX risultano estremamente pratici e versatili per contenere le pinze ortodontiche in tutta sicurezza. I vassoi GAMMAFIX si distinguono per la loro praticità d'uso ed importanti accorgimenti, tra i quali il silicone atossico e angoli aperti atti a defluire acqua e residui. Maggiori informazioni su www.medesy.it

981/ORTO
Based on 981/19
Gammaxif (Quatri)
Basato su 981/19
Gammaxif (Quatri)




GAMMAFIXTM
by MEDESY





Pliers to remove the brackets: the extremely sharp tips allow an easy access under the flange of the bracket and facilitate its detachment.

Pinze per rimozione attacchi: le punte affilate permettono di entrare sotto la flangia dell'attacco e ne consentono il distacco con estrema facilità.



3000/62

Crimpable archwire hook

(mm 130)

For ball hooks and auxiliaries

3000/83

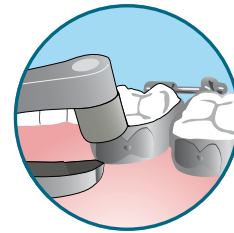
Bracket remover – Straight

(mm 135)

3000/82

Bracket remover – Angled

(mm 135)



Pliers to remove the bands available in two sizes, short and long. The rubber insert fully autoclavable sticks perfectly to the crown and allows an optimal position of the tip during the removal of the band.

Pinze per la rimozione di bande disponibili in 2 misure, lunga e corta. Il gommino sterilizzabile, rimane perfettamente in contatto con la corona, permettendo una ottimale posizione della punta, per la rimozione della banda.



3000/49 TC

Posterior band remover – Short

(mm 135)

3000/50 TC

Posterior band remover – Long

(mm 135)

3000/RS49

Tips spare parts, 2 pieces packed

Gommini di ricambio, 2 pezzi al sacchetto





The pliers of our ARGENTUM LINE are assembled by the RIVET-JOINT system: means of a large flat head rivet. It is the less complex manufacturing process and therefore more economic in terms of costs. The double head size of the rivet guarantees more stability and therefore the best performance.

Sistema di assemblaggio RIVET-JOINT, per ARGENTUM LINE: è il sistema tradizionale e più economico di fissaggio delle pinze ortodontiche. Caratterizzato da un rivetto a passo largo e poi ribattuto. La misura della testa è raddoppiata per poter garantire con maggior sicurezza il fissaggio e, di conseguenza, la relativa affidabilità.



A special corundum micro-sand finishing ensures an elegant and anti-glare surface of the pliers.

Finitura a corindone, per ottenere un'ottima superficie anti riflesso.



The pliers ARGENTUM are characterized by handles in a glossy finish (the pliers with TC inserts maintain the identifying standard GOLD finish).

Pinze ARGENTUM caratterizzate da manici con finitura lucida (pinze con inserti in TC mantengono finitura GOLD).



Argentum line



UTILITY PLIERS

PINZE AUSILIARIE

3200/32

(1:1 scale / scala 1:1)



3200/31

Weingart
ø max 0,5 mm
(mm 140)

Versatile utility plier with very fine serration.

3200/32

Weingart – Slim
ø max 0,5 mm
(mm 140)

Weingart with fine points.



3200/84

How plier – Straight
ø max 0,7 mm
(mm 135)

Utility plier with round and serrated tips. Ideal for removal and placement of archwires.

3200/72

How plier – Curved
ø max 0,7 mm
(mm 135)

45° angled tips for convenient access to lingual and others difficult posterior areas.

“ MEDESYS IN SPOT

MEDESYS suggests to regularly lubricate the joined part of the instruments. A simple procedure which ensures a perfect performance and longer duration of the plier.

MEDESYS suggerisce di utilizzare l'olio lubrificante regolarmente. Una periodica manutenzione assicura alla pinza un perfetto utilizzo prolungato nel tempo, evitando eventuali grippaggi.



4100

210 ml

Aerosol can
Formato spray


WIRE BENDING PLIERS

PINZE PIEGA FILI



3200/39

(1:1 scale / scala 1:1)



3200/39 TC

Angle N.139
 ø max 0,7 mm
 (mm 120)

Bird beak plier, cone and pyramidal tips in TC. Indicated for loops and general bending of round wires.

3200/39

Angle N.139
 ø max 0,6 mm
 (mm 120)

Bird beak plier, cone and pyramidal tips. Indicated for loops and general bending of round wire.

3200/81

ø max 0,6 mm
 (mm 125)

Bird beak plier, cone and pyramidal tips. Longer than 3200/39.



3200/23

Adams
 ø max 0,7 mm
 (mm 120)

Squared beaks, clasps and wire bending plier.

3200/23 TC

ø max 0,7 mm
 (mm 120)

Squared beaks, with TC inserts.

3200/14

Langbeck – Round
 ø max 0,4 mm
 (mm 130)

2 round beaks long type.



ORTHODONTICS / ORTODONZIA

3200/97

(1:1 scale / scala 1:1)



3200/97

Tweed O'Brein
 ø max 0,7 mm
 (mm 135)

*Graduated cone to form precise
 omega and closing loops.
 Micro serrated beak to
 prevent wire slippage.*

3200/98

Tweed – Short
 ø max 0,5 mm
 (mm 130)

*Designed to form precise
 omega loops.
 Long grooved beak
 internally smoothed.
 Short type.*

3200/90

Tweed – Long
 ø max 0,5 mm
 (mm 135)

*Designed to form precise
 omega loops.
 Long grooved beak
 internally serrated.
 Long type.*



3200/55

Young
 ø max 0,5 mm
 (mm 125)

*Ideal for labial arches
 and face bow.
 Universal plier for
 different sizes loops.*

3200/80

Nance
 ø max 0,7 mm
 (mm 125)

*Loop bending plier.
 Four step tips for loops forming.
 Round and rectangular wire.*

3200/58

ø max 0,7 mm
 (mm 120)

*Lingual arch forming plier, for
 fast forming all lingual retainers.*

3200/51
(1:1 scale / scala 1:1)



3200/51
Tweed – Short
ø max 0,5 mm
(mm 120)

*Arch forming plier – Short.
Ideal for torquing and bending
squared or rectangular wire.
Parallel blades prevents
crushing of wires.*

3200/52
Tweed – Long
ø max 0,7 mm
(mm 125)

*Arch forming plier – Long.
As 3200/51 but for
bigger wires sizes.*

3200/57
Aderer – Short
ø max 0,6 mm
(mm 120)

*3 jaw plier – Short.
Lightly rounded tips, for
contouring and bending without
damaging the archwire.*



3200/34
De La Rosa
ø max 0,5 mm
(mm 120)

*Contours and forms archwires,
of light wire without torquing.*

3200/35
De La Rosa
ø max 0,5 mm
(mm 120)

*As 3200/34 with
additional grooves.*

3200/54
Aderer – Long
ø max 0,6 mm
(mm 120)

*3 jaw plier – Long.
As 3200/57, but with long tips.*



3200/12

(1:1 scale / scala 1:1)



3200/171 TC

V-Stop plier
 ø max 0,6 mm
 (mm 125)

Make V-Bend for archwires.



3200/13

Langbeck
 ø max 0,8 mm
 (mm 130)

Versatile utility plier with fine serration. Flat beaks.



3200/12

Fischer
 (mm 135)

Fischer utility plier, with longer flat beaks.



3200/20

Jarabak
 ø max 0,6 mm
 (mm 135)

Light wire bending plier. Versatile in different uses, as bending or closing loops. One beak partially serrated for safe grip.



3200/83


Bracket remover – Straight
 (mm 130)



3200/82

Bracket remover – Angled
 (mm 130)

2810
(1:1 scale / scala 1:1)



TC



3200/10
Waldsachs
(mm 150)

2810
Universal
(mm 155)

*Universal pin bending plier.
Bends wire up to 0,9 mm.
Cuts wire up to 0,7 mm.*

2810/TC
Universal
(mm 155)

*Universal pin bending plier TC inserts.
Bends wire up to 0,9 mm.
Cuts wire up to 0,8 mm.*



3200/15
Mc Kellops
(mm 130)

3200/16
Schwarz
ø max 0,4 mm
(mm 135)

3200/59
Johnson
(mm 135)

Crown and band contouring plier.

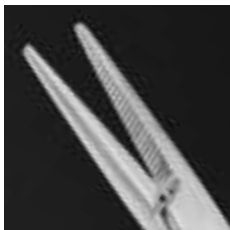


LIGATURE FORCEPS

PINZE PER LEGATURE

1851

(1:1 scale / scala 1:1)



1851

Smaha
(mm 140)

1852

Smaha
(mm 140)

Curved
Curvo




1850

Mini Mathieu
(mm 140)

2825/ORTO

Mini Mathieu smoothed
(mm 140)

Smoothed
Liscio



2825 (mm 140)

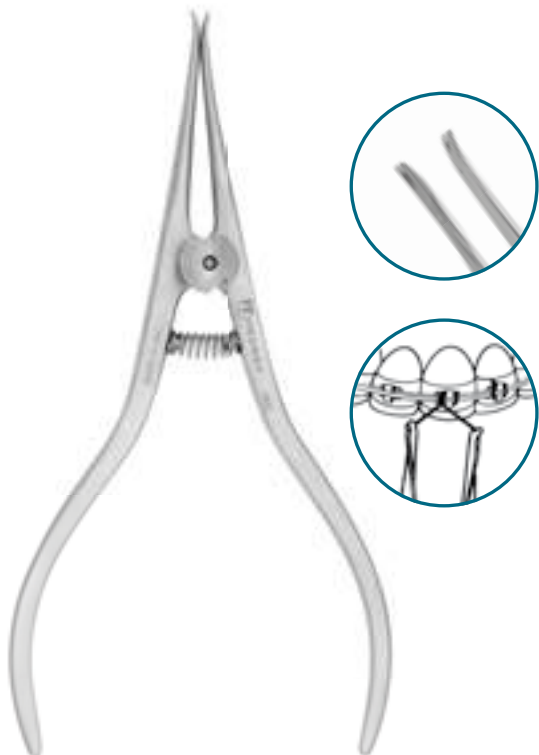
Plier to place modules
Pinza per moduli

1519 (mm 125)

Halstead Mosquito

2824 (mm 120)

Forceps for placing dentalastics
Pinza per applicare i dentalastics

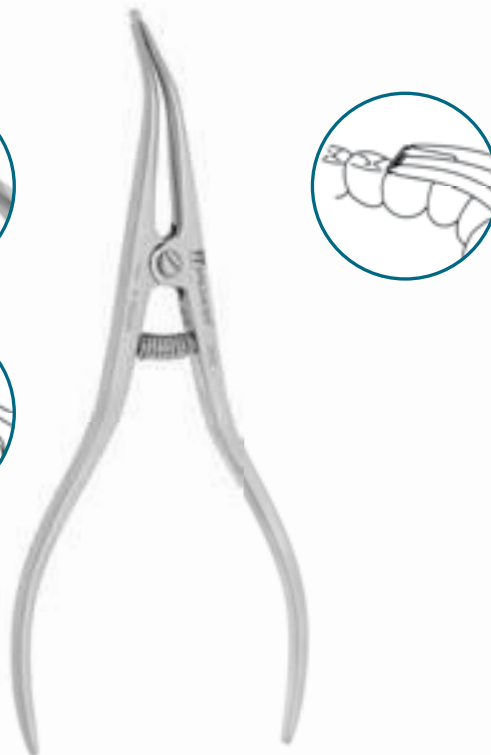


2822 (mm 150)

Steiner

Ligature plier, for applying and stretching stainless steel ligatures

Pinza per legature, per applicare e tendere le legature



2823 (mm 150)

Separating plier, for an easy placement of separating elastics

Pinza per separazione, per inserire facilmente gli elastici

674.HL8

(1:1 scale / scala 1:1)



672/1 (ø mm 6)

672/1.HL8 (ø mm 8)

672/1.HL10 (ø mm 10)

Tucker N. 1

Ligature director

Direzionatore per legature

672/2 (ø mm 6)

672/2.HL8 (ø mm 8)

672/2.HL10 (ø mm 10)

Tucker N. 2

Ligature director

Direzionatore per legature

673 (ø mm 6)

673.HL8 (ø mm 8)

673.HL10 (ø mm 10)

Utility

Band pusher / scaler

Spingibande / scaler

673/2C (ø mm 6)

673/2C.HL8 (ø mm 8)

673/2C.HL10 (ø mm 10)

Band pusher / scaler

Spingibande / scaler

674 (ø mm 6)

674.HL8 (ø mm 8)

674.HL10 (ø mm 10)

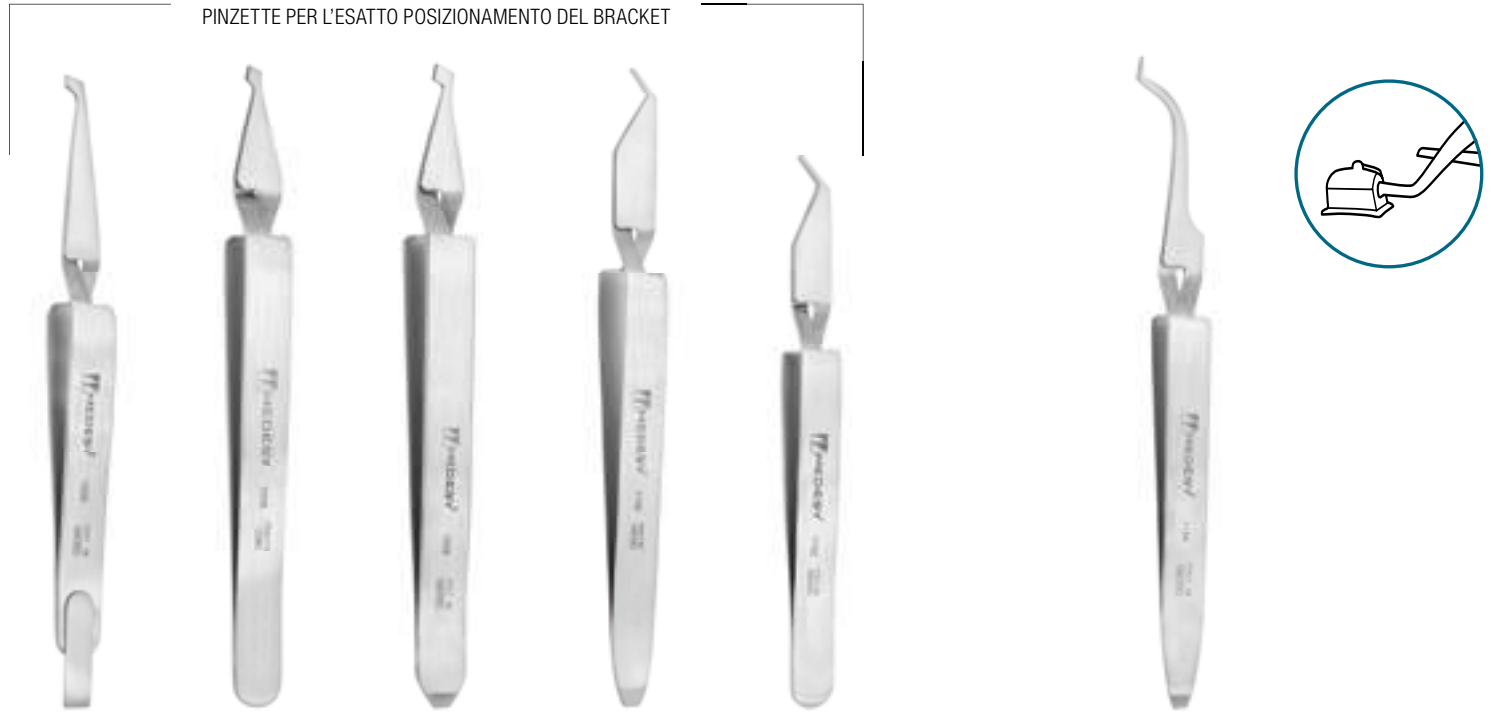
Elastic ligature applicator

Applicatore per elastici



DIRECT BONDING BRACKET TWEEZER

PINZETTE PER L'ESATTO POSIZIONAMENTO DEL BRACKET



1006

mm 135

With blade
Con lama

1008

mm 140

1009

mm 140

1130

mm 140

1132

mm 120

1134

mm 140

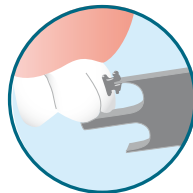
Buccal tube tweezer
Pinzetta ausiliaria buccale



2811

Positioning gauge

Posizionatore per brackets
(mm 65x65)



4874/1 (per slot 018)

4874/2 (per slot 022)

Bracket height Gauge – Aluminium
Altimetro per bracket – Alluminio
(mm 150)



4876/1 (per slot 018)

4876/2 (per slot 022)

Bracket height Gauge – Stainless steel
Altimetro per bracket – Acciaio
(mm 130)



2815/1

Hole dimension: \varnothing mm 0,75 – 030"

2815/2

Hole dimension: \varnothing mm 0,55 – 022"
(mm 160)

Auxiliary instrument for the distal bending.
Strumento ausiliaria per la piegatura distale.



4870 (mm 150)
Mershon
Band pusher
Spingibande



4873 (mm 140)
Molar band seater, adjustable
Posizionatore per bande, regolabile

4873/PR
Spare part
Ricambio



4871 (mm 145)
Band seater, autoclavable teflon handle (available in different colours)
Posizionatore per bande, manico autoclavabile (disponibile in diversi colori)



2817 (mm 165)
Positioner, aluminium
Posizionatore, alluminio

CROWN AND GOLD SCISSORS

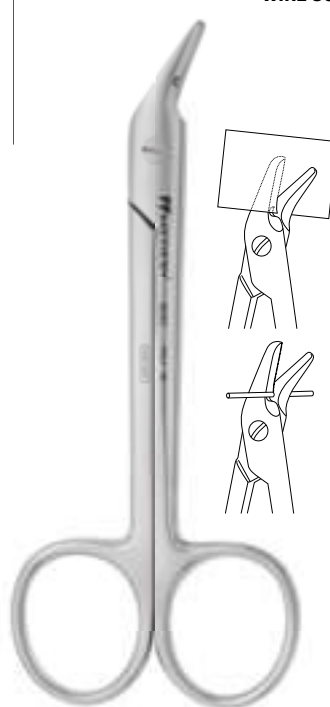


3550 (mm 110)
Beebee
Saw edge, straight
Dentata, retta



3551 (mm 110)
Beebee
Saw edge, curved
Dentata, curva

WIRE SCISSORS



3522 (mm 125)
Universal, saw edge
Universale, dentata



3522/TC (mm 125)
Universal
Universale

1680/1 ORTHO CLASSIC

Content / Contenuto:

1850	Mini Mathieu
3000/31	Weingart plier
3000/67 TC	Distal end n. 67
3000/85 TC	Cutter n. 85
4905/8	Handle with mirror #4
672/1.HL8	Ligature director Tucker n.1
673.HL8	Band pusher / scaler
981/19	Gammatrix tray Quatri



1680/2 ORTHO ADVANCED

Content / Contenuto:

1006	Bracket tweezer
1850	Mini Mathieu
3000/23 TC	Adams plier
3000/31	Weingart plier
3000/67 TC	Distal end n. 67
3000/85 TC	Cutter n.85
4905/8	Handle with mirror #4
672/1.HL8	Ligature director Tucker n.1
673.HL8	Band pusher / scaler
674.HL8	Elastic ligature applicator
981/19	Gammatrix tray Quatri

Content can be changed upon request
Su richiesta il contenuto può essere cambiato

1680/3 ORTHO BAND

Content / Contenuto

3000/31	Weingart plier
3000/49 TC	Band remover short
3000/50 TC	Band remover long
4870	Band pusher
4873	Molar band seater
4905/8	Handle with mirror #4
673.HL8	Band pusher / scaler
673/2C.HL8	Band pusher / scaler
981/19	Gammafix tray Quatri



1680/4 ORTHO BRACKET

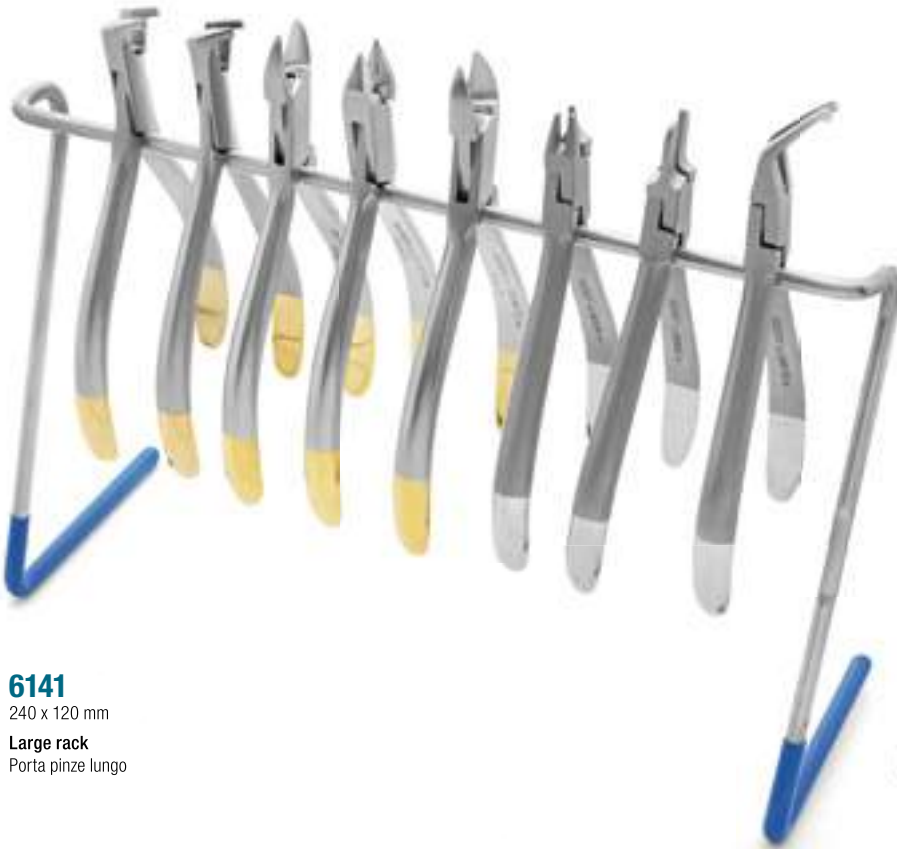
Content / Contenuto

1006	Bracket tweezer
1008	Bracket tweezer
1009	Bracket tweezer
2817	Positioner
3000/31	Weingart plier
3000/82	Bracket remover
3000/83	Bracket remover
4876/1	Bracket height gauge
4876/2	Bracket height gauge
4905/8	Handle with mirror #4
981/19	Gammafix tray Quatri

Content can be changed upon request
Su richiesta il contenuto può essere cambiato



PLIER'S HOLDER



6141
240 x 120 mm
Large rack
Porta pinze lungo



6140
150 x 120 mm
Small rack
Porta pinze corto



6142
210 x 120 mm
Double rack
Porta pinze doppio





WAX AND MODELLING INSTRUMENTS

STRUMENTI PER MODELLARE



583/1
P.K. Thomas N. 1



583/2
P.K. Thomas N. 2



583/3
P.K. Thomas N. 3



583/4
P.K. Thomas N. 4



583/5
P.K. Thomas N. 5



**Stainless steel
handle ø 6 mm**
Manico inox con
diametro ø 6 mm

583/SET
Set of 5 pieces P.K. Thomas on 977 tray
Set di 5 pezzi P.K. Thomas su vassoio 977



581/1

P.K. Thomas N. 1

Aluminium handle yellow
Manico in alluminio giallo

581/2

P.K. Thomas N. 2

Aluminium handle red
Manico in alluminio rosso

581/3

P.K. Thomas N. 3

Aluminium handle blue
Manico in alluminio blu

581/4

P.K. Thomas N. 4

Aluminium handle green
Manico in alluminio verde

581/5

P.K. Thomas N. 5

Aluminium handle silver
Manico in alluminio argento



**Aluminium handle anodized
in 5 colors ø 8 mm**

Manico in alluminio anodizzato
in 5 colori diametro ø 8 mm


581/SET

Set of 5 pieces P.K. Thomas on 977 tray
Set di 5 pezzi P.K. Thomas su vassoio 977




WAX KNIVES


COLTELLI PER CERA



WAX AND MODELING INSTRUMENTS

STRUMENTI PER MODELLARE





588 (mm 165)
Le Cron

589 (mm 160)
Le Cron

590 (mm 160)
Le Cron

597 (mm 145)
MSY

598 (mm 155)
MSY

599 (mm 160)
Le Cron

594 (mm 135)
Hylin



596 (mm 145)
Hylin

595 (mm 135)
Hylin

591 (mm 120)
Zahle

592 (mm 130)
Zahle

593 (mm 125)
Zahle

610 (mm 180)
Gritman



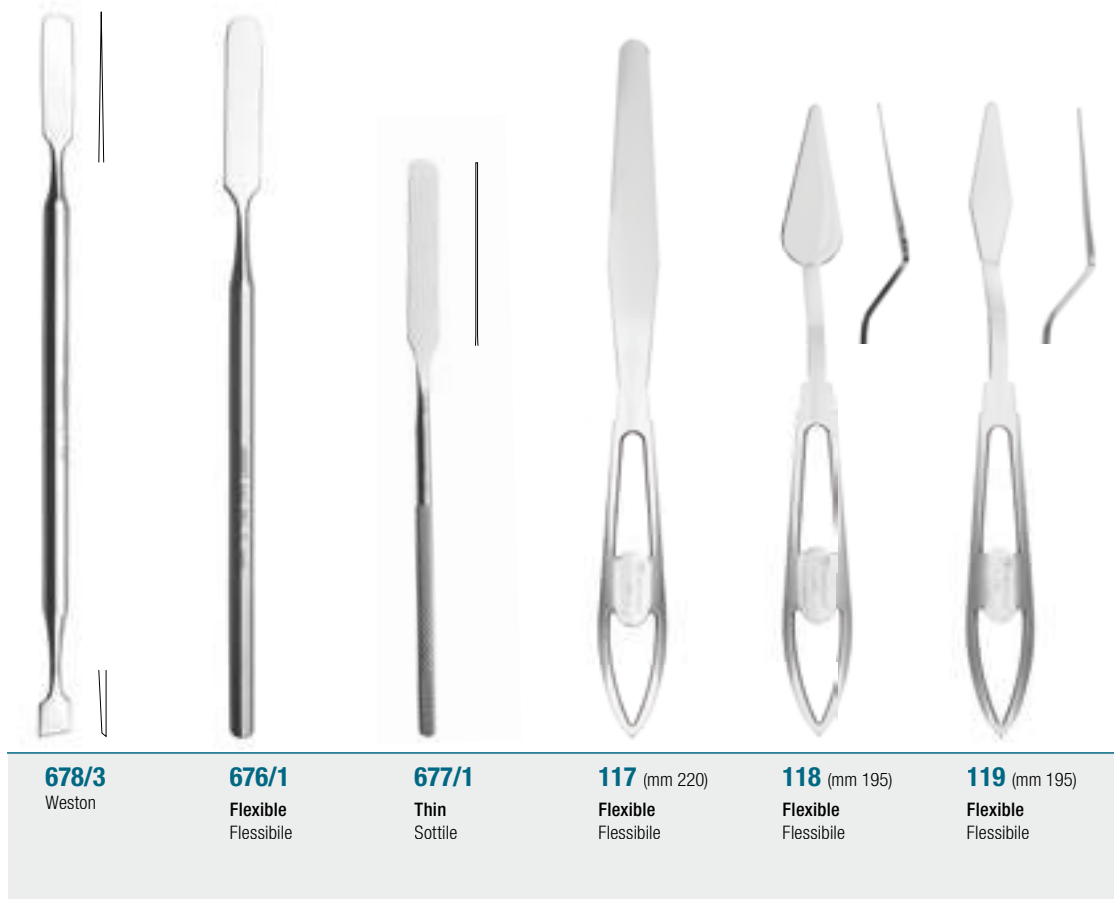
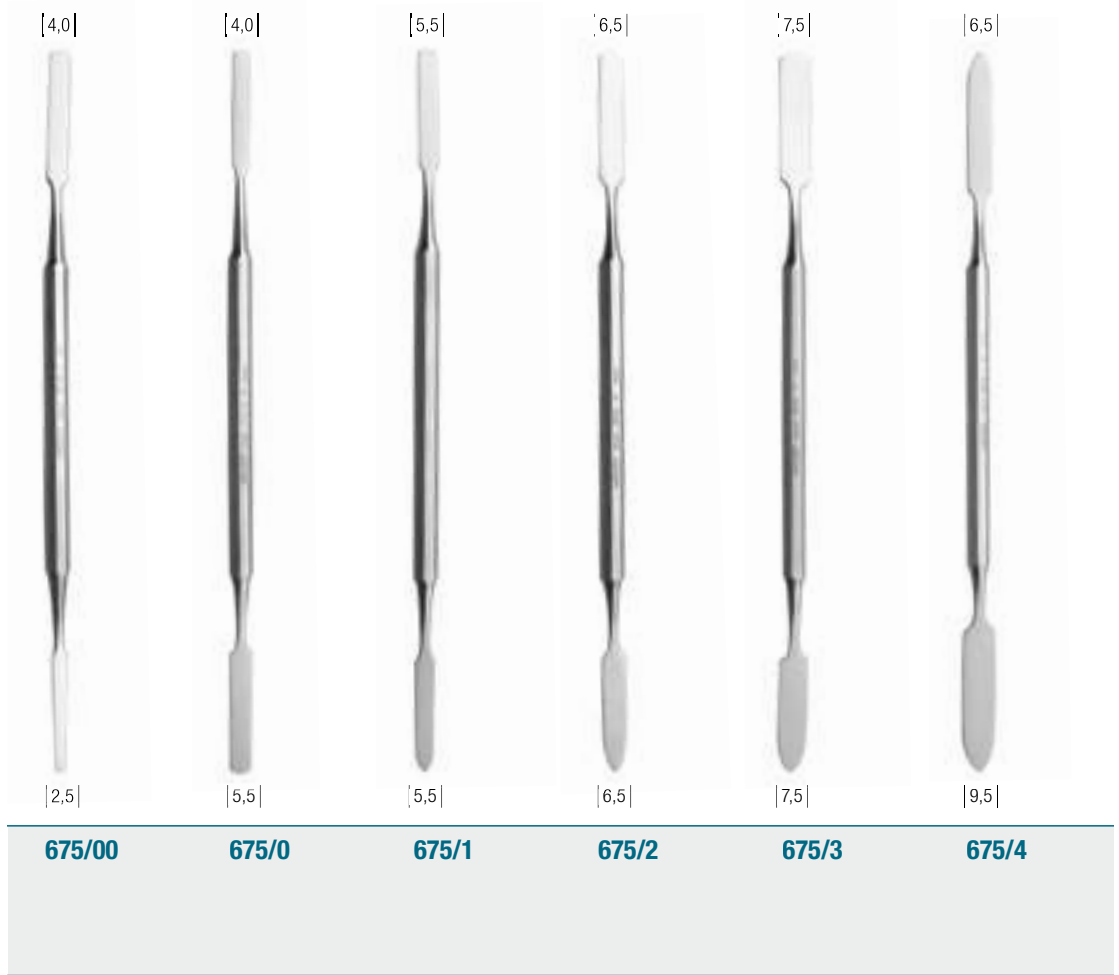
CEMENT SPATULAS

SPATOLE PER CEMENTI

(1:1 scale / scala 1:1)



676/24
Flexible
Flessibile



PLASTER AND ALGINATE SPATULAS

SPATOLE PER GESSO ED ALGINATO



208
mm 230
Spatula 8x
Spatola 8x

209
mm 215

210
mm 205

211
mm 200
Curved, rigid
Curva, rigida

213/2
mm 180
Rigid
Rigida

213
mm 180
Rigid
Rigida

ELASTOMERS ELASTOMERI




115
mm 190
Rigid
Rigida

116
mm 210
Flexible, assorted colors
Flessibile, colori assortiti




Cutting the spatulas from a stainless steel sheet.
Tranciatura delle spatole da un nastro di acciaio.





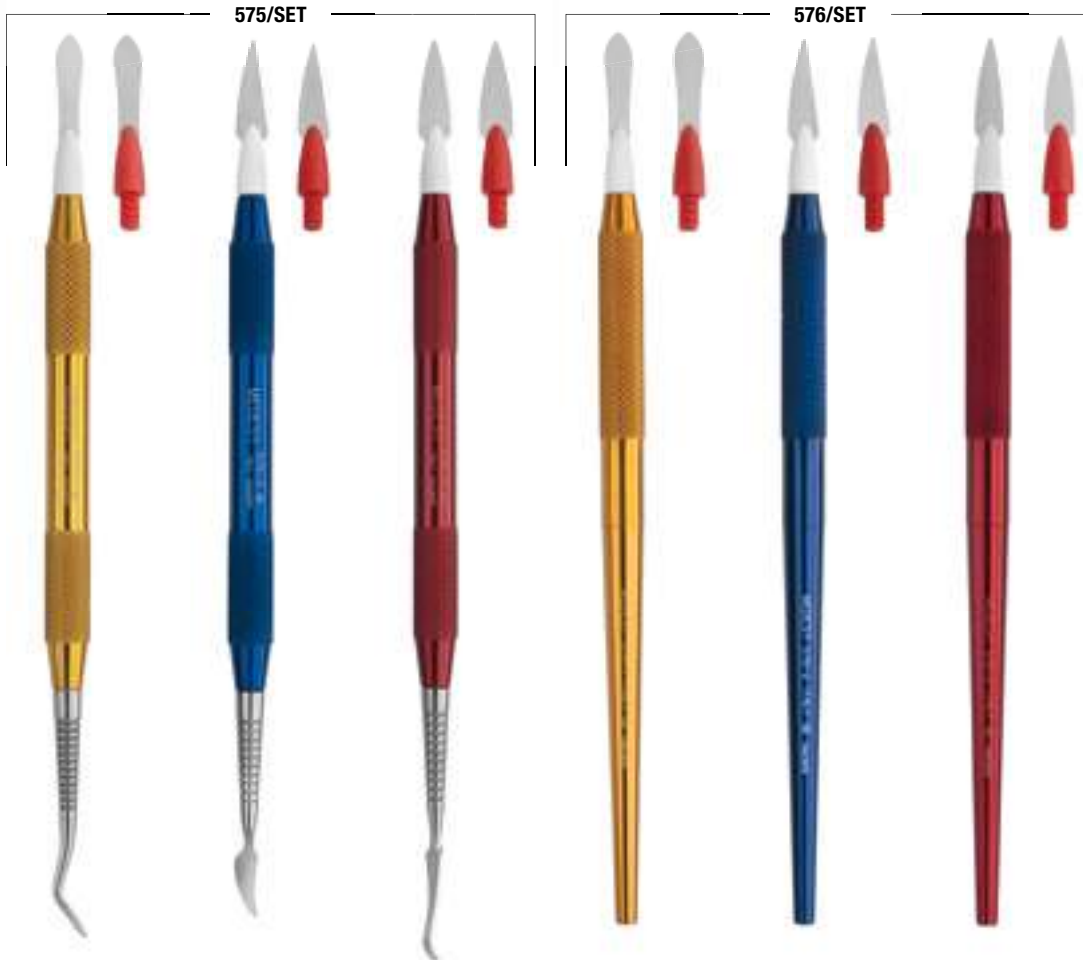
575/SET



576/SET


Special set of ceramic sculpturing instruments light weight handles and stainless steel tips, different shape: gingival blade, incisal blade and knife blade. Replacement tips are available.

Manici leggeri e punte di forme diverse in acciaio inox, lama gengivale, lama incisale, lama coltello. Disponibili con puntali di ricambio.



577/1-2-3
mm 0,1

Superflexible Tips
Puntali superflessibili



577/4-5-6
mm 0,2

Flexible Tips
Puntali flessibili

Both instruments are available with flexible or superflexible tips. Entrambi gli strumenti sono disponibili con puntali flessibili o superflessibili.

575/1

Aluminium handle
Yellow
Manico alluminio
Giallo

575/2

Aluminium handle
Blue
Manico alluminio
Blu

575/3

Aluminium handle
Red
Manico alluminio
Rosso

576/1

Aluminium handle
Yellow
Manico alluminio
Giallo

576/2

Aluminium handle
Blue
Manico alluminio
Blu

576/3

Aluminium handle
Red
Manico alluminio
Rosso

LABORATORY SET

SET PER PROTESI MOBILE E PER TECNICO



2105/SET

Contents / Contenuto

Art. 599 - 593 - 592 - 202 - 206 - 201 - 214 - 221 - 1519 - 3511 - 3522 - 3633 - 4981 - 2810.

“ MEDESYS IN SPOT

Content can be changed on request.
Il contenuto può essere cambiato a richiesta. ”

LABORATORY SET

SET PER CERAMICA E PROTESI FISSA



2100/SET

Contents / Contenuto

Art. 581/1 - 581/2 - 581/3 - 581/4 - 581/5 - 3511 - 1519 - 1024 - 3633 - 596 - 594 - 575/1 - 575/2 - 575/3



MALLETS – PLASTER SHEARS – SAWS

MARTELLETTI – CESOIE PER GESSO – SEGHETTI



949 (mm 200)
Horn tip
 Punta in corno



947 (mm 220)
Metal tip
 Punta in acciaio Inox



948 (mm 220)
Metal tip
 Punta in acciaio Inox



4991/1
For plaster
Package 12 pcs
 Per gesso
 Sacchetti 12 pezzi



4991/2
For plaster
Package 12 pcs
 Per gesso
 Sacchetti 12 pezzi



4991 (mm 250)
Fret saw
 Archetto

PLASTER SHEARS



4559 (mm 210)
Insulated handle
 Manici in plastica



4558 (mm 200)



1645/1 (mm 250)
1645/2 (mm 320)
Crucible tongs
 Pinza per cilindri e muffole



4990
 mm 180



4990/3
 mm 0,12x5
Package 12 pcs
 Sacchetti da 12 pezzi



4990/2
 mm 0,25x5
Package 12 pcs
 Sacchetti da 12 pezzi



4990/1
 mm 0,25x3
Package 12 pcs
 Sacchetti da 12 pezzi

ARTICULATORS

ARTICOLATORI



Medesy new anatomic articulator, solidly manufactured in cast aluminium, about 400gr in weight. Projected and realized to ensure the largest visual field on the lingual surfaces as well as maintaining complete stability of the upper frame also at full open position: coiled springs facilitate the return to starting aligned position.

Technical details:

- Opening 125°
- Fixed condylar inclination of 30°
- Intercondylar distance of 110mm
- Incisal base inclination of 10°
- Bennet angle of 7°
- Distance between the mounting plates 85mm
- Spare parts available upon request

Questo è il nuovo articolatore anatomico di Medesy, prodotto in alluminio pressofuso dal peso di 400gr circa. È stato progettato e realizzato in modo da lasciar ampia visibilità alle superfici linguali, preservando la stabilità in posizione aperta: il ritorno in asse è agevolato grazie a delle molle di richiamo.

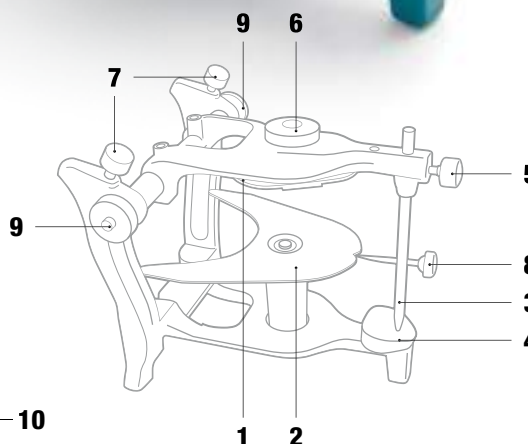
Dettagli tecnici:

- Apertura 125°
- Inclinazione condilare fissata a 30°
- Distanza intercondilare di 110mm
- Inclinazione base incisale 10°
- Angolo di Bennet fissato a 7°
- Distanza tra le piastre di montaggio 85mm
- Parti di ricambio su richiesta




5222

Articulator Medesy
Articolatore Medesy



Complete Magnetic plate for articulator 5222 and related spare parts.
Piastra magnetica completa per articolatore 5222 e relativi ricambi.



5224

Occluder Medesy
Occlusore Medesy

- | | |
|---|--|
| <p>1 5222/1
Mounting plates
Piastre di montaggio</p> <p>2 5222/2
Occlusal table
Piano di occlusione</p> <p>3 5222/3
Incisal guide pin
Asta incisale graduata</p> <p>4 5222/4
Incisal table 10°
Base incisale 10°</p> <p>5 5222/5
Incisal table and incisal guide pin lock screws
Viti per asta e base incisale</p> <p>6 5222/6
Mounting plates and occlusal table lock screws
Viti per piastre di montaggio e piano di occlusione</p> | <p>7 5222/7
Adjustable lateral excursion lock screws
Viti di bloccaggio movimenti laterali</p> <p>8 5222/8
Incisor indicator pin
Indicatore incisale</p> <p>9 5222/9
Upper jaw member screws
Viti per impugnatura movimenti laterali</p> <p>10 5222/10
Magnet
Magnete</p> <p>11 5222/11
Cast fastening washers
Ghiere per fissaggio modelli sul magnete</p> <p>12 5222/12
Complete magnetic plate
Piastra magnetica completa</p> |
|---|--|





STAINLESS STEEL REGULAR IMPRESSION TRAYS WITH RETENTION RIM

PORTAIMPRONTE FORATE REGOLARI INOX CON IL BORDINO RITENTIVO



6000/1UP



6000/4DR



6000/1LP



6000/4SL



Uppers / Superiori		Sizes / Misure (mm)				
6000	U1 XXS	U2 XS	U3 S	U4 M	U5 L	U6 XL
	56	65	68	71	73	78
	44	52	54	58	59	63

Lowers / Inferiori		Sizes / Misure (mm)				
6000	L1 XXS	L2 XS	L3 S	L4 M	L5 L	L6 XL
	56	66	70	73	76	78
	44	50	52	56	58	60

STAINLESS STEEL REGULAR IMPRESSION TRAYS WITHOUT RETENTION RIM

PORTAIMPRONTE FORATE REGOLARI INOX SENZA IL BORDINO RITENTIVO



6000/KIT
6003/KIT

Contains 12 pcs
Contiene 12 pezzi



6003/4DR



6003/4SL



Uppers / Superiori		Sizes / Misure (mm)				
6003	U1 XXS	U2 XS	U3 S	U4 M	U5 L	U6 XL
	56	65	68	71	73	78
	44	52	54	58	59	63

Lowers / Inferiori		Sizes / Misure (mm)				
6003	L1 XXS	L2 XS	L3 S	L4 M	L5 L	L6 XL
	56	66	70	73	76	78
	44	50	52	56	58	60

STAINLESS STEEL ANATOMIC IMPRESSION TRAYS WITH RETENTION RIM

PORTAIMPRONTE ANATOMICHE INOX CON IL BORDINO RITENTIVO



6005/1UP



6005/4DR



6005/1LP



6005/4SL



Uppers / Superiori		Sizes / Misure (mm)				
6005	U1 XXS	U2 XS	U3 S	U4 M	U5 L	U6 XL
	56	65	68	71	73	78
	44	52	54	58	59	63

Lowers / Inferiori		Sizes / Misure (mm)				
6005	L1 XXS	L2 XS	L3 S	L4 M	L5 L	L6 XL
	56	66	70	73	76	78
	44	50	52	56	58	60



4955/P

Tips, spare part
Puntali di ricambio

4955

Syringe for elastomers, aluminium
Available in grey, red, blue, green
Siringa per elastomeri, alluminio
Disponibile in argento, rosso, blu, verde

4955/S

Brusher
Scovolino

6005/KIT

Contains 12 pcs
Contiene 12 pezzi





STAINLESS STEEL IMPRESSION TRAYS EDENTULOUS (COMPLETE DENTURE) SPECIAL FORM

PORTAIMPRONTE PER PROTESI TOTALI – EDENTULI INOX FORMA SPECIALE



		Uppers / Superiori			Sizes / Misure (mm)	
6009		U1 XXS	U2 XS	U3 S	U4 M	U5 L
		60	63	68	69	78
		51	52	58	59	63
		Lowers / Inferiori			Sizes / Misure (mm)	
6009		L1 XXS	L2 XS	L3 S	L4 M	L5 L
		60	67	70	74	75
		51	52	54	55	56



		Uppers / Superiori			Sizes / Misure (mm)	
6011		U1 XXS	U2 XS	U3 S	U4 M	U5 L
		60	63	68	69	78
		51	52	58	59	63
		Lowers / Inferiori			Sizes / Misure (mm)	
6011		L1 XXS	L2 XS	L3 S	L4 M	L5 L
		60	67	70	74	75
		51	52	54	55	56

6009/KIT
6011/KIT

Contains 11 pcs
Contiene 11 pezzi

ALUMINIUM PERFORATED IMPRESSION TRAYS

PORTAIMPRONTE PERFORATE IN ALLUMINIO



6006/4DR

6006/4SL



		Uppers / Superiori			Sizes / Misure (mm)	
6006		U1 XXS	U2 XS	U3 S	U4 M	U5 L
		64	66	69	72	74
		49	51	54	58	61

		Lowers / Inferiori			Sizes / Misure (mm)	
6006		L1 XXS	L2 XS	L3 S	L4 M	L5 L
		55	59	71	75	77
		48	50	52	56	58

EHRICKE STAINLESS STEEL IMPRESSION TRAYS

PORTAIMPRONTE IN ACCIAIO INOX MODELLO EHRICKE



6002/KIT

Partially toothed
Per arcate parzialmente
dentate

Only available
in kit 4 pcs
Disponibile solo
in kit 4 pezzi

Uppers / Superiori		Sizes / Misure (mm)	
6002	U1	U2	
	62	70	
	50	56	
Lowers / Inferiori		Sizes / Misure (mm)	
6002	L1	L2	
	70	78	
	55	59	



6010/KIT

Edentulous jaws
Per arcate edentule

Only available
in kit 6 pcs
Disponibile solo
in kit 6 pezzi

Uppers / Superiori		Sizes / Misure (mm)		
6010	U1	U2	U3	
	64	68	79	
	46	53	61	
Lowers / Inferiori		Sizes / Misure (mm)		
6010	L1	L2	L3	
	70	70	72	
	48	53	57	



6001/KIT

Toothed jaws
Per arcate dentate

Only available
in kit 10 pcs
Disponibile solo
in kit 10 pezzi

Uppers / Superiori		Sizes / Misure (mm)				
6001	U1	U2	U3	U4	U5	
	XXS	XS	S	M	L	
	59	66	71	71	80	
	52	52	62	64	70	
Lowers / Inferiori		Sizes / Misure (mm)				
6001	L1	L2	L3	L4	L5	
	XXS	XS	S	M	L	
	65	67	76	79	79	
	46	50	54	56	61	



6012/UCB

For narrow toothed
upper jaws
Per arcate superiori
strette dentate



Uppers / Superiori		Sizes / Misure (mm)
6012	UCB	
	70	
	54	





STAINLESS STEEL EDENTULOUS (COMPLETE DENTURE) RIM LOCK

PORTAIMPRONTE PER PROTESI TOTALI EDENTULI INOX CON IL BORDINO RITENTIVO



Uppers / Superiori	Sizes / Misure (mm)			
6013	U1 S	U2 M	U3 L	U4 XL
	64	65	73	76
	68	58	58	57

Loweres / Inferiori	Sizes / Misure (mm)			
6013	L1 S	L2 M	L3 L	L4 XL
	66	72	76	82
	54	56	60	61





6013/KIT



Contains 8 pcs
Contiene 8 pezzi

STAINLESS STEEL EDENTULOUS (COMPLETE DENTURE) PERFORATED RIM LOCK

PORTAIMPRONTE PER PROTESI TOTALI EDENTULI INOX FORATE CON IL BORDINO RITENTIVO



Uppers / Superiori	Sizes / Misure (mm)			
6014	U1 S	U2 M	U3 L	U4 XL
	65	66	72	77
	58	63	61	68

Loweres / Inferiori	Sizes / Misure (mm)			
6014	L1 S	L2 M	L3 L	L4 XL
	65	72	75	83
	56	60	61	62



6014/KIT

Contains 8 pcs
Contiene 8 pezzi

STAINLESS STEEL ORTHODONTIC (CHILDREN) RIM LOCK

PORTAIMPRONTE ORTODONTICHE INOX CON IL BORDINO RITENTIVO



Uppers / Superiori		Sizes / Misure (mm)			
6017	U1 S	U2 M	U3 L	U4 XL	
	52	58	59	60	
	41	42	49	50	

Lowers / Inferiori		Sizes / Misure (mm)			
6017	L1 S	L2 M	L3 L	L4 XL	
	57	62	69	70	
	42	48	49	50	

6017/KIT

Contains 8 pcs
Contiene 8 pezzi

STAINLESS STEEL ORTHODONTIC (CHILDREN) PERFORATED RIM LOCK

PORTAIMPRONTE ORTODONTICHE INOX PERFORATE CON IL BORDINO RITENTIVO



Uppers / Superiori		Sizes / Misure (mm)			
6018	U1 S	U2 M	U3 L	U4 XL	
	52	58	59	60	
	41	42	49	50	

Lowers / Inferiori		Sizes / Misure (mm)			
6018	L1 S	L2 M	L3 L	L4 XL	
	57	62	69	70	
	42	48	49	50	

6018/KIT

Contains 8 pcs
Contiene 8 pezzi



LABORATORY / LABORATORIO

DISPOSABLES IMPRESSION TRAYS

PORTAIMPRONTE MONOUSO







6007/24

Set of 24 assorted pieces
Confezione da 24 pz. assortiti

6007/100

Set of 100 assorted pieces
Confezione da 100 pz. assortiti



Uppers / Superiori		Sizes / Misure (mm)		
6007	U1 XXS	U2 XS	U3 S	U4 M
	61	65	70	73
	49	53	59	63
Lowers / Inferiori		Sizes / Misure (mm)		
6007	L1 XXS	L2 XS	L3 S	L4 M
	61	67	72	74
	50	52	56	58

POLYCARBONATE IMPRESSION TRAYS

PORTAIMPRONTE IN POLICARBONATO



6008/24 KIT

Series of 24 polycarbonate
impression trays and compasses
for final impressions

Serie di 24 portaimpronte in
policarbonato più compasso
per impronte definitive

For edentulous or partially toothed bites,
autoclavable (more info upon request)

Per bocche edentule o parzialmente dentate,
autoclavabile (su richiesta maggiori informazioni)

STAINLESS STEEL REGULAR IMPRESSION TRAYS WITH RETENTION RIM – SATIN FINISH

PORTAIMPRONTE FORATE REGOLARI INOX CON IL BORDINO RITENTIVO, SATINATE



6000/KIT-SB



New micro sandblasted surface on the stainless steel impression trays of range 6000: the special treatment ensures a higher adhesion of the impression materials and thus a finest quality of the final imprint.

Nuova superficie micro sabbata per le portaimpronte in acciaio inox della serie 6000: tale trattamento assicura una migliore adesione del materiale da impronta e conseguentemente la qualità del lavoro finale.

FORCEPS FOR ARTICULATING PAPER PINZE PER CARTA DI ARTICOLAZIONI



4584
mm 155

4583
Miller
mm 155



4585
mm 140
Full arch paper holder
Pinze per carta di articolazione

SOLDERING TWEEZERS PINZETTE PER SALDATURA



Fiber handles
Manico in fibra

221
mm 165
Straight
Retta

222
mm 160
Curved
Curva



LABORATORY / LABORATORIO

CALIPERS

CALIBRI



4983 (mm 130)
Beerendonk



4984 (mm 130)
Züricher



4982 (mm 145)
Boley



4980/C



4981/M



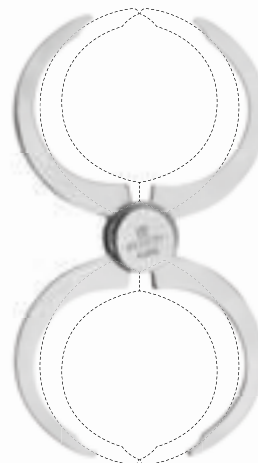
4980/C (For wax / Per cera)
4981/M (For metal / Per metallo)
Iwanson
mm 100




4988 (mm 150)
Steel ruler
Righello in acciaio



4985 (mm 130)
Caliper flat
Calibro piatto



4986
Caliper compass
Calibro a compasso



4989 (mm 125)
Caliper Medesy
Calibro Medesy





STAINLESS STEEL TRAYS GAMMAFIX

VASSOI IN INOX GAMMAFIX



GAMMAFIXTM by MEDESY[®]

Medesy is glad to introduce GAMMAFIX, its new range of sterilization trays. These revolutionary trays are characterized by their particular quality and functionality which facilitate the cleaning and sterilization process. Their special shape allows to handle with extreme safety the surgical instruments during the washing and sterilization phase. Also hand scrubbing will be eliminated, reducing therefore any risk of injuries for the user. Thanks to GAMMAFIX trays you will be able to reduce the preparation time as they could be organized in handy and practical set ups, avoiding the dangerous and expensive manual sorting of instruments. The range consists of 5 modular models, studied to offer the best versatility and efficiency. The type of silicone we chose for our trays meets the approval of the strictest food & drug standards.

The range includes 4 different colours of silicone, to better organize the trays, by type or use. GAMMAFIX's products are the result of know-how spread over 6 centuries of history of the Maniago smith's art. This is precisely the reason why Medesy dental instruments enjoy an excellent reputation in more than 100 Countries Worldwide. As all Medesy's products, GAMMAFIX trays are guaranteed against any material and workmanship defect, for all the instrument's life.




OPEN



CLOSED



A The exclusive GAMMAFIX locking system, comfortable in use, keeps the tray perfectly closed in all conditions. The mark shows the opening side.



C Specifically developed for medical purposes, this atoxic silicon doesn't release dangerous agents on instruments. It respects the CE Food's normative.



E More open space with a proper holes' dimension: they assures the perfect washing process with a safe sterilization.



B Open corners allow residuals and water to flow out from the tray and reduce drying time.



D Safe and easy joint system, totally hygienic thanks to its concept.

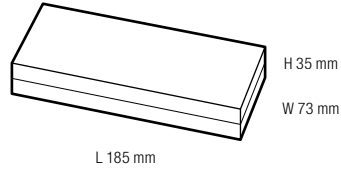


F Improved V-Form with top flexibility, this upper side silicon has been designed for storing instruments having different dimensions.



978 (UN)

- 978/BL with blue silicon
- 978/GI with yellow silicon
- 978/RO with red silicon
- 978/VE with green silicon



BLUE SILICON



YELLOW SILICON



RED SILICON

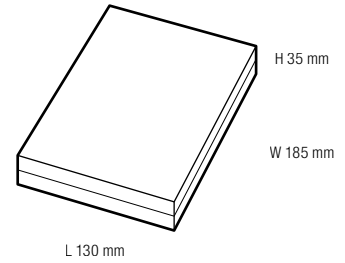


GREEN SILICON



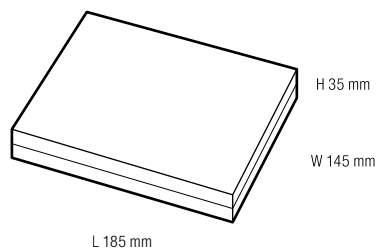
980/9 (DOI)

- 980/9-BL with blue silicon
- 980/9-GI with yellow silicon
- 980/9-RO with red silicon
- 980/9-VE with green silicon



980/10 (TRE)

- 980/10-BL with blue silicon
- 980/10-GI with yellow silicon
- 980/10-RO with red silicon
- 980/10-VE with green silicon





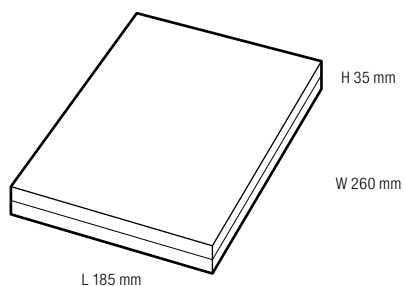
981/19 (QUATRI)

981/19-BL with blue silicon

981/19-GI with yellow silicon

981/19-RO with red silicon

981/19-VE with green silicon



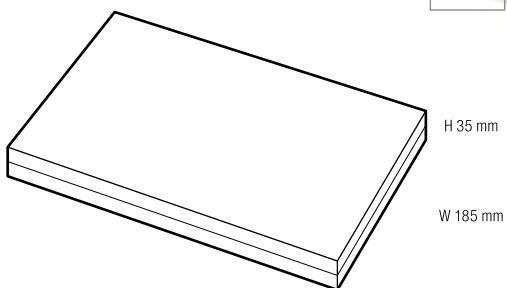
981/20 (CINC)

981/20-BL with blue silicon

981/20-GI with yellow silicon

981/20-RO with red silicon

981/20-VE with green silicon



STERILIZATION CONTAINER

CONTAINER PER STERILIZZAZIONE



962
310 x 190 x 40 mm



963
310 x 190 x 65 mm



964
310 x 190 x 80 mm

Medesy new containers: both tray and lid are perforated to facilitate all type of sterilization; all made in aluminium, which offer special versatility a low weight, characteristic. The containers are supplied with a filter and may be used to hold sterile instruments as well as contaminated tools prior to sterilization.

I nuovi container Medesy sono perforati sia sul coperchio sia sulla base per agevolare tutti i tipi di sterilizzazione; abbiamo scelto di produrli in alluminio in quanto miglior compromesso in termini di peso e versatilità. I container sono utili sia per contenere strumenti sterili sia per riporre strumenti contaminati. I container vengono forniti già con un filtro.

963/F

Disposable paper filter, pack of 100 pcs
Filtri di ricambio monouso, confezione da 100 pz



Safe locking system
Sicuro sistema di chiusura



Anti-slipage pin
Perno anti scivolo



STERILIZATION DRUMS
CESTELLI PER STERILIZZAZIONE

Cylindrical dressing drum sterilizers in stainless steel, with sliding strips and locking mechanism with hinges. Available in 4 diameter sizes from 100 mm to 190 mm.



Cestelli cilindrici per sterilizzazione in acciaio inox, con fasce scorrevoli e chiusura a cerniera. Sono disponibili in 4 misure, da 100 mm a 190 mm di diametro.



1004/0
ø mm 190 x 160
Drum inox N. 0
Cestello inox N. 0


1004/1
ø mm 160 x 140
Drum inox N. 1
Cestello inox N. 1

1004/2
ø mm 120 x 120
Drum inox N. 2
Cestello inox N. 2

1004/3
ø mm 100 x 120
Drum inox N. 3
Cestello inox N. 3

STERILIZATION RACKS
VASSOI PER STERILIZZAZIONE

977/10
mm 185 x 150 x 20



10 positions for 10 instruments
10 posizioni per 10 strumenti

977
mm 185 x 85 x 20



5 positions for 5 instruments
5 posizioni per 5 strumenti





POLYSULFONE TRAYS

VASSOI IN POLYSULFONE



957/2
mm 75 x 54 x 60
15 holes
15 posizioni



957/5
mm 195 x 90 x 35



957/6
mm 260 x 160 x 24
10 positions
10 posizioni

Our polysulfone trays are made of the best engineered polymers which grant excellent thermal and mechanical resistance. The trays have no sharp edges, facilitating cleaning and sanitizing procedures as well as ensuring safe transportation and handling of the surgical products. The trays are autoclavable up to 134°C / 273°F.

I nostri vassoi in polysulfone sono prodotti con i migliori polimeri, i quali garantiscono una eccellente resistenza termica e torsione meccanica. I vassoi hanno gli angoli smussi, i quali facilitano le procedure di pulizia in tutta sicurezza, anche durante il trasporto dello strumentario chirurgico. I vassoi sono autoclavabili fino a 134°C / 273°F.



957/7

mm 260 x 160 x 60

Double deck
Doppio ripiano



Silicon mat

Tappeto in silicone

979/BL (Blue – Blu)
979/G (Green – Verde)
979/R (Red – Rosso)
979/W (White – Bianco)
mm 190 x 90 x 25



Cassette made of plastic, extremely light and versatile, equipped with 3 silicone soft mats to contain various instruments. Available in 4 different colours the cassette offers an optimal solution for rinsing and sterilizing dental and surgical tools.

Cassetta in plastica molto leggera e versatile, dotata di 3 supporti in silicone morbido contenitivo. Risulta adatta alle fasi di lavaggio e sterilizzazione per lo strumentario odontoiatrico e chirurgico. Disponibile in 4 colori.





UNIVERSAL TRAYS

VASSOI UNIVERSALI

1002/1 CL

mm 220 x 120

Lid for kidney bowl
Coperchio per bacinella
reniforme



1002/1

mm 220 x 120

Capacity / Capacità: 0,5 litre

Kidney bowls
Bacinella reniforme



1160

mm 320 x 220 x 50

Capacity / Capacità: 2 litre



1002/2 CL

mm 310 x 190

Lid for kidney bowl
Coperchio per bacinella
reniforme



1002/2

mm 310 x 190

Capacity / Capacità: 1,2 litre

Kidney bowls
Bacinella reniforme



1165

mm 220 x 170 x 40

Capacity / Capacità: 0,9 litre




1155

mm 220 x 175 x 25

Capacity / Capacità: 0,4 litre




LARGE / GRANDE
mm 290 x 190 x 30



1000/V
Tray
Vassoio

1001/C
Lid
Coperchio



1000/VF
Perforated tray
Vassoio forato

1001/CF
Perforated lid
Coperchio forato

SMALL / PICCOLO
mm 190 x 145 x 25



1005/V
Tray
Vassoio

1005/C
Lid
Coperchio



1005/FV
Perforated tray
Vassoio forato

1005/FC
Perforated lid
Coperchio forato

RACK / RASTRELLIERE

FOR LARGE LID
PER VASSOIO GRANDE



984
23 positions
Stainless steel
Acciaio inox

984/A
17 positions
Aluminium
Alluminio

983
16 positions
Stainless steel
Acciaio inox

983/A
11 positions
Aluminium
Alluminio

FOR SMALL LID
PER VASSOIO PICCOLO



982
8 positions
Stainless steel
Acciaio inox

982/A
8 positions
Aluminium
Alluminio





ALUMINIUM TRAYS

VASSOI IN ALLUMINIO

	Regular	Small
Tray / Vassoio	mm 285 x 185 x 15	mm 185 x 140 x 15
Lid / Coperchio	mm 290 x 190 x 30	mm 190 x 145 x 25

Lid
Coperchio

999/A
Silver / Argento
Regular

999/AS
Silver / Argento
Small



998/B
Blue / Blu
Regular

998/BS
Blue / Blu
Small

998/R
Red / Rosso
Regular

998/RS
Red / Rosso
Small



998/A
Silver / Argento
Regular

998/AS
Silver / Argento
Small

998/D
Golden / Dorato
Regular

998/DS
Golden / Dorato
Small

998/V
Green / Verde
Regular


998/VS
Green / Verde
Small

PERFORATED / FORATI

Lid
Coperchio

999/FG
Silver / Argento
Regular

999/FGS
Silver / Argento
Small



998/FB
Blue / Blu
Regular

998/FBS
Blue / Blu
Small

998/FR
Red / Rosso
Regular

998/FRS
Red / Rosso
Small



998/FA
Silver / Argento
Regular

998/FAS
Silver / Argento
Small

998/FD
Golden / Dorato
Regular

998/FDS
Golden / Dorato
Small

998/FV
Green / Verde
Regular

998/FVS
Green / Verde
Small

	Mini
Tray / Vassoio	mm 180 x 100 x 10
Lid / Coperchio	mm 185 x 105 x 10



Lid
Coperchio

961/G
Silver / Argento



960/B
Blue / Blu



960/R
Red / Rosso



960/S
Silver / Argento

960/D
Golden / Dorato

960/V
Green / Verde

INSTRUMENTS SEIZING AND STERILIZING FORCEPS

PINZETTE COGLI/TRATTIENI

Specific tweezers conceived to ensure a safe handle of surgical instruments during cleaning and disinfection procedures. The tweezers code 1011 allow you to secure the protective cap on the used syringe needles avoiding the risk of injury and infection.

Pinze sviluppate per maneggiare gli strumenti chirurgici durante la fase di pulizia e disinfezione in tutta sicurezza. Inoltre con la pinzetta 1011 è possibile chiudere il cappuccio protettivo degli aghi usati delle siringhe evitando così il rischio di ferite ed infezioni.

1011
mm 165



1640 (mm 200)
1641 (mm 300)



1642
Cheate
mm 270



MISCELLANEOUS CUPS

CONTENITORI PER MESCOLARE

1150

ø mm 40 inox



1152

ø mm 80 inox

Capacity / Capacità: 0,1 litre



1151

ø mm 60 inox

Capacity / Capacità: 0,05 litre



1149

ø mm 25 inox

Cup with finger holder
Tazza con poggia dito

1148

ø max mm 45

Cup graduated

Tazza con scala graduata



6300

mm 150 x 80 x 15

Mixing glass

Piastra vetro per impasti



215/1 (ø mm 100) Capacity / Capacità: 0,3 litre

215/2 (ø mm 120) Capacity / Capacità: 0,5 litre

215/3 (ø mm 140) Capacity / Capacità: 0,8 litre

Mixing bowls for plaster and alginates

Tazze per alginato e gesso



**WASTE CONTAINER,
ALUMINIUM**
CONTENITORE PORTA
RIFIUTI, ALLUMINIO
ø 70 x 75 mm



975/G
(Silver / Argento)



975/D
(Yellow / Giallo)



975/R
(Red / Rosso)



975/V
(Green / Verde)



975/B
(Blue / Blu)

**COTTON DISPENSER,
ALUMINIUM**
DISTRIBUTORE
DI COTONE, ALLUMINIO
ø 55 x 75 mm



974/G
(Silver / Argento)



974/D
(Yellow / Giallo)



974/R
(Red / Rosso)



974/V
(Green / Verde)



974/B
(Blue / Blu)



6161/A (Silver / Argento)
6161/W (White / Bianco)
6161/B (Blue / Blu)
mm 85 x 85 x 360
Drinking cup dispenser
Distributore di bicchieri



6162
mm 45 x 45 x 50
Cotton pellet dispenser
Distributore di palline di cotone





6210

Napkin holder, 10 pcs
Catenelle appendi bavagli, 10 pz



MEDESY disposable saliva ejectors made in PVC atoxic, with metal wire, rounded cap for a perfect aspiration, flexible. Transparent plastic bags of 100/each and cartons of 1000/each. Aspirasaliva monouso MEDESY, in PVC non tossico, con filo metallico incorporato, cappuccio arrotondato per una perfetta aspirazione, flessibile. Imballati in sacchetti trasparenti da 100/pz. e cartoni da 1000/pz.

6100/15 (Neutral / Trasparenti)

6100/15 Blu (Blue / Blu)

6100/15 Verdi (Green / Verdi)



220

Tweezers porte films
Pinzette porta lastrine inox



6163

Alcohol burner
Lampada ad alcool

6163/S

Spare wick
Stoppino di ricambio



2821

Protesis carrier, assorted colors
Portaprotesi in plastica, colori assortiti



8400

Mayo instrument table for practice and operating room.

- Table's dimensions: mm 650 x 460 x 30 h
- Total dimensions: mm 714 x 500 x 695/1550
- Table's elevation: mm 695 to mm 1550

Tavolo di Mayo, per studio e sala operatoria.

- Dimensioni del tavolo: mm 650 x 460 x 30 h
- Dimensioni di ingombro: mm 714 x 500 x 695/1550
- Elevazione del tavolo: mm 695 a mm 1550



4100
ml 210

Aerosol can
Formato spray



4150
ml 250

Drop bottle
Formato a caduta

Lubricant oil: when used regularly it protects reliably from wear and prolongs the efficiency of the instrument. The lubricant oil ensures that all hinged and jointed instruments keep operating smoothly and delicately and also protects them from corrosion and residues. It is advisable to use the oil prior to sterilization procedures. Physically inert.

Olio lubrificante: se usato regolarmente prolunga la durata e l'efficienza dello strumento. L'olio lubrificante di Medesy favorisce il movimento scorrevole e delicato degli strumenti a snodo, proteggendo al tempo stesso da corrosione e sedimenti. Si raccomanda di utilizzarlo antecedentemente la fase di sterilizzazione; è fisicamente inerte.





3161
mm 90
Cuticle scissors
Forbici per pelli



3164
mm 90
Cuticle scissors
Forbici per pelli



3187
mm 90
Nail scissors baby
Forbici per unghie bimbo



3175/R
mm 78
Tweezer straight
Pinzetta retta



3175/O
mm 78
Tweezer slant
Pinzetta obliqua



3162
mm 90
Nail scissors
Forbici per unghie



3163
mm 95
Nail scissors
Forbici per unghie



3188
mm 95
Nose scissors
Forbici per naso



3190
mm 98
Tweezer straight
Pinzetta retta



3191
mm 98
Tweezer slant
Pinzetta obliqua



3180
mm 140
Nail nipper
Tronchese per unghie



3182
mm 120
Nail nipper
Tronchese per unghie



3184
mm 100
Cuticle nipper
Tronchese per pellicine



3192
mm 150
Nail file
Limetta per unghie

Your hands are the best instruments in your practice.
Take care of them with Medesy manicure set.

Le tue mani sono i più importanti strumenti per il tuo lavoro. Tienile curate con il set di manicure Medesy.



100
mm 115

101
mm 165

Stork scissors
Forbici cicogna



304/D

Gold plated, genuine leather
Dorato, astuccio in pelle



304/T

Nickel
Nichelato





INSTRUMENTS DISPLAY CASE

VALIGIA ESPOSITORE



Practical and solid showcase for displaying Medesy instruments with elegance and efficiency. The content of the showcase can be customized at choice according to specific needs. In addition to the case on the picture Medesy offers a few additional cases specifically conceived for forceps and elevators. Ask for more info

Pratiche e robuste valigette per esporre gli strumenti Medesy in modo elegante. Grazie agli elastici porta strumenti è possibile personalizzare il contenuto della valigetta. Oltre al modello raffigurato sono disponibili modelli specifici per pinze e leve per radici, maggiori informazioni su richiesta.

“ MEDESY IN SPOT

***Content can be changed
on request.***

*Il contenuto può essere
cambiato a richiesta. ”*

2918

Exposer
Espositore



New trolley, the optimal solution for exhibitions and presentations as it can contain a large number of instruments assorted in several trays. Available as an empty case or including a standard selection of Medesy instruments or even customized with your specific choice of products. On wheel casters the trolley can be easily transported.

Nuovo trolley per esposizioni e fiere di Medesy: un'ottima soluzione per portare numerosi strumenti in modo pratico e sicuro. Grazie alle rotelle in dotazione, il trolley si può trasportare agevolmente. Può essere fornito vuoto o in configurazione standard con articoli selezionati da Medesy o personalizzata su richiesta del cliente.



2915

2915 WITH OR WITHOUT INSTRUMENTS
2915 CON O SENZA STRUMENTI



“ MEDESY IN SPOT

**Content can be changed
on request.**

*Il contenuto può essere
cambiato a richiesta. ”*



ULTRASONIC CLEANER

VASCHE DI LAVAGGIO AD ULTRASUONI

7060

Specifications / Specifiche

Capacity / Capacità: 6 litre

Internal dimensions / Dimensioni interne 300 x 230 x 100 (h) mm

Power ultrasonic / Potenza ultrasuoni: 200/400 W – 38 KHz

7120

Specifications / Specifiche

Capacity / Capacità: 12 litre

Internal dimensions / Dimensioni interne 300 x 230 x 200 (h) mm

Power ultrasonic / Potenza ultrasuoni: 250/500 W – 38 KHz



Our new ultrasonic baths are available in two tank sizes: 6 and 12 litres. Extremely compact and easily operated, these ultrasonic baths provide a high standard cleansing of surgical and dental instrumentation. Made of stainless steel this product stands out for its solidity and use safety. Equipped with microprocessor control for precision cleansing time and temperature controlled operation, the digital control panel displays accurately also power and frequency of the ultrasounds. Ultrasonic cleaning involves the use of high-frequency sound waves and is considered the most efficient system nowadays as it guarantees the full and accurate removal of all dirt residuals even inside the joints of the surgical instruments (such as needle-holders, pliers and scissors) and it reduces the risk of cutting injuries which may occur during manual cleansing. The optimal performance and longer duration of an instrument depends also on the adopted cleaning procedures.

Nuove vasche per lavaggio ad ultrasuoni, disponibili in 2 varianti: 6 o 12 litri. Estremamente compatte e facili da utilizzare, garantiscono il perfetto lavaggio dello strumentario chirurgico ed odontoiatrico. Sono prodotte in acciaio inossidabile e si contraddistinguono per solidità e sicurezza d'uso. Fornite di regolazione digitale della temperatura e dei tempi di lavaggio, sono dotate anche di display digitale dove si evidenzia la potenza e la frequenza degli ultrasuoni. Il lavaggio ad ultrasuoni è il sistema più efficace: garantisce infatti la pulizia anche all'interno degli snodi degli strumenti (come porta aghi, pinze e forbici) e riduce il rischio di tagli causati da una pulizia manuale. Un perfetto lavaggio contribuisce alla buona funzionalità e durata nel tempo degli strumenti.



INSTRUMENT CARE

CURA DELLO STRUMENTO



HYGIENE: it is the basic factor for any dental office or any dental centre, a few important hygienic rules allow operators and patients to avoid possible risks of infection and contamination. Here below a list of the correct procedures which should be adopted to reach a perfect degree of cleanness of any surgical or dental instrument and for a safe handling of the device.

1. **PRE-DISINFECTION**, by bathing the instruments in appropriate disinfection solutions;
2. **RINSING**, to neutralize the instruments from residuals of the disinfection product used;
3. **ULTRASOUND CLEANSING**, using neutral chemical solution suitable to the specific instruments;
4. **RINSING**, to neutralize the instruments from residuals of chemical solution used;
5. **DRYING**, equally important is to dry the instruments as well as to check them. Joint-instruments should be regularly lubricated with appropriate lubricant oil;
6. **ASEPTIC PACKAGING**;
7. **STERILIZATION**, steam sterilization at 134° degree;
8. **STORAGE**.

ATTENTION:

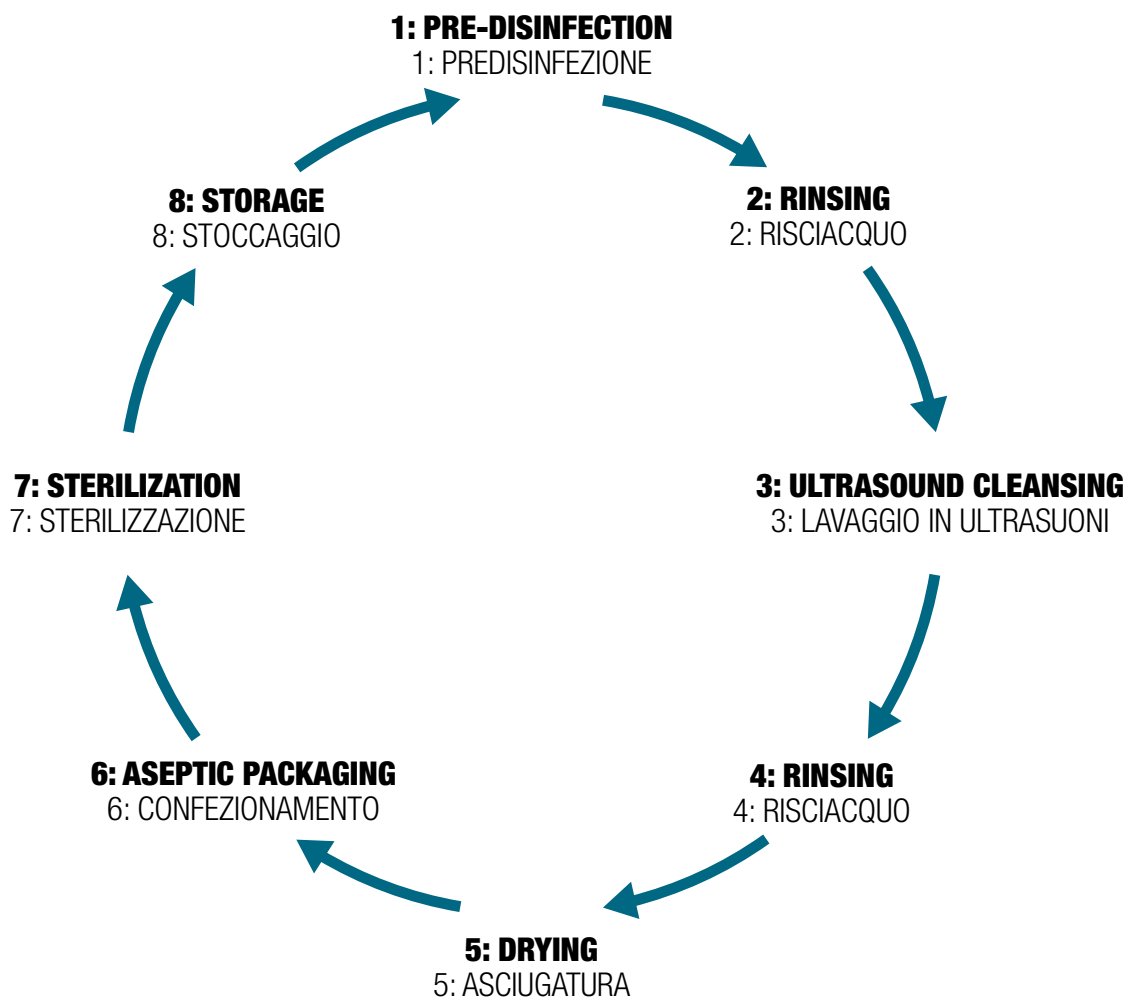
1. We strongly suggest to follow the instructions indicated on the chemical products used for the cleansing.
2. Do not sterilize contemporaneously instruments made of different materials (ex: stainless steel - aluminium – titanium) since each material reacts differently to the chemical solution utilized. We advise to choose the cleansing product in relation to the instrument material.

IGIENE: è il fattore fondamentale per rendere uno studio odontoiatrico sempre sicuro e tenerlo al riparo da rischi di infezioni e contaminazioni nei confronti degli operatori stessi e dei pazienti. Riassumiamo qui graficamente quali sono le procedure corrette per maneggiare lo strumentario chirurgico ed odontoiatrico in sicurezza, elevando il grado di pulizia degli strumenti stessi.

1. **PREDISINFEZIONE**, immergendo gli strumenti in soluzioni disinfettanti;
2. **RISCIACQUO**, per neutralizzare gli strumenti dal prodotto disinfettante utilizzato;
3. **LAVAGGIO IN ULTRASUONI**, con soluzioni chimiche neutre ed adeguate alla tipologia di strumento;
4. **RISCIACQUO**, per neutralizzare gli strumenti dal prodotto chimico utilizzato;
5. **ASCIUGATURA**, con relativo controllo dello strumentario ed eventuale oliatura per strumenti a snodo;
6. **CONFEZIONAMENTO**;
7. **STERILIZZAZIONE**, a vapore per un massimo di 134°C;
8. **STOCCAGGIO**.

ATTENZIONE:

1. Attenersi alle indicazioni d'uso indicate nei prodotti chimici utilizzati.
2. Non maneggiare contemporaneamente strumentario prodotto con materiali diversi (es. acciaio Inox – alluminio – titanio) in quanto la loro reazione alle soluzioni chimiche utilizzate è diversa. Utilizzare quindi prodotti specifici in base al materiale che si intende sterilizzare.





INSTRUCTIONS FOR USE

ISTRUZIONI E MODI D'USO

Dear Customer,
we kindly ask you to read carefully the following instructions before handling and using our instruments.

Each MEDESY instrument has been realized with great care and professionalism and should be utilized by qualified and dental specialized personnel only.

FIRST USE (INITIAL USE)

The instrument is supplied 'NON-STERILE': it must be properly washed, rinsed and sterilized before any use. We suggest a cleansing made by Ultrasounds-device, if not available, you may also rinse the instruments manually: use a rigid brush with plastic bristles (NO metal bristles) and however make sure that you use the proper washing and decontamination solutions.

It is highly recommended to sterilize the instruments only after you have accurately washed them, if the instrument is not perfectly clean, the sterilization may be prejudiced. We remind you to follow carefully the using instructions provided by the manufacturer of the sterilization equipment.

ADVICES FOR A PERFECT AND EFFICIENT MAINTENANCE

- A. All the cleaning operations must be exclusively carried out in areas duly equipped and specifically assigned to this purpose.
- B. Instruments must be immediately disinfected after each working session, using proper solutions whose effectiveness has been proved. Ensure that you are selecting the correct dosage of the cleaning/decontamination solution, the right washing duration and the optimal temperature. However always follow the instructions given by the equipment manufacturer and by the cleaning solutions producer.
- C. Cleaning/disinfectant solutions containing sodium hypochlorite (NaClO) may often cause oxidation or corrosion to the instruments, compromising seriously their performance grade.
- D. Cleaning/disinfecting solutions must be changed daily.
- E. The best recommended method for a proper washing of the instruments is the ultrasound cleaning, especially suggested for the joint instruments (ex: pliers, scissors, needle-holders, ...).
- F. For washing/sterilization do not put together in the same tray instruments made of different metals (ex: common steel with stainless steel, aluminum, titanium, chromed steel, ...).
- G. For appropriate washing/disinfection all joint and hinged instruments (ex: pliers, scissors, needle-holders, ...) should be in the open position, multiple-part devices should be disassembled.
- H. Make sure that trays are not overloaded with instruments since this could compromise the washing/disinfection.
- I. Possible residuals after the first rinse must be completely removed.
- J. It has been proved that the ideal temperature for the final rinsing is between 80°C and 90°C.
- K. It is highly recommended to use only demineralised water during the final rinsing, a precaution which prevents the formation of dark stains.
- L. To maintain the perfect efficiency of joint instruments, it is necessary to lubricate them regularly with specific products (NEVER USE INDUSTRIAL OILS).

Autoclave sterilization by saturated steam is the most used method nowadays: steam sterilization involves the use of steam under pressure, delivered at a particular temperature for an appropriate time. Based on heat interacting on the thermal exchange with the instrument temperature and on the pressure it produces an increase of the water evaporation latent heat.

- For this method of sterilization, it is highly recommended that each cycle should not exceed the duration of 7 minutes, with a temperature of 134° C and a pressure of 2,1 bar.

- For the instruments sterilized in pouches ensure that the rinsing procedure executed before the sterilization is carefully completed by a full drying cycle, note that water remains inside the sterilizing pouches may cause corrosion or oxidation to the instruments and generate bacteria formation.

- Sterile products must be preserved in specific storage areas, dry and without dust.

ATTENTION:

DRY HEAT STERILIZATION

A sterilization exceeding 177° C (350° F) weakens the temper of the instrument and consequently lowers its cutting performance and its elasticity (especially the cutting instruments may lose some of their sharpness; a darkening of the instruments may also occur, brown spots similar to oxidation).

COLD STERILIZATION

It is highly recommended to pay particular attention to the selected solutions, as some of them could be inefficient and some others could be corrosive. We suggest to use solutions with a basic PH and to respect carefully the time of submersion into the sterilizing liquid given by the producer.

ALUMINUM AND TITANIUM INSTRUMENTS

Do not put aluminum instruments and titanium instruments into thermal devices and/or ultrasound baths. For cleansing these instruments use only substances that are specifically suggested for aluminum and titanium. Never use products which are too alkaline or too acid (we suggest PH between 4 and 8), note that some solutions are not compatible at all with aluminum nor titanium.

WARNING

The lack of observance of the fundamental instructions hereby described can permanently damage the instrument and consequently all right for substitution or repair under warranty terms will be considered as null and void.

- Surgery instruments must always be handled with highest care and attention;
- It is full responsibility and duty of the end-user to take proper care of the instrument;

- Each instrument is designed for a specific purpose. Using it for other and different scopes can cause damages or defects to the instrument, which may lead to serious injury or even death to patient;

- All instruments must always be checked and tested before each use. Visible defects, deformations or scratches affect the functioning of the instrument. Therefore the use of defective instruments is strictly forbidden;

- Damaged or worn instruments must be immediately replaced; any eventual defective instrument can be repaired or replaced by Medesy only;

- Medesy declines all responsibility for any kind of physic damage caused by the use of defected or worn instruments that should have been replaced due to their bad condition.

- Each Medesy instrument is carefully checked and inspected before the packaging and delivery, therefore it is free from any manufacturing or functioning defect.

Medesy declines all responsibility for the following cases:

1. Damages caused by a misuse of the instrument;
2. Damages caused by a wrong process of cleaning and/or sterilization of the instrument;
3. Damages due to the storage of the instruments in unsuitable locals;
4. Damages caused by the lack of maintenance of the instrument, especially for the jointed ones, which duly need a regular lubrication in the joint parts.

For further information or need, we remain at your complete disposal. Kindly address your requests to the following address:

e-mail info@medesy.it; Ph. +39 (0)427 72786; Fax: +39 (0)427 71541

Caro Cliente,

Le chiediamo cortesemente di leggere attentamente le seguenti istruzioni prima di utilizzare gli strumenti.

Ogni strumento MEDESY è realizzato con la massima cura e professionalità ed è destinato esclusivamente a personale odontoiatrico qualificato.

PRIMO UTILIZZO

Lo strumento viene fornito in condizione 'NON STERILE': deve quindi essere opportunamente lavato, risciacquato e sterilizzato prima di essere utilizzato. Se non è possibile utilizzare una vasca ultrasuoni, il lavaggio degli strumenti può essere effettuato anche manualmente: utilizzare uno spazzolino rigido con setole di plastica (NON metallo) ed assicurarsi sempre di utilizzare le soluzioni per il lavaggio e la decontaminazione appropriate.

Si raccomanda di sterilizzare gli strumenti solo dopo aver effettuato un'accurata pulizia. Se lo strumento non è perfettamente pulito, il risultato della sterilizzazione ne è pregiudicato (seguire attentamente le istruzioni del fabbricante dell'apparecchio utilizzato per la sterilizzazione).

SUGGERIMENTI PER UNA PERFETTA ED EFFICACE MANUTENZIONE

A. Le operazioni di pulizia devono essere effettuate in area esclusivamente attrezzata e predisposta per questa operazione, eseguite esclusivamente da personale esperto ed istruito per tale scopo.

B. Immediatamente dopo l'uso gli strumenti devono essere disinfettati mediante l'utilizzo di soluzioni di provata efficacia. Assicurarsi del corretto dosaggio delle soluzioni detergenti/decontaminanti, della durata del lavaggio e della temperatura dello stesso, come da istruzioni suggerite dal costruttore della macchina e dal produttore delle soluzioni detergenti.

C. Soluzioni detergenti/disinfettanti a base di ipoclorito di sodio (NaClO) possono frequentemente causare fenomeni di corrosione e ossidazione degli strumenti, compromettendone seriamente l'uso.

D. Le soluzioni detergenti/disinfettanti vanno cambiate giornalmente.

E. Il metodo migliore che si raccomanda per un corretto lavaggio degli strumenti è il lavaggio ad ultrasuoni, particolarmente indicato per gli strumenti a snodo (es. pinze, forbici, porta-aghi, etc.).

F. Non inserire nei vassoi per il lavaggio/sterilizzazione strumenti di metallo diverso (es. acciaio inox, alluminio, titanio, ecc.).

G. Gli strumenti a snodo (es. pinze, forbici, porta-aghi, etc.) vanno sempre aperti prima del lavaggio /disinfestazione.

H. Assicurarsi che i vassoi non siano sovraccaricati di strumenti in quanto questo potrebbe comprometterne il lavaggio/disinfestazione.

I. Eventuali residui dopo il primo lavaggio devono essere completamente rimossi.

J. È stato verificato che la temperatura ideale per il risciacquo finale si attesta tra gli 80° C e i 90° C.

K. Si raccomanda di utilizzare solo acqua demineralizzata durante il risciacquo finale. Questo accorgimento evita la formazione di macchie scure.

L. Per mantenere gli strumenti a snodo in perfetta efficienza, bisogna lubrificarli regolarmente (a freddo) con prodotti specifici (assolutamente non utilizzare oli industriali).

La sterilizzazione in autoclave a vapore saturo è tutt'oggi il sistema più utilizzato: si basa sul calore (che serve per sterilizzare) il quale agisce sullo scambio termico con la temperatura dello strumento e sulla pressione che aumenta il calore latente di evaporazione dell'acqua.

- Per questo tipo di sterilizzazione si raccomandano generalmente cicli della durata di 7 minuti ad una temperatura di 134° C e pressione di 2,1 bar.

- Per gli strumenti imbustati è molto importante eseguire perfettamente il ciclo di asciugatura in quanto l'eventuale permanenza di acqua nella busta potrebbe dar luogo a fenomeni di corrosione e ossidazione sugli strumenti e generare formazioni batteriche.

- I prodotti sterili dovranno essere conservati in area riservata, asciutta e priva di polveri.

ATTENZIONE:

STERILIZZAZIONE A CALDO

Una sterilizzazione eccedente i 177° C (350° F) indebolisce la tempera dello strumento e quindi la sua capacità di taglio ed elasticità (in particolare per gli strumenti da taglio, che possono subire una riduzione dell'affilatura); potrà anche verificarsi un imbrunimento dello strumento, macchie di colore marrone simili ad ossidazione.

STERILIZZAZIONE A FREDDO

Si raccomanda di prestare particolare attenzione alle soluzioni scelte, poiché alcune potrebbero essere inefficaci ed altre corrosive. Si consiglia di usare soluzioni a PH basico e di rispettare scrupolosamente i tempi di immersione nel liquido sterilizzante suggerito dal produttore (sterilizzazione comunque non raccomandata).

STRUMENTI ALLUMINIO E TITANIO

Non inserire strumenti in alluminio e in titanio negli apparecchi termici o vasche ad ultrasuoni. Utilizzare solo ed esclusivamente sostanze specificatamente indicate per l'alluminio ed il titanio. Non utilizzare prodotti troppo alcalini o troppo acidi (si consiglia un PH tra 4 e 8): alcuni sono incompatibili e potrebbero deteriorare lo strumento.

AVVERTENZE

La non osservanza delle istruzioni fondamentali qui indicate può danneggiare irrimediabilmente lo strumento e farà quindi decadere qualsiasi diritto di sostituzione e riparazione in garanzia.

- Maneggiare gli strumenti chirurgici sempre con la massima cura ed avvertenza;
- È dovere e responsabilità dell'utilizzatore prestare sempre la massima attenzione e cura agli strumenti;

- Ogni singolo strumento è stato creato per un suo utilizzo specifico. Utilizzare gli strumenti per scopi diversi da quelli per cui sono stati designati può danneggiare seriamente gli strumenti e provocare di conseguenza seri danni o addirittura la morte del paziente;
- Gli strumenti vanno sempre controllati prima di ogni loro utilizzo: difetti visibili, deformazioni o graffi alterano il normale funzionamento dello strumento. Quindi l'uso di strumenti difettosi è assolutamente vietato;

- Gli strumenti danneggiati o consumati vanno immediatamente sostituiti; in caso di strumenti difettosi, questi saranno riparati o sostituiti solo ed esclusivamente da Medesy;
- Medesy declina ogni responsabilità per eventuali danni causati da strumenti difettosi o consumati che andavano sostituiti;

- Ogni strumento Medesy viene accuratamente ispezionato e controllato prima dell'imballo e relativa spedizione, pertanto privo di difetti di fabbricazione e funzionalità.

Medesy declina ogni responsabilità nei seguenti casi:

1. Danni causati da un uso improprio dello strumento;
2. Danni causati da errati processi di pulizia e sterilizzazione dello strumento;
3. Danni causati dallo stoccaggio degli strumenti in locali non idonei;
4. Danni causati dalla mancata manutenzione degli strumenti, specialmente di quelli a snodo, che necessitano di regolare lubrificazione delle parti in gioco.

Per ulteriori informazioni rimaniamo a vostra completa disposizione; si prega di rivolgersi ai seguenti recapiti:

e-mail info@medesy.it; Tel. +39 (0)427 72786; Fax. +39 (0)427 71541.



A			
Adams pliers	F7, F17		
Aderer pliers	F8		
Adson needle holders	A77		
Adson tweezers	A99		
Ainsworth clamps forceps	D24		
Albrecht tweezers	A8		
Alcohol burner	H16		
Allen periosteals elevators	A49		
Allis forceps	A83		
Aluminium trays	H12-H13		
Amalgam carriers	D14-D15		
Amalgam carvers	D11		
Amalgam well	D15		
Angle pliers	F7-F8, F17		
Apexo elevators	A38		
Apical elevators	A31		
Arkansas stones	C27		
Arnhold pliers	E20		
Articulators	G11		
Austin retractors	A87		
B			
Backhaus forceps	A82		
Band pusher	F25		
Band remover pliers	F14		
Band seater	F25		
Barraquer needle holders	A71		
Baumgartner needle holders	A76		
Beebee scissors	A66		
Beerendonk calipers	G20		
Bein elevators	A31		
Bennet instruments	D5		
Bennet periosteals elevators	A46		
Berg crown forceps	D27		
Beyer bone rongeurs	A53		
Bishop-Harman tweezers	A102		
Black instruments	D10		
Black sharp scissors	A65		
Blade beaks forceps	A24-A28		
Blumental bone rongeurs	A52-A53		
Bohm crown forceps	D26		
Boley calipers	G20		
Bone aspirators	E10		
Bone crusher	E8		
Bone curettes	C14-C15		
Bone files	A50		
Bone graft holding pliers	E20		
Bone injectors	E9		
Bone mill	E8		
Bone pluggers	E11		
Bone rongeurs	A52-A53		
Bone scoops	E9		
Bone scrapers	E8		
Boynton needle holders	A74		
Bracket remover pliers	F14		
Brackets instruments	F24		
Brewer clamps forceps	D24		
Bruenings retractors	A86		
Buck files	C23		
Buck periodontal knives	C24		
Buser sinus lift	E13		
C			
Calipers	E17, G20		
Castroviejo calipers	E17		
Castroviejo needle holders	A72-A73		
Castroviejo scissors	A63		
Cement spatulas	G6		
Ceramic instruments	G8		
Cheatle forceps	H13		
Cheek retractors	A86		
Chisels	E14-E15		
Chompret syndesmotomes	A32		
Cinch back pliers	F12		
Clamps	D19-D23		
Clamps forceps	D24		
Cleveland bone rongeurs	A53		
College tweezers	B5		
Collins forceps	A84		
Columbia curettes	C8		
Comella forceps	A22		
Composite instruments	D6-D9		
Containers sterilization	H6		
Cook-Waite syringes	A95		
Cooley tweezers	A99		
Cotton dispenser	H15		
Coupland elevators	A32		
Cow horn beak forceps	A12		
Crane Caplan periodontal knives	C24		
Crane tweezers	C18		
Crile-Ryder needle holders	A76		
Crile-Wood needle holders	A78		
Crimpable pliers	F14		
Crown instruments	D25-D27		
Crown openers	D27		
Crown removers	D25		
Crucible tongs	G10		
Cryer elevators	A31-A32		
Cryer tooth forceps	A9, A18		
Cumine scalers	C12		
Curettes	C2-C7		
Cutters orthodontic	F4-F5		
D			
Darby Perry scalers	C12		
De La Rosa pliers	F9, F19		
De Marco curettes	C8		
Dean scissors	A64		
De-Bakey tweezers	A99		
Dental dam	D18		
Derf needle holders	A78		
Desmarres retractors	A86		
Diagnostic instruments	B2-B12		
Didner matrix retainers	D16		
Display cases	H20		
Distal end cutters	F3		
Dressing forceps	A84		
Dressing tweezers	B5		
Drinking cup dispenser	H15		
Drums sterilization	H7		
E			
Eiselberg-Mathieu needle holders	A75		
Elastomers spatulas	G7		
Enamel instruments	D10		
Endobox	D32-D34		
Endodontic instruments	D28-D34		
Endometer	D33		
Ehrlicke impression trays	G15		
Excavators	C20-C22		
Exomed	A2-A3		
Explorers	B6-B9		
Explorers root canal	D30		
F			
Fahnenstock knives	G4		
Farabeuf retractors	A86		
Fedi chisels	C25		
Fischer pliers	F20		
Flagg tweezers	B5		
Flohr elevators	A31		
Foerster forceps	A84		
Forceps broken instruments	D31		
Forceps for articulating paper	G19		
Fragment forceps	A15		
Fragment's extractors	A41		
Frahm instruments	D11		
Frazier suction tubes	A83		
Freer periosteals elevators	A48		
Friedman bone rongeurs	A53		
Friedman elevators	A34		
Furrer crown instruments	D26		
G			
Gammatrix trays	H2-H5		
Gerald tweezers	A98		
Gill-Hess tweezers	A102		
Gillies needle holders	A79		
Gillies retractors	A86		
Gingival cord packer	D17		
Glick pluggers	D28		
Goldman-Fox curettes	C9		
Goldman-Fox periodontal knives	C24		
Goldman-Fox periosteals elevators	A48		
Goldman-Fox probes	B11-B12		
Goldman-Fox scissors	A57-A60		
Gracey curettes	C2-C7		
Gritman knives	G5		
Gross-Maier forceps	A84		
H			
Haemostatic forceps	A82		
Halsey needle holders	A76		
Harris forceps	A9, A18		
Hartmann forceps	A82		
Heidbrink elevators	A33		
Heidemann spatulas	D9		
Heiss forceps	A82		
Hemingway bone curettes	C14		
Henahan retractors	A90		
High performance scissors	A66		
Hirschfeld files	C23		
Hi-Tech scissors	A69		
Hoes curettes	C11		
Hollenback instruments	D2, D11		
Hollow chop pliers	F11		
Hopkins periosteals elevators	A46		
Hourigan periosteals elevators	A49		
How pliers	F6, F16		
Howard periosteals elevators	A49		
Hygienist scalers	C13		
Hylin elevators	A32		
Hylin knives	G5		
I			
Implant site dilators	E5		
Impression trays	G12-G19		
Interproximal instruments	D11		
Intraligamentary syringes	A92-A94		
Iris scissors	A58-A61		
Ivory clamps forceps	D24		
Ivory matrix retainers	D16		
Iwanson calipers	G20		
J			
Jaquette scalers	C13		
Jarabak pliers	F8, F20		
Johnson pliers	F13, F21		
Jones forceps	A84		
Joseph scissors	A57, A58		
K			
Kelly forceps	A82		
Kelly scissors	A57-A62		
Kerrison bone rongeurs	A52		
Kidney bowls	H10		
Kilner scissors	A57		
Kirkland periodontal knives	C24		
Kocher retractors	A88		
Kopp elevators	A37		
L			
Laboratory sets	G9		
Ladmore forceps	A16		
Ladmore instruments	D4		
La-Grange scissors	A57-A59		
Lame de Tessier	A90		
Langbeck pliers	F17, F20		
Langbeck retractors	A88		
Langer curettes	C8		
Le Cron knives	G5		
Lecluse elevators	A36		
Lempert bone rongeurs	A53		
Lessmann knives	G4		
Ligature forceps	F22-F23		
Ligature directors	F23		
Lindo-Levian elevators	A40		
Lip retractors	A87		
Lister scissors	A64		
Locklin scissors	A64		
London Hospital elevators	A32		
Lorna forceps	A83		

Lubricant oil	H17
Lucas bone curettes	C15
Luer bone rongeurs	A52
Luniatscheck forceps	A83
Lussatore elevators	A39

M

Mallets	E15, G10
Manicure instruments	H18
Margin trimmers	D10
Marilyn scissors	A62
Markley instruments	D2
Marquette instruments	D2
Mathieu needle holders	A74-A75
Mathieu-Olsen needle holders	A79
Matrix bands	D17
Matrix retainers	D16
Mayo scissors	A58, A64
Mayo table	H17
Mayo-Hegar needle holders	A77
Mc Call curettes	C9
Mc Kellops pliers	F21
McFarlane scalars	C13
Mead mallets	E15
Mead periosteals elevators	A49
Medan elevators	A35
Medesject syringes	A92-A93
Medimpla elevators	A43
Medoss osteotomes	E2-E3
Mercury instruments	D11
Mercury probes	B11
Meriam tweezers	B5
Merrit probes	B11
Mershon band pusher	F25
Metzenbaum scissors	A58, A64
Micro mirrors	A101
Microsurgical instruments	A100-A104
Middeldorpf retractors	A88
Midelux elevators	A42
Mill holders	D34
Miller bone curettes	C14
Miller bone files	A50
Miller elevators	A32
Miller forceps	G19
Mini Mathieu forceps	F22
Minnesota university retractors	A87
Mirrors	B2-B3
Mirrors handles	B4
Miscellaneous cups	H14
Misch retractors	A90
Mitchell scalars	C12
Mixing bowls	H14
Mixing glass	D15
Molt periosteals elevators	A48
Monfort crown forceps	D27
Mosquito forceps	A82
Mouth gags	A85
Mucotomes	E7

N

Nabers probes	B9
Nance pliers	F12, F18
Napkin holder	H16
Needle holders	A70-A80
Neumann scissors	A57
Nevius forceps	A18
Noyes scissors	A63
Nystrom instruments	D12
Nystrom matrix retainers	D16

O

Obwegeser retractors	A88-A89
Ochsenbein chisels	C25, E14
Olsen-Hegar needle holders	A80
Optical pliers	F11
Orban periodontal knives	C24
Orientable retractors	A88-A90
Oringer mouth gags	A85
Orthodontic pliers	F2-F22
Osteotomes	E2-E6

Osteotomes double lock	E4
------------------------	----

P

Parmlly forceps	A18
Partsch mallets	E15
Periodontal chisels	C25
Periodontal files	C23
Periodontal knives	C24
Periosteals elevators	A46-A49
Periotome	A51
Perry tweezers	B5
Physick forceps	A19
Pin holding tweezers	D31
PK Thomas instruments	G2-G3
Placement instruments	D30
Plaster & alginate spatulas	G7
Plaster shears	G10
Plastic-filling instruments	D2-D5
Pliers holder	F28
Pluggers & Condensers	D2-D4
Pluggers endodontic	D28
Polysulfone trays	H8-H9
Pott elevators	A34
Prichard periosteals elevators	A49
Probes	B10-B12, C17-C19
Protesis carrier	H16

R

Rack for trays	H11
Retractors	A86-A90
Reynolds pliers	F13
Rhodes chisels	C25
Ring lock scissors	A67
Rochester-Pean forceps	A82
Romerowski instruments	D4
Root elevators	A30-A43
Routurier forceps	A16
Rowney forceps	A12
Rubber dam clamps	D19-D23
Rubber dam frame	D22
Ruler	G20
Russian tweezers	A98

S

Saliva ejector	H16
Sanders periodontal knives	C24
Saws	G10
Scalars	C12-C13
Scalpel blades	A55
Scalpel handles	A54-A55
Scalpel removers	A54-A55
Schluger files	C23
Schwarz pliers	F9, F13, F21
Scissors	A56-A69
Seldin elevators	A31-A32
Seldin periosteals elevators	A46-A47
Semken tweezers	A98
Senn-Miller retractors	A86
Sharpening stones	C27
Sinus lift instruments	E12-E13
Siqueland matrix retainers	D16
Smaha forceps	F22
Soldering tweezers	G19
Spatulas	G6-G7
Spencer scissors	A64
Splinter forceps	A15
Spreaders	D29
Square ring scissors	A68
Stahl syringes	A96
Steiner forceps	F23
Sterilizing forceps	H13
Sternberg retractors	A87
Stieglitz	A15
Suction tubes	A83
Sugarman files	C23
Suture tweezers	A81
Swedish needle holders	A78
Swiss type curettes	C8
Syndesmotomes	A46-A47
Syringe for elastomers	G13
Syringes	A92-A96

T

Tanner instruments	D2
Taylor scalars	C12
Taylor tweezers	A98
TG chisels	C25
Tissue retractors	A86
Tissue tweezers	A98
Titanium curettes	C10
Tofflemire matrix retainers	D16
Tomati scissors	A68
Tomes forceps	A9, A19
Tongue forceps	A84
Tonsil gauze packers	A83
Tooth forceps	A4-A29
Tooth forceps Pedro	A5-A9
Tooth tweezers	A8
Towel forceps	A84
Towner Jaquette scalars	C13
Trephines	E7
Trolley	H21
Trotter forceps	A20-A21
Tweed pliers	F8-F10, F18-F19
Tweezers	A98-A99
Tweezers for membranes	E16
Tweezers for pins and abutments	E16

U

Ultrasonic bath	H22
Universal curettes	C8
Universal matrix retainers	D16
Universal pliers	F21
Universal retractors	A87
Universal scissors	A66
Universal trays	H10-H11
Utility pliers orthodontics	F6

V

Vestibulum retractors	A87
Volkmann bone curettes	C15
V-stop plier	F20

W

W. Barry elevators	A36
Wahl bone files	A50
Wakefield chisels	E14
Waldsachs pliers	F21
Ward instruments	D3, D11
Warwick-James elevators	A34
Washington clamps forceps	D24
Wassmund retractors	A88
Wax & modelling instruments	G2-G3
Wax knives	G4-G5
Wedelstaedt instruments	D12
Weingart pliers	F6, F16
Westcott instruments	D4
Weston spatula	G6
White clamps forceps	D24
White instruments	D5
Wieder retractors	A87
Wiland instruments	D11
Williams probes	B11-B12
Williger bone curettes	C15
Williger scalars	C12
Willinger periosteals elevators	A46
Winter elevators	A36
Witzel forceps	A16
Wood forceps	A13
Woodson instruments	D8
Wynman crown forceps	D26

Y

Young forceps	A84
Young pliers	F10, F18
Younger Good curettes	C9

Z

Zahle knives	G5
Zed scissors	A61
Zerfing chisels	C25
Zuricher calipers	G20



A			
Abbassalingua	A86		
Adams pinze	F7, F17		
Aderer pinze	F8, F19		
Adson pinzette	A99		
Adson porta aghi	A77		
Ainsworth foradiga	D24		
Albrecht pinzette	A8		
Allen scollaperiostei	A49		
Allis pinze	A83		
Altimetro per attacchi	F24		
Angle pinze	F7, F17		
Apexo leve	A38		
Apical leve	A31		
Apribocca	A85		
Arkansas pietre	C27		
Arnhold pinze	E20		
Articolatori	G11		
Aspirasaliva	H16		
Aspiratori per osso	E10		
Austin divaricatori	A87		
B			
Backhaus pinze	A84		
Bad-Parker manici	A55		
Ball otturatori	D4		
Barraquer porta aghi	A71		
Barraquer-Katzin pinzette	A102		
Baumgartner porta aghi	A76		
BeeBee forbici	A66		
Beerendonk calibri	G20		
Bein leve	A31		
Bennet scollatori	A46		
Berg per corone	D27		
Beyer pinze	A53		
Bishop-Harman pinzette	A102		
Bisturi per gengivectomia	C24		
Black sharp forbici	A65		
Black trimmers	D10		
Blade beaks pinze	A24-A28		
Blumenthal pinze	A52		
Bohm per corone	D26		
Boley calibri	G20		
Boynton porta aghi	A74		
Bruenings divaricatori	A86		
Buck bisturi	C24		
Buck lime	C23		
Buser per rialzo	E13		
C			
Calibri	E17, G20		
Cannule aspirazione	A83		
Castroviejo calibri	E17		
Castroviejo forbici	A63		
Castroviejo porta aghi	A72-A73		
Catenelle appendi bavagli	H16		
Cesoie per gesso	G10		
Cestelli per sterilizzare	H7		
Chompret sindesmotomi	A46		
Cinch back pinze	F12		
Cleveland pinze	A53		
College pinzette	B5		
Collins pinze	A84		
Coltelli per cera	G4		
Columbia currettes	C8		
Comella pinze	A22		
Comella specchietti	B2		
Compattatore per osso	E11		
Containers	H6		
Contentitori per endodonzia	D32-D34		
Contentitori per mescolare	H14		
Contentitori portarifiuti	H15		
Cook-Waite siringhe	A95		
Cooley pinzette	A99		
Corna di bue pinze	A12		
Coupland leve	A32		
Crane-Caplan bisturi	C24		
Crane-Caplan pinzette	C18		
Crile-Ryder porta aghi	A76		
Crile-Wood porta aghi	A78		
Cryer leve	A31-A32		
Cryer pinze estrazione	A9, A18		
Cucchiari alveolari	C14-C15		
Cumine scaler	C12		
Currettes	C2-C10		
Currettes titanio	C10, E18		
Currettes universali	C8		
D			
Darby-Perry scaler	C12		
De La Rosa pinze	F9, F19		
De Marco currettes	C8		
Dean forbici	A64		
De-Bakey pinzette	A99		
Derf porta aghi	A78		
Desmarres divaricatori	A86-A90		
Didner portamatrici	D16		
Diga dentale	D18		
Distali ortodontici	F3		
Distributore di cotone	H15		
Divaricatori	A86-A90		
E			
Eiselberg-Mathieu porta aghi	A75		
Endobox	D32-D34		
Endometer	D33		
Escavatori	C20		
Estrattore per frammenti	A41		
Exomed	A2-A3		
F			
Fahnenstock coltelli	G4		
Farabeuf divaricatori	A86		
Fedi scalpelli	C25		
Fischer pinze	F20		
Flagg pinzette	B5		
Flohr leve	A31		
Foerster pinze	A84		
Forbici	A56-A69		
Frahm per amalgama	D11		
Frazier cannule	A83		
Freer scollaperiostei	A48-A49		
Friedman pinze	A53		
Furrer per corone	D26		
G			
Gerald pinzette	A98		
Gill-Hess pinzette	A102		
Gillies divaricatori	A86		
Gillies porta aghi	A79		
Glick plugger	D28		
Goldman-Fox bisturi	C24		
Goldman-Fox currettes	C9		
Goldman-Fox forbici	A57, A58, A60, A61		
Goldman-Fox scollaperiostei	A48		
Goldman-Fox sonde parodontali	B11-B12		
Gracey currettes	C3-C7		
Grattino per osso	E8		
Gritmann coltelli	G4		
Gross-Maier pinze	A84		
H			
Halsey porta aghi	A77		
Halstead-Mosquito pinze	A82		
Harris pinze estrazione	A9, A18		
Hartmann pinze	A82		
Heidbrink leve	A33		
Heidemann spatole	D9		
Heiss pinze	A82		
Hemingway cucchiari	C14		
Henahan divaricatori	A90		
Hirschfeld lime	C23		
HiTech forbici	A69		
Hoes scaler	C11		
Hollenback otturatori	D2		
Hollenback per amalgama	D11		
Hollow-Chop pinze	F11		
Hopkins scollatori	A46		
Hourigan scollaperiostei	A49		
How pinze	F6, F16		
Howard scollaperiostei	A49		
Hygienist scaler	C13		
Hylin leve	A32		
Hylin strumenti	G5		
I			
Iniettori per osso	E9		
Iris forbici	A58, A59, A60, A61		
Ivory foradiga	D24		
Ivory matrici	D17		
Ivory portamatrici	D16		
Iwanson calibri	G20		
J			
Jaquette scaler	C13		
Jarabak pinze	F8, F20		
Johnson pinze	F13, F21		
Jones pinze	A84		
Joseph forbici	A57		
K			
Kelly forbici	A57, A58, A60		
Kelly pinze	A82		
Kerrison pinze	A52		
Kilner forbici	A57		
Kirkland bisturi	C24		
Kocher divaricatori	A88		
Kopp leve	A37		
L			
La Grange forbici	A57, A58, A60		
Ladmore otturatori	D4		
Ladmore pinze	A16		
Lame per bisturi	A55		
Lampada ad alcohol	H16		
Langbeck pinze	F17, F20		
Langenbeck divaricatori	A88		
Langer currettes	C8		
Le Cron strumenti	G5		
Lecluse leve	A36		
Lempert pinze	A53		
Lessmann coltelli	G4		
Leve per radici	A30-A43		
Lime parodontali	C23		
Lime per alveolotomia	A50		
Lindo Levian leve	A40		
Lister forbici	A64		
Locklin forbici	A64		
London Hospital leve	A32		
Lorna pinze	A83		
Lucas cucchiari	C15		
Luer pinze	A52		
Luniatscheck porta tamponi	A83		
Lussatore leve	A39		
M			
Manici per bisturi	A54-A55		
Manici per specchietti	B4		
Manicure strumenti	H18-H19		
Marilyn forbici	A62		
Markley otturatori	D2		
Marquette otturatori	D2		
Martelletti per laboratorio	G10		
Martelli levacorone	D25		
Mathieu mini	F22		
Mathieu porta aghi	A74-A75		
Mathieu-Olsen porta aghi	A79		
Matrici	D17		
Mayo forbici	A58, A64		
Mayo tavolo servitore	H17		
Mayo-Hegar porta aghi	A77		
McCall currettes	C9		
McFarlane scaler	C13		
McKellops pinze	F21		
Mead martelli	E15		
Mead scollaperiostei	A49		
Medan leve	A35		
Medesjyct siringhe	A92-A93		
Medimpla leve	A43		
Medoss osteotomi	E2		
Mercury per amalgama	D11		
Mercury sonde parodontali	B11		
Meriam pinzette	B5		

Merrit sonde parodontali	B11
Mershon spingibande	F25
Metzenbaum forbici	A58, A64
Microchirurgia	A100-A104
Middeldorpf divaricatori	A88
Midelux leve	A42
Midelux leve	A87
Miller cucchiari	C15
Miller leve	A32
Miller lime	A50
Miller pinzette	G19
Misch divaricatori	A90
Mitchell scaler	C12
Molt apribocca	A85
Molt scollaperiosteai	A48-A49
Montfort per corone	D27
Mortai per amalgama	D15
Mosquito pinze	A82
Mucotomi	E7

N	
Nabers specilli	B9
Nance pinze	F12, F18
Neumann forbici	A57
Nevius pinze	A18
Noyes forbici	A63, A100
Nystrom matrici	D17
Nystrom per amalgama	D11
Nystrom portamatrici	D16

O	
Obwegeser divaricatori	A89, A90
Obwegeser-Ramus divaricatori	A88
Ochsenbein scalpelli	C25, E14
Olio lubrificante	H17
Olio per affilare	C27
Olsen-Hegar porta aghi	A80
Optical pinze	F11
Orban bisturi	C24
Oringer apribocca	A85
Osteotomi	E2-E5

P	
Parmly pinze	A18
Partsch martelli	E15
Partsch scalpelli	E15
Periotomo	A51
Perry pinzette	B5
Pietre per affilare	C27
Pinza macina osso	E8
Pinze emostatiche	A82
Pinze foradiga	D24
Pinze ossivore	A52-A53
Pinze per cilindri	G10
Pinze per estrazione	A4-A29
Pinze per estrazione Pedodontiche	A5-A9
Pinze per frammenti	A15, D31
Pinze per legature	F22
Pinze per ortodonzia	F2-F20
Pinze per osso	E20
Pinze per teli e tamponi	A84
Pinze per uncini	D24
Pinze tiralingua	A84
Pinze togli lame	A54
Pinzette chirurgiche	A98-A99
Pinzette per abutments	E16
Pinzette per articolazioni	G19
Pinzette per medicazione	B5
Pinzette per membrane	E16
Pinzette per saldatura	G19
Pinzette per sterilizzazione	H13
Pinzette per suture	A81
Pinzette porta lastrine	H16
PK Thomas strumenti	G2-G3
Pluggers	D28
Porta aghi	A70-A80
Porta impronte	G12-G19
Porta tamponi tonsillari	A83
Portabicchieri	H15
Portafrese	D34
Portamatrici	D16

Portaprotesi	H16
Pott leve	A34
Prichard scollaperiosteai	A49

R	
Rastrelliere	H11
Reynolds pinze	F13
Rhodes scalpelli	C25
Rialzo del seno	E12-E13
Rifinitori per amalgama	D11
Righello	G20
Ring Lock forbici	A67
Rochester-Kocher pinze	A82
Rochester-Pean pinze	A82
Romerowski otturatori	D4
Roser-Konig apribocca	A85
Routurier pinze	A16
Rowney pinze	A12
Russian pinzette	A98

S	
Sanders bisturi	C24
Scalers	C12-C13
Scalpelli chirurgici	C25, E14
Schluger lime	C23
Schwarz pinze	F9, F13, F21
Scollaperiosteai	A48-A49
Seghetti per laboratorio	G10
Seldin leve	A32
Seldin scollatori	A46-A47
Semken pinzette	A98
Sindesmotomi	A46-A47
Siqueland portamatrici	D16
Siringhe	A92-A96
Smaha pinze	F22
Sonde parodontali	B10, C17
Sonde per canali	D30
Spatole per cementi	G6
Spatole per gesso e alginato	G7
Specchietti	B2-B3
Specilli	B6-B9
Spencer forbici	A64, A81
Spingi amalgama	D14-D15
Spingibande	F25
Spreaders	D29
Square ring forbici	A68
Stahl siringhe	A96
Steiner per elastici	F23
Sternberg divaricatori	A87
Stieglitz pinze	A15
Strumenti per attacchi	F24
Strumenti per ceramica	G8
Strumenti per composito	D6-D9
Strumenti per corone	D26-D27
Strumenti per filo retrattore	D17
Strumenti per legature	F22-F23
Strumenti per manicure	H18-H19
Strumenti per modellare	D2-D5
Strumenti per modellare	G2-G5
Strumenti taglia smalto	D10
Sugarman lime	C23
Swedish porta aghi	A78

T	
Tanner otturatori	D2
Taylor pinzette	A98
Taylor scaler	C12
Telai per diga	D22
Tessier lame	A90
TG scalpelli	C25
Thorne pinze	A14
Tofflemire matrici	D17
Tofflemire portamatrici	D16
Tomati pinze	A68
Tomes pinze	A9, A19
Towner bisturi	C24
Towner scaler	C12-C13
Trephines	E7
Trituratore per osso	E8
Trolley espositore	H21
Tronchesi ortodontici	F4-F5

Trotter pinze	A20-A21
Tucker per legature	F23
Tweed pinze	F8-F10, F18-F19

U	
Ultrasuoni vasche	H22
Uncini per diga	D19-D23

V	
Valigia espositore	H20-H21
Vasche ultrasuoni	H22
Vaschette reniformi	H10
Vassoi Gammafix	H4-H5
Vassoi in alluminio	H12-H13
Vassoi in polisulfone	H8-H9
Vassoi universali	H10-H11
Vestibulum divaricatori	A87
Vetro di supporto	D15
Volkman cucchiari	C15

W	
W. Barry leve	A36
Wahl lime	A46
Wakefield scalpelli	E14
Waldsachs pinze	F21
Ward otturatori	D3
Ward per amalgama	D11
Warwick-James leve	A34
Wassmund divaricatori	A88
Wedelstaedt scalpelli	D12
Weingart pinze	F6, F16
Westcott otturatori	D4
Weston spatole	G6
White otturatori	D5
Who sonde parodontali	B10
Wieder divaricatori	A87
Wiland per amalgama	D11
Williams sonde parodontali	B11-B12
Williger cucchiari	C15
Williger scaler	C12
Williger scollatori	A46
Winter leve	A36
Witzel pinze	A16
Wood pinze	A12
Woodson	D8
Wynman per corone	D26

Y	
Young pinze	A84, F10
Younger-Good currettes	C9

Z	
Zahle strumenti	G5
Zed forbici	A61
Zerfing scalpelli	C25
Zuricher calibri	G20

100	H19	500/5	D4	548/2	B10, C17	575/2	G8	609/7	D10
101	H19	505/1	D3	548/2 PT	B10, C17	575/3	G8	609/8	D10
115	G7	505/2	D3	548/3	B10, C17	575/SET	G8	609/9	D10
116	G7	507/6	D9	548/3 PT	B10, C17	576/1	G8	610	G5
117	G6	507/11	D9	548/4	B10, C17	576/2	G8	610/1	D12
118	G6	507/179	D9	548/4 PT	B10, C17	576/3	G8	610/2	D12
119	G6	509/10	D9	548/5	B10, C17	576/SET	G8	610/3	D12
201	G4	509/11	D9	548/5 PT	B10, C17	577/1-2-3	G8	611/243	C22
202	G4	509/12	D9	548/6	B10, C17	577/4-5-6	G8	611/244	C22
203	G4	509/13	D9	548/6 PT	B10, C17	578/1	D9	611/245	C22
204	G4	518/1	D8	548/7FI	B11, C18	578/2	D9	612/26	D10
205	G4	518/2	D8	550/10 TC	C11	578/3	D9	612/27	D10
206	G4	518/3	D8	550/11 TC	C11	579/1	D9	612/28	D10
208	G7	521/1	D4	550/12 TC	C11	579/2	D9	612/29	D10
209	G7	521/2	D4	550/13 TC	C11	579/3	D9	613/78	D10
210	G7	521/3	D4	550/SET	C11	580/1	D9	613/80	D10
211	G7	523/1	D3	552/5-6	B8	580/2	D9	614/52	D10
213	G7	523/1Z	D3	552/23-17	B8	580/3	D9	614/54	D10
213/2	G7	523/2	D3	552/23-17A	B8	581/1	G3	615/1	D10
214	G4	523/2Z	D3	553/6	B7	581/2	G3	615/2	D10
215/1	H14	523/3	D3	553/8	B7	581/3	G3	616/2	D12
215/2	H14	523/3Z	D3	553/9	B7	581/4	G3	616/4	D12
215/3	H14	527/1	D3	553/12	B7	581/5	G3	616/6	D12
220	H16	527/1Z	D3	553/17	B7	581/SET	G3	617/1-2	C3
221	G19	527/2	D3	553/17A	B7	582	D30	617/3-4	C3
222	G19	527/2Z	D3	553/23	B7	583/1	G2	617/5-6	C3
304/D	H19	527/3	D3	554/2	B6	583/2	G2	617/7-8	C3
304/T	H19	527/3Z	D3	554/3	B6	583/3	G2	617/9-10	C3
466/1	D2	527/4	D3	554/3A	B6	583/4	G2	617/11-12	C3
466/2	D2	527/4Z	D3	554/5	B6	583/5	G2	617/13-14	C3
466/3	D2	528/1	D2	554/6	B6	583/SET	G2	617/15-16	C3
466/4	D2	530/1	D4	554/8A	B6	584	D30	617/SET	C3
470/0	D2	530/2	D4	554/9	B6	585	D17	619/1	A83
470/1	D2	530/3	D4	554/10	B6	585/81	D17	619/2	A83
470/2	D2	535/1	D5	554/11	B6	585/MSY	D17	623/412	C8
470/3	D2	535/2	D5	554/12	B6	586/1	D4	623/412.HL8	C8
472/2	D4	535/3	D5	554/16	B6	587	D30	623/414	C8
473/1	D8	535/4	D5	554/17	B6	588	G5	623/414.HL8	C8
473/2	D8	536/1	D5	554/17A	B6	589	G5	624/1	C9
473/3	D8	536/2	D5	554/23	B6	590	G5	624/1.HL8	C9
474/2	D4	536/3	D5	555/2	B6	591	G5	624/2	C9
474/3	D4	537/1	D5	555/3	B6	592	G5	624/2.HL8	C9
475/18	D4	537/2	D5	555/3A	B6	593	G5	624/3	C9
475/28	D4	537/3	D5	555/5	B6	594	G5	624/3.HL8	C9
475/29	D4	538/1	D28	555/6	B6	595	G5	624/4	C9
475/30	D4	538/2	D28	555/8	B6	596	G5	624/4.HL8	C9
477/32	D5	539/1	D29	555/8A	B6	597	G5	624/5	C9
477/33	D5	539/2	D29	555/9	A102, B6	598	G5	624/5.HL8	C9
478	D5	539/3	D29	555/10	B6	599	G5	624/6	C9
479/29	D5	539/4	D29	555/11	B6	599/1	G4	624/6.HL8	C9
484/1	D8	539/5	D29	555/12	B6	599/2	G4	624/21	C9
484/2	D8	539/6	D29	555/16	A102, B6	599/3	G4	624/21.HL8	C9
485/1	D8	539/7	D29	555/17	B6	599/4	G4	625/1-2.HL8	C5
485/2	D8	540/1	D28	555/17A	B6	599/5	G4	625/1-2.HL10	C5
488/1	D2	540/2	D28	555/23	B6	599/SET	G4	625/3-4.HL8	C5
488/2	D2	540/3	D28	560/1	B8	600/1	D11	625/3-4.HL10	C5
488/3	D2	540/4	D28	560/2	B8	600/2	D11	625/5-6.HL8	C5
488/4	D2	541/1	D28	560/3	B8	600/3	D11	625/5-6.HL10	C5
488/5	D2	541/2	D28	560/4	B8	601/2	D11	625/7-8.HL8	C5
488/6	D2	541/3	D28	560/5	B8	601/3	D11	625/7-8.HL10	C5
490/PF1A	D9	541/4	D28	560/6	B8	601/4	D11	625/9-10.HL8	C5
491/PF1	D9	542/1CC	D28	560/7	B8	602	D11	625/9-10.HL10	C5
494/1	D8	542/2CC	D28	560/9	B8	602/1	D11	625/11-12.HL8	C5
494/2	D8	542/3CC	D28	565/1	D30	603	D11	625/11-12.HL10	C5
494/3	D8	542/4CC	D28	565/2	D30	604/1	D11	625/13-14.HL8	C5
497/1	D8	543/1CC	D29	565/3	D30	604/2	D11	625/13-14.HL10	C5
497/2	D8	543/2CC	D29	566/16	B12, C19	605/1	D11	625/15-16.HL8	C5
497/3	D8	543/3CC	D29	566/17	B12, C19	605/3	D11	625/15-16.HL10	C5
499/1T	D6	543/4CC	D29	566/23	B12, C19	605/4	D11	626/2	C8
499/2T	D6	544/1-3	D28	567/3	B12, C19	605/8	D11	626/2.HL8	C8
499/3T	D6	544/5-7	D28	567/16	B12, C19	606/1	D11	626/4	C8
499/4T	D6	544/9-11	D28	567/17	B12, C19	607	D11	626/4.HL8	C8
499/5T	D6	545/1	D28	567/23	B12, C19	608/0	D12	626/6	C8
499/6T	D6	546/1	B11, C18	568/1	B12, C19	608/1	D12	626/6.HL8	C8
499/7T	D6	546/2	B11, C18	569/1	B9	608/2	D12	627/2	C8
499/8T	D6	546/3	B11, C18	569/2	B9	608/3	D12	627/2.HL8	C8
499/9T	D6	546/4	B11, C18	569/2 COL	B9	608/4	D12	627/4	C8
499/11T	D6	546/5	B11, C18	570/1	B12, C19	608/5	D12	627/4.HL8	C8
499/12T	D6	546/6	B11, C18	570/2	B12, C19	609/1	D10	627/4TI.HL8	C10, E18
499/SET	D6	546/7	B11, C18	570/3	B12, C19	609/2	D10	627/4TI.HL10	C10, E18
500/1	D4	547/4	B11, C18	571/3	B12, C19	609/3	D10	627/14	C8
500/2	D4	547/4 PT	B11, C18	571/16	B12, C19	609/4	D10	627/14.HL8	C8
500/3	D4	548/1	B10, C17	571/23	B12, C19	609/5	D10	628/1-2.HL8	C7
500/4	D4	548/1 PT	B10, C17	575/1	G8	609/6	D10	628/3-4.HL8	C7

628/5-6.HL8	C7	645/3.HL8	C25	661/84.HL10	C15	673.HL10	F23	720/7	A31
628/7-8.HL8	C7	646/3	C24	661/85	C15	674	F23	720/8	A31
628/9-10.HL8	C7	647/1	C24	661/85.HL8	C15	674.HL8	F23	720/9	A31
628/11-12.HL8	C7	647/2	C24	661/85.HL10	C15	674.HL10	F23	720/10	A31
628/13-14.HL8	C7	648/3	C24	661/86	C15	675/00	G6	720/11	A31
629/12	C9	649/3-7	C23	661/86.HL8	C15	675/1	G6	720/15	A31
629/12.HL8	C9	649/3-7.HL8	C23	661/86.HL10	C15	675/2	G6	720/20	A32
629/13	C9	649/5-11	C23	661/87	C15	675/3	G6	720/21	A32
629/13.HL8	C9	649/5-11.HL8	C23	661/87.HL8	C15	675/4	G6	720/22	A32
629/14	C9	649/9-10	C23	661/87.HL10	C15	675/MBC	E9	720/23	A32
629/14.HL8	C9	649/9-10.HL8	C23	661/88	C15	676/1	G6	720/24	A32
629/15	C9	650/2	C23	661/88.HL8	C15	676/24	G6	720/27	A32
629/15.HL8	C9	650/2.HL8	C23	661/88.HL10	C15	677/1	G6	720/27 S	A32
629/17	C9	650/4	C23	663/17	C20	678/3	G6	720/28	A32
629/17.HL8	C9	650/4.HL8	C23	663/18	C20	679/1-2.HL8	C6	720/28 S	A32
629/19	C9	650/10	C23	663/19	C20	679/1-2.HL10	C6	720/29	A32
629/19.HL8	C9	650/10.HL8	C23	664/14	C20	679/3-4.HL8	C6	720/30	A32
629/20	C9	650/12	C23	664/17	C20	679/3-4.HL10	C6	720/31	A32
629/20.HL8	C9	650/12.HL8	C23	664/18	C20	679/5-6.HL8	C6	720/32	A32
630/1	C25	651/10	C13	664/19	C20	679/5-6.HL10	C6	722/1	A35
631/11-14	C8	651/10.HL8	C13	665/31	C20	679/7-8.HL8	C6	722/2	A35
631/11-14.HL8	C8	651/11	C13	665/32	C20	679/7-8.HL10	C6	722/3	A35
631/12-13	C8	651/11.HL8	C13	665/33	C20	679/9-10.HL8	C6	725/1 LLL	A40
631/12-13.HL8	C8	651/11Ti.HL8	C10, E18	666/125-126	C22	679/9-10.HL10	C6	725/2 LLM	A40
632/1	C8	651/11Ti.HL10	C10, E18	666/127-128	C22	679/11-12.HL8	C6	725/3 LLS	A40
632/1.HL8	C8	651/30-33	C13	667/153-154	C22	679/11-12.HL10	C6	725/4 LLLC	A40
632/2	C8	651/30-33.HL8	C13	667/155-156	C22	679/13-14.HL8	C6	725/5 LLMC	A40
632/2.HL8	C8	651/31-32	C13	668/39	C20	679/13-14.HL10	C6	725/6 LLSC	A40
633/8	C9	651/31-32.HL8	C13	668/64	C20	680/1	A31	725/SET	A40
633/8.HL8	C9	651/34-35	C13	668/66	C20	680/2	A31	726/1S	A31
634/7	C24	651/34-35.HL8	C13	669/1-2.HL8	C6	680/3	A31	726/2 S	A31
634/7.HL8	C24	651/37-38	C13	669/1-2.HL10	C6	680/4	A31	726/3 S	A31
634/8	C24	651/37-38.HL8	C13	669/3-4.HL8	C6	680/5	A31	726/4 S	A31
634/8.HL8	C24	651/15-30	C13	669/3-4.HL10	C6	680/6	A31	726/5 S	A31
634/9	C24	651/15-30.HL8	C13	669/5-6.HL8	C6	680/7	A31	726/6 S	A31
634/9.HL8	C24	651/15-33	C13	669/5-6.HL10	C6	680/8	A31	727/50	A41
634/11	C24	651/15-33.HL8	C13	669/5-6Ti.HL8	C10, E18	680/9	A31	728/1	A34
634/11.HL8	C24	652/2-3	C13	669/5-6Ti.HL10	C10, E18	680/11	A31	728/2	A34
635/4	C24	652/4-5	C13	669/7-8.HL8	C6	680/12	A31	730/3 C	A39
635/6	C24	652/50	C12	669/7-8.HL10	C6	680/13	A31	730/3 S	A39
636/2	C24	653/1	C12	669/7-8Ti.HL8	C10, E18	680/14	A31	730/4 C	A39
636/5	C24	653/11	C12	669/7-8Ti.HL10	C10, E18	680/33	A37	730/4 S	A39
637/20	C24	653/12	C12	669/9-10.HL8	C6	680/34	A37	730/4S	A39
638/3	C24	653/21	C12	669/9-10.HL10	C6	680/35	A37	730/5 C	A39
639/23	C8	653/22	C12	669/11-12.HL8	C6	680/36	A37	730/5 S	A39
639/23.HL8	C8	653/U15	C12	669/11-12.HL10	C6	680/37	A37	730/301	A38
639/24	C8	654	C12	669/11-12Ti.HL8	C10, E18	680/38	A37	730/302	A38
639/24.HL8	C8	655	C12	669/11-12Ti.HL10	C10, E18	680/SET	A45	730/302 CB	A38
639/25	C8	656/1	C12	669/13-14.HL8	C6	681/1	A34	730/303	A38
639/25.HL8	C8	656/1.HL8	C12	669/13-14.HL10	C6	681/2	A34	730/303 CB	A38
640/1	C12	657/0000	C15	669/13-14Ti.HL8	C10, E18	682/SET	A45	730/304 W	A38
640/1.HL8	C12	657/1	C15	669/13-14Ti.HL10	C10, E18	684/SET	A44	730/SET	A39
640/2	C12	657/2	C15	670/0	C21	686/SET	A44	735/SET	A38
640/2.HL8	C12	657/3	C15	670/0.HL8	C21	690/3	A31	740/1	A37
640/3	C12	658	C15	670/1	C21	690/4	A31	740/2	A37
640/3.HL8	C12	658/0	C15	670/1.HL8	C21	690/5	A31	740/3	A37
640/5	C12	658/1	C15	670/2	C21	690/6	A31	740/4	A37
640/5.HL8	C12	658/2	C15	670/2.HL8	C21	690/7	A31	740/5	A37
640/5Ti.HL8	C10, E18	659/0	C14	670/3	C21	690/8	A31	750/1	A34
640/5Ti.HL10	C10, E18	659/1	C14	670/3.HL8	C21	700/1	A34	750/2	A34
640/13	C12	659/2	C14	670/4	C21	700/2	A34	770/1	A36
640/13.HL8	C12	659/3	C14	670/4.HL8	C21	700/3	A34	780/1	A36
640/24	C12	659/4	C14	670/KIT	C21	700/8	A33	780/2	A36
640/24.HL8	C12	660/0	C14	671/1	C21	700/9	A33	780/3	A36
641/1	E14	660/0.HL8	C14	671/2	C21	700/10	A33	780/4	A36
641/2	E14	660/0.HL10	C14	671/125-126	C22	700/11	A33	785/1L	A36
641/3	C25	660/1	C14	671/127-128	C22	700/12	A33	785/1R	A36
641/3.HL8	C25	660/1.HL8	C14	671/129-130	C22	700/13	A33	785/11L	A36
642/1	C25	660/1.HL10	C14	671/133-134	C22	700/20	A33	785/11R	A36
642/1.HL8	C25	660/2	C14	671/153-154	C22	700/21	A33	785/12L	A36
642/2	C25	660/2.HL8	C14	672/1	F23	705/1	A33	785/12R	A36
642/2.HL8	C25	660/2.HL10	C14	672/1.HL8	F23	705/2	A33	790/1	A35
642/3	C25	660/3	C14	672/1.HL10	F23	705/3	A33	790/2	A35
642/3.HL8	C25	660/3.HL8	C14	672/2	F23	705/4	A33	795/1	A32
643/3	C25	660/3.HL10	C14	672/2.HL8	F23	705/6	A33	795/2	A32
643/3.HL8	C25	660/4	C14	672/2.HL10	F23	705/7	A33	795/3	A32
643/4	C25	660/4.HL8	C14	672/3	C22	705/8	A33	795/4	A32
643/4.HL8	C25	660/4.HL10	C14	672/4	C22	705/9	A33	795/5	A32
643/37	C25	660/9	C15	672/5	C22	720/1	A31	796/1	A34
643/37.HL8	C25	660/9.HL8	C15	673	F23	720/2	A31	796/2	A34
644/SET	C28	660/10	C15	673/2C	F23	720/3	A31	796/3	A34
645/1	C24	660/10.HL8	C15	673/2C.HL8	F23	720/4	A31	797/1	A32
645/2	C24	661/84	C15	673/2C.HL10	F23	720/5	A31	797/2	A32
645/3	C25	661/84.HL8	C15	673.HL8	F23	720/6	A31	797/3	A32

797/4	A32	888/3	A88	948	G10	991/D	D32	1031/0,6-OY	A98
798/1	A32	888/4	A88	949	G10	992	D32	1031/0,9-OY	A98
798/2	A32	888/5	A88	950	E15	993	D32	1032	A81
798/3	A32	889/1	A88	951	E15	994	D32	1033	A81
799/2	A35	889/2	A88	952	E15	995	D32	1033/T	A81
799/3	A35	890	A87	952/20	E15	996	D32	1034	A101
799/5	A35	891	A87	952/25	E15	997	D32	1037	A101
799/6	A35	892	A87	953/3	E15	998/A	H12	1038	A101
799/7	A35	893	A86	953/4	E15	998/AS	H12	1040/0,6-OY	A98, A103
799/8	A35	894/1	A50	953/5	E15	998/B	H12	1040/0,9-OY	A98
799/9	A35	894/2	A50	953/6	E15	998/BS	H12	1042	A98
799/10	A35	895/1	A50	954/3	E15	998/D	H12	1044	A98
800/1	A37	895/2	A50	954/4	E15	998/DS	H12	1045/OY	A99
800/2	A37	895/3	A50	954/5	E15	998/FA	H12	1046	A99
800/3	A37	896	A86	954/6	E15	998/FAS	H12	1048	A99
800/4	A37	897/2	A86	955/3	E15	998/FB	H12	1049	A98
800/5	A37	897/3	A86	955/4	E15	998/FBS	H12	1049/D	A98, B5
800/6	A37	897/4	A86	955/5	E15	998/FD	H12	1049/OY	A98, A104
810/1Ti	A42	898/1	A50	955/6	E15	998/FDS	H12	1050	A98
810/2Ti	A42	898/2	A50	956/3	E15	998/FR	H12	1050/D	A98, B5
810/3Ti	A42	898/3	A50	956/4	E15	998/FRS	H12	1050/OY	A98, A104
810/4Ti	A42	898/4	A50	956/5	E15	998/FV	H12	1052	A98
810/5Ti	A42	899	A85	956/6	E15	998/FVS	H12	1070	A102
810/6Ti	A42	900	A85	957/1	E7	998/R	H12	1072	A102
810/7Ti	A42	901	A87	957/2	E7, H8	998/RS	H12	1074	A102
810/KIT	A42	903/1	A90	957/5	H8	998/V	H12	1078	A102
812/1Ti	A43	903/2	A90	957/6	H8	998/VS	H12	1112	E16
812/2Ti	A43	903/3	A90	957/7	H9	999/A	H12	1113	E16
812/3Ti	A43	903/4	A90	960/B	H13	999/AS	H12	1118	B5
812/4Ti	A43	905/1	A88	960/D	H13	999/FG	H12	1120	B5
812/5Ti	A43	905/2	A88	960/R	H13	999/FGS	H12	1122	B5
812/6Ti	A43	906	A87	960/S	H13	1000/V	H11	1123	B5
812/7Ti	A43	907	A87	960/V	H13	1000/VF	H11	1124	B5
812/8Ti	A43	908/1	A87	961/G	H13	1001/C	H11	1124/D	B5
812/9Ti	A43	908/2	A87	962	H6	1001/CF	H11	1126	B5
812/KIT	A43	909/1	A87	963	H6	1002/1	H10	1126/L	B5
818	A86	909/2	A87	963/F	H6	1002/1 CL	H10	1128	E16
820/1	A85	910/1	A83	964	H6	1002/2	H10	1129	E16
820/2	A85	910/3	A83	965/1	D34	1002/2 CL	H10	1130	F24
820/3	A85	910/4	A83	965/2	D34	1003	D34	1132	F24
825/A	A85	910/5	A83	965/3	D34	1004/0	H7	1134	F24
825/B	A85	911/2	A83, A101	965/4	D34	1004/1	H7	1140	A100, E19
825/G	A85	911/3	A83, A101	966/1	D34	1004/2	H7	1141	A100, C32, E19
850	A49	911/4	A83, A101	966/2	D34	1004/3	H7	1144/Ti	E16
851/HP3	A48	911/5	A83, A101	966/3	D34	1005/C	H11	1145/Ti	E16
851/HP3 Ti	A48, C32	912/1	A83, A101	966/4	D34	1005/FC	H11	1148	H14
852/HP3	A48	912/2	A83, A101	967/1	D34	1005/FV	H11	1149	H14
854/H02	A48	912/3	A83, A101	967/2	D34	1005/V	H11	1150	H14
854/H02 Ti	A48	913	A86	967/3	D34	1006	F24	1151	H14
856	A48, A102	914	A86	972	D34	1007/10-R	A99	1152	H14
868/1	A51	915	A88	974/B	H15	1007/10-TO	A99	1155	H10
868/2	A51	916	A90	974/D	H15	1007/10-TS	A99	1160	H10
868/3	A51	917	A85	974/G	H15	1007/A	A99, A103	1162	E9
868/4	A51	918/1	A90	974/R	H15	1007/R	A99	1165	H10
868/KIT	A51	918/2	A90	974/V	H15	1008	F24	1200	C27
869	A49	918/3	A90	975/B	H15	1009	F24	1201	C27
870	A49	918/4	A90	975/D	H15	1011	H13	1202	C27
871/2-4	A48	919/1	A90	975/G	H15	1012/OY	A99, A103	1204	C27
871/2-4 Ti	A48, C32	919/2	A90	975/R	H15	1013/TC	A99	1207	C27
872/P14	A48	919/3	A90	975/V	H15	1014/TC	A99	1208	C27
872/P14 Ti	A48	919/4	A90	977	H7	1015/TC	A99	1210	C27
873/PH2	A49	920/1	A86, A102	977/10	H7	1016/OY	A99	1300/1	E5
874/P1	A46	920/2	A86, A102, A103	978	H4	1017	A99	1300/2	E5
874/P2	A46	920/3	A86, A102	979/BL	H9	1019	D31	1300/3	E5
875/12 S	A46	921/1	A86	979/G	H9	1020/0,6-OY	A98, A103	1300/4	E5
876/22	A46	921/2	A86	979/R	H9	1020/0,9-OY	A98	1300/5	E5
876/23	A46	922	A86, A102	979/W	H9	1021	C18	1300/6	E5
877/HK4	A49	923	A88	980/9	H4	1021/1	C18	1300/KIT	E6
877/HK4 Ti	A49	924	A88	980/10	H4	1021/2	C18	1301	E17
878	A49	925/1	A89	981/19	H5	1022/130	B5	1304/901	E12
879	A49	925/2	A89	981/20	H5	1022/150	B5	1304/902	E12
880	A46	925/3	A89	981/ORTO	F13	1023	B5	1304/903	E12
881	A46	925/4	A89	982	H11	1024	B5	1304/904	E12
882	A49	925/5	A89	982/A	H11	1026	B5	1304/905	E12
882/Ti	A49	925/6	A89	983	H11	1027/90	A98	1304/KIT	E12
883	A48	926/1	A89	983/A	H11	1027/120	A98	1305/KIT	E6
884	A48	926/2	A89	984	H11	1027/150	A98	1307/1B	E4
885	A49	926/3	A89	984/A	H11	1027/180	A98	1307/1BCC	E4
886	A86	926/4	A89	985	D32	1028/90-OY	A98	1307/1RRC	E4
887/1	A88	926/5	A89	986	D32	1028/120-OY	A98	1307/1RRT	E4
887/2	A88	926/6	A89	987	D32	1028/150-OY	A98	1307/2B	E4
887/3	A88	941	E14	988	D32	1028/180-OY	A98	1307/2BCC	E4
888/1	A88	942	E14	989	D32	1029	A8	1307/2RRC	E4
888/2	A88	947	G10	990	D32	1030	A8	1307/2RRT	E4

1307/3B	E4	1322/8	E2	1655/2 CB	A46	1953/KIT	C30	2500/46	A15
1307/3BCC	E4	1322/9	E2	1670/1	B7	1954/KIT	A104	2500/49	A13
1307/3RRC	E4	1322/10	E2	1670/3	B9	1955/KIT	E21	2500/51	A13
1307/3RRT	E4	1322/KIT	E3	1671/1	C16	1957	A63, A100	2500/51-A	A13
1307/4B	E4	1323/1	E2	1671/2	C29	1958	A63, A100, A104	2500/51-L	A13
1307/4BCC	E4	1323/2	E2	1671/3	C10, E18	1959	A63, A100, A103	2500/52	A13
1307/4RRC	E4	1323/3	E2	1671/7	C32	1960	A63, A100, A103	2500/54	A11
1307/4RRT	E4	1323/4	E2	1672/1	A81	1970	A62, A100, E19	2500/55	A11
1307/5B	E4	1323/5	E2	1672/2	A97	1971	A62, A100, C32, E19	2500/56	A12
1307/5BCC	E4	1323/6	E2	1672/3	A91	2000/A	A73	2500/67	A11
1307/5RRC	E4	1323/7	E2	1673/1	E10	2000/A-TC	A73	2500/67-A	A11
1307/5RRT	E4	1323/8	E2	1673/2	E11	2000/B	A73	2500/68	A15
1307/STOP	E4	1323/9	E2	1673/5	E22	2000/B-TC	A73	2500/73	A12
1309/1	E13	1323/10	E2	1673/7	E22	2000/C	A73	2500/73-L	A12
1309/2	E13	1325	E8	1675/1	D13	2000/C-TC	A73	2500/73-S	A12
1309/3	E13	1325/A	E8	1675/2	D13	2000/D	A73	2500/74	A14
1309/4	E13	1325/LR	E8	1675/3	D7	2000/D-TC	A73	2500/74-D	A14
1309/5	E13	1325/LRA	E8	1675/4	D7	2004	A74	2500/74-M	A14
1309/6	E13	1330	E10	1675/10	D23	2004/TC	A74	2500/74-N	A14
1309/7	E13	1330/F	E10	1680/1	F26	2010	A80, A100, E19	2500/75	A10
1309/8	E13	1331/1	E10	1680/2	F26	2012	A80, A100, C32, E19	2500/75-A	A10
1309/9	A104, E13	1331/1F	E10	1680/3	F27	2100/SET	G9	2500/76	A14
1310/1S	E14	1331/2	E10	1680/4	F27	2105/SET	G9	2500/76-N	A14
1310/2S	E14	1331/2F	E10	1735	A77	2162/C	A15, D31	2500/76-S	A14
1310/3S	E14	1340/1R	E14	1736	A78	2162/R	A15, D31	2500/79	A12
1310/4D	E14	1340/2A	E14	1736/TC	A78	2163	A15	2500/79-A	A12
1310/5D	E14	1340/3R	E14	1739	A77	2164	A15	2500/86	A12
1310/6D	E14	1340/4A	E14	1739/TC	A77	2168	D31	2500/86-C	A12
1312/1P	E5	1350/KIT	E21	1740	A77	2171/1	D30	2500/87	A12
1312/2P	E5	1510	A84	1740/TC	A77	2171/2	D30	2500/88	A29
1312/3P	E5	1512	A84	1741	A77	2400/1	A25	2500/89	A11
1312/4P	E5	1517	A82	1741/TC	A77	2400/7	A25	2500/90	A11
1315/2.0	E7	1518	A82	1742	A77	2400/13	A27	2500/91	A12
1315/2.5	E7	1519	A82, F22	1742/TC	A77	2400/17	A25	2500/94	A11
1315/3.0	E7	1520	A82	1743	A78	2400/18	A25	2500/95	A11
1315/3.5	E7	1521	A82	1743/C-TC	A78	2400/22	A27	2500/96	A11
1315/4.0	E7	1522	A82	1743/TC	A78	2400/34-N	A25	2500/97	A11
1315/4.5	E7	1523	A82	1748	A76	2400/35-N	A25	2500/98	A29
1315/5.0	E7	1524	A82	1748/TC	A76	2400/51	A27	2500/99	A12
1315/5.5	E7	1526	A82	1749	A80	2400/51-AL	A27	2500/101	A13
1315/6.0	E7	1527	A82	1749/TC	A80	2400/67	A27	2500/101-A	A13
1315/6.5	E7	1528	A82	1750	A79	2400/67-N	A27	2500/107	A10
1315/7.0	E7	1529	A82	1750/TC	A79	2400/70	A22	2500/108	A14
1315/7.5	E7	1530/1	A83	1850	F22	2400/74	A27	2500/110	A14
1315/8.0	E7	1530/2	A83	1851	F22	2400/79	A28	2500/111	A14
1315/8.5	E7	1530/3	A83	1852	F22	2400/79-N	A28	2500/113	A13
1315/9.0	E7	1531	A83	1853	A75	2400/86	A27	2500/114	A14
1315/9.5	E7	1532	A83	1853/TC	A75	2400/101-BC	A8	2500/122	A10
1315/10.0	E7	1533	A82	1854	A75	2400/133-BC	A8	2500/123	A7
1317/1	E11	1534	A82	1854/TC	A75	2400/151-BC	A8	2500/130	A16
1317/2	E11	1540	E20	1855	A74	2400/187	A28	2500/136	A10
1317/3	E9	1541	E20	1855/TC	A74	2400/SET	A28	2500/137	A10
1317/5	E8	1542	E20	1856	A74	2500/1	A10	2500/138	A6
1318/2,3	E7	1580	D27	1856/TC	A74	2500/2	A10	2500/139	A13
1318/3,5	E7	1585	E16	1857	A74	2500/3	A10	2500/143	A14
1318/4,1	E7	1629	A84	1857/TC	A74	2500/4	A10	2500/147	A13
1318/4,6	E7	1633	A84	1858/MV	A75	2500/7	A10	2500/148	A12
1318/5,1	E7	1634	A84	1858/MV-TC	A75	2500/8	A10	2500/157	A6
1319/4C	E7	1635	A84	1862	A79	2500/13	A10	2500/158	A6
1319/4R	E7	1640	H13	1862/TC	A79	2500/13-S	A7	2500/159	A6
1319/5C	E7	1641	H13	1910	A71	2500/17	A11	2500/160	A7
1319/5R	E7	1642	H13	1910/TC	A71	2500/18	A11	2500/161	A7
1319/6C	E7	1645/1	G10	1911	A71	2500/18-A	A11	2500/162	A7
1319/6R	E7	1645/2	G10	1911/TC	A71	2500/19	A11	2500/163	A6
1320/1	E11	1650/1	A46	1922/A	A72	2500/20	A12	2500/166	A21
1320/2	E11	1650/2	A46	1922/A-TC	A72	2500/21	A12	2500/167	A20
1321/1	E2	1650/3	A46	1922/B	A72	2500/22	A12	2500/168	A20
1321/2	E2	1650/4	A46	1922/B-TC	A72	2500/22-S	A7	2500/169	A20
1321/3	E2	1651/0	A47	1922/C	A72	2500/23	A12	2500/170	A20
1321/4	E2	1651/1	A47	1922/C-TC	A72, A103	2500/24	A12	2500/171	A21
1321/5	E2	1651/2	A47	1922/D	A72	2500/29	A13	2500/172	A20
1321/6	E2	1651/3	A47	1922/D-TC	A72, A104	2500/29-S	A6	2500/173	A20
1321/7	E2	1651/4	A47	1923	A78	2500/30	A13	2500/180	A10
1321/8	E2	1651/5	A47	1923/TC	A78	2500/33	A14	2500/181	A10
1321/9	E2	1651/6	A47	1924	A76	2500/33-A	A14	2500/182	A10
1321/10	E2	1651/7	A47	1924/TC	A76	2500/33-L	A14	2500/185	A15
1321/KIT	E3	1651/8	A47	1925/A	A76	2500/37	A6	2500/187	A15
1322/1	E2	1651/9	A47	1925/A-TC	A76	2500/38	A7	2500/189	A13
1322/2	E2	1651/11	A47	1925/B	A76	2500/39	A6	2500/190	A13
1322/3	E2	1651/MN	A47	1925/B-TC	A76	2500/39-A	A6	2500/221	A16
1322/4	E2	1651/OTT	A47	1925/C	A76	2500/39-L	A6	2500/223	A16
1322/5	E2	1651/SET	A47	1925/C-TC	A76	2500/39-R	A6	2500/350	A16
1322/6	E2	1651/VS	A47	1950/KIT	A103	2500/40	A7	2500/351	A16
1322/7	E2	1655/1 RS	A46	1951/KIT	C31	2500/41	A13	2500/352	A16

2500/353	A16	3000/40C TC	F8	3200/58	F18	3545/AN	A60	4565	D26
2500/SET-10	A17	3000/43	F12	3200/59	F21	3545/OR	A61	4566	D27
2500/SET-12	A17	3000/44	F11	3200/72	F16	3546/AN	A60	4567	D27
2510/SET	A23	3000/46C TC	F8	3200/80	F18	3546/OR	A61	4567/R	D27
2515/SET	A23	3000/47 TC	F7	3200/81	F17	3547	A62	4568/TC	D26
2600/101	A5	3000/49 TC	F14	3200/82	F20	3548	A62	4569	D25
2600/111	A5	3000/50 TC	F14	3200/83	F20	3549/AN	A60	4569/1	D25
2600/115	A5	3000/51	F9	3200/84	F16	3549/BLKN	A65	4569/2	D25
2600/122	A5	3000/52	F9	3200/90	F18	3550	A66, F25	4569/3	D25
2600/150	A5	3000/53	F11	3200/97	F18	3550/TC	A66	4569/4	D25
2600/160	A5	3000/54	F8	3200/98	F18	3551	A66, F25	4569/5	D25
2600/170	A5	3000/55	F10	3200/171 TC	F20	3551/TC	A66	4569/6	D25
2600/SET	A5	3000/56	F12	3501	A57	3552	A62	4569/7	D25
2650/1	A18	3000/57	F8	3502	A57	3553	A62	4569/8	D25
2650/5	A19	3000/58	F9	3503	A64	3557	A57	4569/9	D25
2650/6	A19	3000/59	F13	3504/1	A57	3558	A61	4570	D25
2650/10-S	A18	3000/60	F12	3504/2	A57	3558/TC	A61	4571	D25
2650/15	A19	3000/61	F13	3505	A59	3559	A61	4571/1	D25
2650/16	A19	3000/62	F14	3506	A64	3559/TC	A61	4571/2	D25
2650/16 Pedo	A9	3000/63	F12	3506/120	A64	3560/R	A68	4571/3	D25
2650/17	A19	3000/64 TC	F3	3507	A68	3562/R	A68	4572	D25
2650/17 Pedo	A9	3000/67 TC	F3	3508	A64	3564/R	A68	4572/1	D25
2650/18-L	A18	3000/67 TC LL	F3	3509	A57	3570/9	A66	4572/2	D25
2650/18-L Pedo	A9	3000/69 TC	F3	3509/TC	A58	3570/11	A66	4573/D	D26
2650/18-R	A18	3000/70	F11	3510	A57	3571	A64	4574/D	D26
2650/18-R Pedo	A9	3000/72	F6	3510/AN	A60	3572	A64	4575	D27
2650/23	A19	3000/77 TC	F3	3510/TC	A58	3573	A64	4576/A	D26
2650/24	A18	3000/79	F11	3510/Ti	A62	3574	A64	4576/R	D26
2650/32	A18	3000/80	F12	3511	A59	3575	A64	4577/1	D27
2650/32-A	A18	3000/81	F11	3511/90	A59	3580	A68	4577/2	D27
2650/53-L	A18	3000/82	F14	3511/TC	A58	3581	A68	4577/3	D27
2650/53-R	A18	3000/83	F14	3512	A59	3584	A68	4577/4	D27
2650/65	A19	3000/84	F6	3512/90	A59	3585	A69	4578	E17
2650/65 Pedo	A9	3000/85 TC	F4	3512/TC	A58	3586	A69	4580	E17
2650/69	A19	3000/85 TC - 15°	F4	3513	A59	3590	A67	4583	G19
2650/69 Pedo	A9	3000/86 TC	F7	3514	A57	3594	A67	4584	G19
2650/88-L	A18	3000/87 TC	F5	3515	A64	3596	A67	4585	G19
2650/88-R	A18	3000/87 TC - 15°	F5	3515/TC	A58	3621	A63, A100	4854	D15, E9
2650/99-C	A18	3000/88 TC	F3	3516	A64	3624	A63, A100	4855	D15
2650/103	A19	3000/89 TC	F4	3516/TC	A58	3626	A63, A100	4856	D14
2650/150	A18	3000/90	F10	3517	A64	3628	A63	4856/1	D14
2650/150-A	A18	3000/91 TC	F4	3518	A57	3629	A55	4857	D14
2650/150-AS	A18	3000/92 TC	F5	3518/TC	A58	3630	A55	4857/2	D14
2650/150 Pedo	A9	3000/94 TC	F5	3519	A57	3631	A55	4858	D14
2650/151	A19	3000/95	F10	3519/TC	A58	3632	A55	4858/3	D14
2650/151-A	A19	3000/96	F10	3519/Ti	A62	3633	A55	4859	D14
2650/151-AS	A19	3000/97	F10	3520	A64, A81	3634	A55	4861/1	D14
2650/151 Pedo	A9	3000/98	F10	3521	A64, A81	3635/10	A55	4861/2	D14
2650/203	A19	3000/99 TC	F4	3522	A66, F25	3635/11	A55	4861/3	D14
2650/203 Pedo	A9	3000/RS49	F14	3522/TC	A66, F25	3635/12	A55	4861/4	D14
2650/210	A19	3161	A64	3523	A64	3635/12D	A55	4861/MOD	E9
2650/222	A19	3162	H18	3523/TC	A58	3635/13	A55	4862/1	D14
2650/286	A19	3163	H18	3524	A64	3635/15	A55	4862/2	D14
2650/SET PEDO	A9	3164	H18	3524/TC	A58	3635/15C	A55	4862/3	D14
2810	F21	3175/0	H18	3525	A57	3636	A54	4863	D15
2810/TC	F21	3175/R	H18	3525/TC	A58	3637/11	A54	4864	D15
2811	F24	3180	H18	3526	A64	3637/16	A54	4865	D15
2815/1	F24	3182	H18	3526/TC	A58	3638	A55, A101, A103, A104, B4	4866	D15
2815/2	F24	3184	H18	3527	A64	3638/64	A55, A101	4867	D14
2817	F25	3187	H18	3527/TC	A58	3638/65	A55, A101	4868	D14
2821	H16	3188	H18	3528	A64, A81	3638/67	A55, A101, A104	4869	D15
2822	F23	3190	H18	3528/TC	A58	3638/69	A55, A101, C32	4870	F25
2823	D24, F23	3191	H18	3529/TC	A58	3638/Ti	A55, A101, C32	4871	F25
2824	F22	3192	H18	3530	A64	3639	A54	4873	F25
2825	F22	3200/10	F21	3531	A64	3801	A52	4873/PR	F25
2825/ORTO	F22	3200/12	F20	3532	A64	3802	A52	4874/1	F24
2900/SET	A45	3200/13	F20	3533	A64	3803	A52	4874/2	F24
2915	H21	3200/14	F17	3534	A64	3804	A52	4876/1	F24
2918	H20	3200/15	F21	3535	A64	3805	A52	4876/2	F24
3000/18 TC	F5	3200/16	F21	3536	A64	3806	A53	4880	D15
3000/20	F8	3200/20	F20	3537/TC	A58	3807	A53	4881	E9
3000/21	F7	3200/23	F17	3538	A68	3808	A53	4882	E9
3000/23	F7	3200/23 TC	F17	3538/TC	A58	3809	A53	4883	E9
3000/23 TC	F7	3200/31	F16	3539/TC	A58	3810	A53	4884	E9
3000/25 TC	F6	3200/32	F16	3540/TC	A58	3811	A53	4885/BC	E9
3000/28	F11	3200/34	F19	3541	A62	3812	A52	4886	E9
3000/29	F13	3200/35	F19	3542	A62	4100	F16, H17	4887	E9
3000/30	F9	3200/39	F17	3543/AN	A60	4150	F6, H17	4888	E9
3000/31	F6	3200/39 TC	F17	3543/BLKN	A65	4558	G10	4892	E8
3000/32	F6	3200/51	F19	3543/OR	A61	4559	G10	4895	E8
3000/34	F9	3200/52	F19	3544/AN	A60	4562	D26	4900	B4
3000/35	F9	3200/54	F19	3544/BLKN	A65	4562/1	D26	4901	B4
3000/38C TC	F8	3200/55	F18	3544/OR	A61	4563	D26	4902	B4
3000/39 TC	F7	3200/57	F19	3545	A66	4564	D26	4902/MM	D31

4903/3	B3	4979/9	D17	5610/M-B	D18	6007/L1	G18	6152	D34
4903/4	B3	4979/10	D17	5610/M-V	D18	6007/L2	G18	6152/SCR	D34
4903/4MA	B3	4979/11	D17	6000/1LP	G12	6007/L3	G18	6160/B	D33
4903/4RO	B3	4979/12	D17	6000/1UP	G12	6007/L4	G18	6160/G	D33
4903/5	B3	4979/13	D17	6000/4DR	G12	6007/U1	G18	6160/R	D33
4903/5MA	B3	4980/C	G20	6000/4SL	G12	6007/U2	G18	6161/A	H15
4903/5RO	B3	4981/M	G20	6000/KIT	G12	6007/U3	G18	6161/B	H15
4903/6	B3	4982	G20	6000/KIT-SB	G19	6007/U4	G18	6161/W	H15
4903/10	B2	4983	G20	6000/L1	G12	6008/24 KIT	G18	6162	H15
4903/10 RO	B2	4984	G20	6000/L2	G12	6009/KIT	G14	6163	H16
4904	B4	4985	G20	6000/L3	G12	6009/L1	G14	6163/S	H16
4905/6	B4	4986	G20	6000/L4	G12	6009/L2	G14	6200	D33
4905/8	B4	4987/1R	A102, E17	6000/L5	G12	6009/L3	G14	6201/D	D33
4905/10	B4	4987/2A	A102, E17	6000/L6	G12	6009/L4	G14	6201/N	D33
4906/GR	B4	4988	G20	6000/U1	G12	6009/L5	G14	6204/G	D33
4906/RE	B4	4989	E17, G20	6000/U2	G12	6009/L6	G14	6204/R	D33
4906/SI	B4	4990	G10	6000/U3	G12	6009/U1	G14	6210	H16
4906/YE	B4	4990/1	G10	6000/U4	G12	6009/U2	G14	6300	D15, H14
4908/P	A101, B4	4990/2	G10	6000/U5	G12	6009/U3	G14	7060	H22
4908/Q	A101, B4	4990/3	G10	6000/U6	G12	6009/U4	G14	7120	H22
4908/T	A101, B4	4991	G10	6001/KIT	G15	6009/U5	G14	7500/20	A41
4910/4RO	B3	4991/1	G10	6001/L1	G15	6010/KIT	G15	7500/22	A41
4910/5RO	B3	4991/2	G10	6001/L2	G15	6010/L1	G15	7500/KIT	A2
4911/3RO	B3	4995/1R	E17	6001/L3	G15	6010/L2	G15	8330	A82
4930	D16	4995/2A	E17	6001/L4	G15	6010/L3	G15	8332	A82
4952	A95	5222	G11	6001/L5	G15	6010/L4	G15	8334	A82
4955	G13	5222/1	G11	6001/L6	G15	6010/L5	G15	8336	A82
4955/P	G13	5222/2	G11	6001/U1	G15	6010/U1	G15	8338	A82
4955/S	G13	5222/3	G11	6001/U2	G15	6010/U2	G15	8340	A82
4956	A95	5222/4	G11	6001/U3	G15	6010/U3	G15	8350	A82
4956/INOX	A94	5222/5	G11	6001/U4	G15	6011/KIT	G14	8352	A82
4957/1	A96	5222/6	G11	6001/U5	G15	6011/L1	G14	8356	A82
4957/1 INOX	A96	5222/7	G11	6002/KIT	G15	6011/L2	G14	8358	A82
4957/2	A96	5222/8	G11	6002/L1	G15	6011/L3	G14	8360	A82
4958/1	A95	5222/9	G11	6002/L2	G15	6011/L4	G14	8360	A82
4958/2	A95	5222/10	G11	6002/U1	G15	6011/L5	G14	8400	H17
4959/1	A95	5222/11	G11	6002/U2	G15	6011/L6	G14	8535	A82
4959/2	A95	5222/12	G11	6003/4DR	G12	6011/U1	G14	8537	A84
4960	A95	5222/12	G11	6003/4SL	G12	6011/U2	G14	8538	A84
4960/INOX	A94	5224	G11	6003/KIT	G12	6011/U3	G14	8540	A84
4961	A95	5550	D24	6003/L1	G12	6011/U4	G14	9540	A84
4962/1	A94	5551	D24	6003/L2	G12	6011/U5	G14	9952/160 TC	F5
4962/2	A94	5552	D22	6003/L3	G12	6012/UCB	G15		
4963/1	A94	5553	D22	6003/L4	G12	6013/KIT	G16		
4963/2	A94	5554	D22	6003/L5	G12	6013/L1	G16		
4964/AM-BL	A92	5560/1	D24	6003/L6	G12	6013/L2	G16		
4964/AM-DA	A92	5560/2	D24	6003/L7	G12	6013/L3	G16		
4964/AM-GR	A92	5570	D24	6003/U1	G12	6013/L4	G16		
4964/AM-INOX	A93	5580	D24	6003/U2	G12	6013/L5	G16		
4964/AM-OR	A92	5590	D24	6003/U3	G12	6013/L6	G16		
4964/AM-SI	A92	5595/0	D19	6003/U4	G12	6013/U1	G16		
4964/EU-BL	A92	5595/1	D20	6003/U5	G12	6013/U2	G16		
4964/EU-DA	A92	5595/1A	D20	6003/U6	G12	6013/U3	G16		
4964/EU-GR	A92	5595/2A	D20	6005/1LP	G13	6013/U4	G16		
4964/EU-INOX	A93	5595/3	D22	6005/1UP	G13	6014/L1	G16		
4964/EU-OR	A92	5595/4	D23	6005/4DR	G13	6014/L2	G16		
4964/EU-SI	A92	5595/5	D23	6005/4SL	G13	6014/L3	G16		
4966/1	A95	5595/6	D22	6005/KIT	G13	6014/L4	G16		
4966/2	A95	5595/7	D22	6005/L1	G13	6014/U1	G16		
4967/1	A96	5595/8	D23	6005/L2	G13	6014/U2	G16		
4967/2	A96	5595/8A	D21	6005/L3	G13	6014/U3	G16		
4969/CO	A95	5595/9	D19	6005/L4	G13	6014/U4	G16		
4969/CV	A95	5595/10	D21	6005/L5	G13	6017/KIT	G17		
4969/F	A95	5595/11	D21	6005/L6	G13	6017/L1	G17		
4970	D16	5595/12A	D22	6005/U1	G13	6017/L2	G17		
4971	D16	5595/13A	D22	6005/U2	G13	6017/L3	G17		
4972/NS	D16	5595/14	D21	6005/U3	G13	6017/L4	G17		
4972/WL	D16	5595/14A	D21	6005/U4	G13	6017/U1	G17		
4973	D16	5595/18	D21	6005/U5	G13	6017/U2	G17		
4974/5	D16	5595/27	D20	6005/U6	G13	6017/U3	G17		
4974/6	D16	5595/28	D21	6006/4DR	G14	6017/U4	G17		
4974/7	D16	5595/29	D20	6006/4SL	G14	6018/KIT	G17		
4975	D16	5595/51	D21	6006/L1	G14	6018/L1	G17		
4976	D16	5595/56	D21, D22	6006/L2	G14	6018/L2	G17		
4977	D16	5595/56S	D21	6006/L3	G14	6018/L3	G17		
4978	D16	5595/201	D23	6006/L4	G14	6018/L4	G17		
4979/1	D17	5595/202	D22	6006/L5	G14	6018/U1	G17		
4979/2	D17	5595/203	D22	6006/L6	G14	6018/U2	G17		
4979/3	D17	5595/204	D22	6006/U1	G14	6018/U3	G17		
4979/4	D17	5595/205	D23	6006/U2	G14	6018/U4	G17		
4979/5	D17	5595/206	D20	6006/U3	G14	6100/15	H16		
4979/6	D17	5595/208	D20	6006/U4	G14	6100/15 Blu	H16		
4979/7	D17	5595/210	D19	6006/U5	G14	6100/15 Verdi	H16		
4979/8	D17	5595/212	D19	6006/U6	G14	6140	F28		
4979/9	D17	5595/W8A	D21	6007/24	G18	6141	F28		
4979/10	D17	5605	D22	6007/100	G18	6142	F28		
4979/11	D17					6150	D33		



Si ringraziano il Comitato per il Millennario ed il Comune di Maniago per la gentile concessione delle foto storiche.

Medesy thanks those who have contributed to the catalogue creation, in particular: Giuliano Corrozzatto.

Ideazione e direzione artistica

Studio Fabbro – Italy

Impaginazione grafica e realizzazione

Studio Fabbro – Italy

Impianti e Stampa

Lito Immagine srl – Rive d'Arcano (UD)

Edizione G-M14


Printed in September 2014 / Stampato in Settembre 2014

**© Copyright Medesy srl
© Diritti Medesy srl**

The present catalogue has been registered and referenced under your name nevertheless it will remain a full property of MEDESYS; its use is limited exclusively to the purchase or sale of MEDESYS products. The reproduction and the use of the images and/or texts illustrated on the catalogue are strictly prohibited. This catalogue is addressed only to dental specialists. MEDESYS reserves the right to undertake all the modifications on its products, which may be deemed necessary to obtain a technical improvement or to adapt to a different surgical utilization.

Questo catalogo, che sarà sempre di nostra proprietà, è stato registrato e numerato sotto il Vostro nome; il suo uso è limitato esclusivamente all'acquisto o alla vendita di prodotti MEDESYS.

La riproduzione o l'uso delle illustrazioni e/o testi riportati in questo catalogo, sono rigorosamente proibiti. Il presente catalogo è indirizzato esclusivamente a personale medico qualificato. MEDESYS si riserva modifiche sugli strumenti che si rendessero necessarie per ragioni di progresso tecnico o variazione di impiego chirurgico.





MEDESYS SRL

33085 Maniago, PN – Italy
Viale dell'Industria, 1 – Industrial area
Tel. (+39) 0427.72786
Fax (+39) 0427.71541
www.medesys.it – info@medesy.it