



# MADE BY SCHICK

THE BEST FOR YOUR LABORATORY



**SCHICK**

create the future

# All for my lab

## create the future

### List of contents

#### TECHNICAL HANDPIECES

<b>QUBE II</b>	▶ The innovative workstation system	8
	▶ Technical data	11
<b>QUBE Assist</b>	▶ Worldwide unique tool clamping	12
<b>QUBE Accessories</b>	▶ Electric wax knife	16
<b>Q Basic</b>	▶ Top product for universal application	18
<b>Q Profi</b>	▶ High-performance technology for professionals	20
<b>Riveting hammer</b>	▶ For micromotors	22
<b>Accessories</b>	▶ Micromotor for left-handed, ISO-motor	24

#### WORKPLACE LAYOUT

<b>Air puffer system</b>	▶ A clear choice	25
<b>L Protect</b>	▶ The ultimate combination of protection and illumination	28
	▶ The one of a kind LED swan neck lamp – L Protect SH-D	29

#### TOOLS AND MATERIALS

<b>Selection</b>	▶ Practical processing sets	30
<b>DesignWax</b>	▶ Perfect base for modelling work in the laboratory	31

#### MILLING TECHNOLOGY

<b>S1 Basic</b>	▶ The compact milling unit	32
<b>S2 Profi</b>	▶ The all-round milling unit	34
<b>S3 Master</b>	▶ The masterclass	36
<b>S Technology</b>	▶ Technical data	38
<b>S Ceramic</b>	▶ The ceramic milling set	42
	▶ Technical data	44

#### MODEL PROCESSING

<b>G2 Concept</b>	▶ Cut into the future	46
	▶ Functional and precise	48
<b>G1 Concept</b>	▶ Pinhole drilling unit with integrated laser	50



# Craftsmanship

at its best

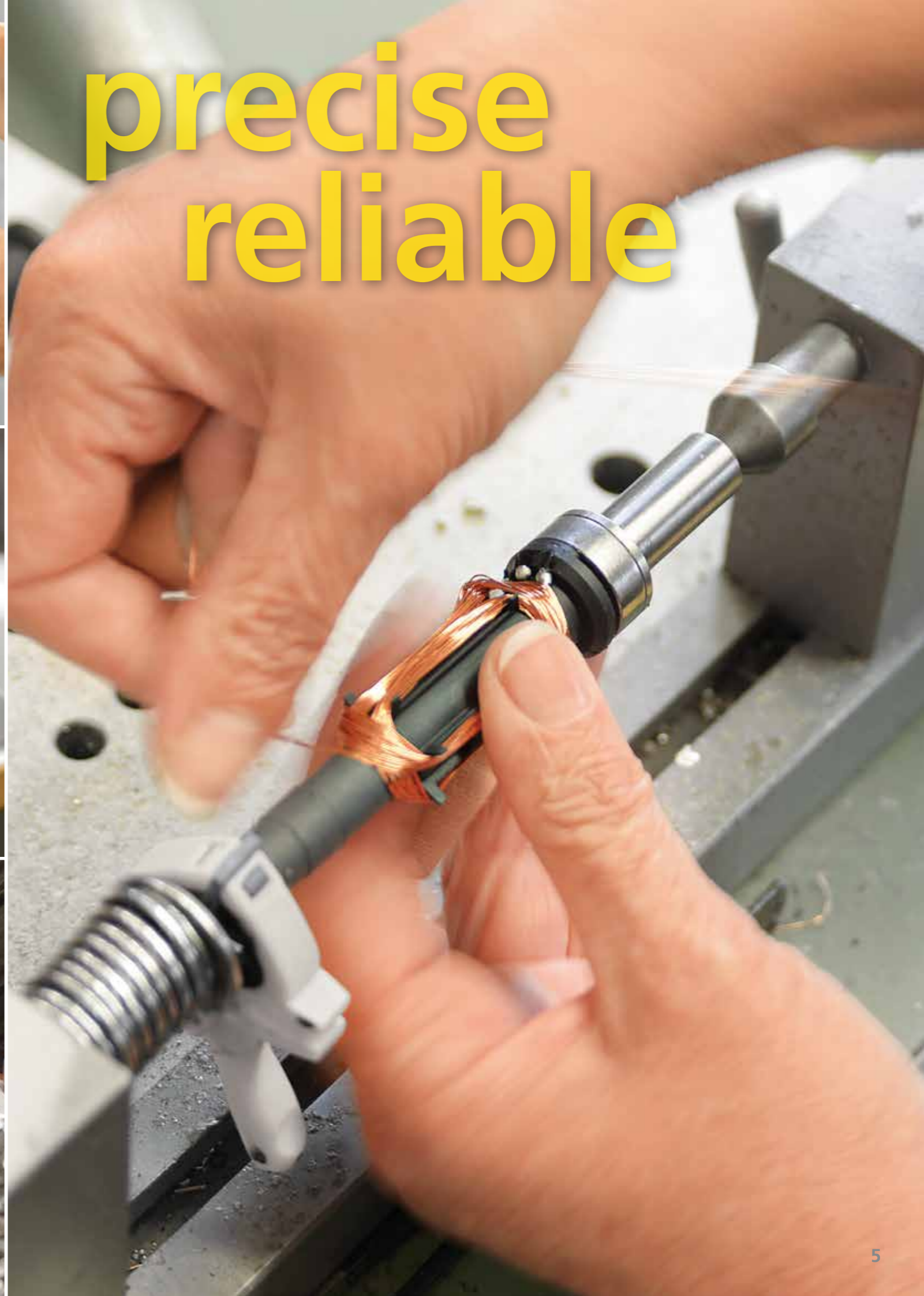
Schick Dental, a family-owned company, has developed in over 50 years to become one of the world's leading premium manufacturers of micromotors, milling machines and devices for model working. Driven by creativity, quality consciousness and German inventive spirit, the development engineers continue to set new standards in the industry in collaboration with leading dental technicians.

## Your benefits at a glance

- ▶ Longlasting premium products guaranteed – developed and assembled in Germany
- ▶ Personal point of contact
- ▶ Reliable service
- ▶ Own service center
- ▶ Longtime availability of spare parts



precise  
reliable



efficient  
perfect



# QUBE II

Modern, elegant and ergonomic design

**NEW**

## Highly efficient

Because of its world leading performance parameters of up to 60.000 RPM and 9 Ncm torque, QUBE II is second to none. Due to the high RPM in combination with high torque QUBE II easily handles even the most difficult grinding, cutting and milling works in the laboratory.

## Perfectly balanced

The new light weight and excellent balanced handpiece is ideally adapted to the physiology of the human hand and avoids constant strain on the sensitive hand anatomy. The special weight distribution in the handpiece means that the user can work without getting tired, thus leading to greater precision and performance capacity.

## Long service life

Due to the high standard of quality, the use of high quality components and the perfect finish, Schick Dental's QUBE II is characterized by long service intervals and a long service life.



QUBE II knee control



# QUBE II

The innovative workstation system

## Many applications – one solution

The completely revised and updated system satellite is an additional characteristic of the new QUBE II. It is equipped with a big and easy readable illuminated display. All important information are in the user's vision field.

The parameters of the optional electric wax knife from Schick – connected to the QUBE II control unit – can be called up and controlled with the system satellite, too.

All settings can be effectively adjusted with the touch-sensitive surface:

- ▶ Number of revolutions (display, pre-selection, control)
- ▶ Cruise control
- ▶ Right and left-hand motion
- ▶ Selection and adjustment of the electric wax knife from Schick



QUBE II table-top control

Useful footpedals as additional control options:  
 Footswitch (on/off) Art. No. 6370/2  
 Dynamic foot control Art. No. 9440



QUBE II foot control

Technical data		Handpiece		Control units, satellite				
Number of revolutions	200 – 60,000 rpm	Diameter	Max. 29 mm	Dimensions	Knee device	Foot device	Table-top device	Satellite
Torque	9 Ncm	Length	144 mm	Width	95 mm	155 mm	155 mm	84 mm
Operating voltage	100 – 240 Volt	Weight without cable	180 g	Height	203 mm	75 mm	55 mm	60 mm
Operating frequency	50/60 Hz	Weight with cable	320 g	Depth	210 mm	220 mm	155 mm	115 mm
Power	160 Watt	Cooling	Self sealing system without cooling	Weight	902 g	1,820 g	555 g	280 g
Overload protection	No waiting time when restarting	Drive system	Brushless DC-Motor	<b>Knee control complete</b> Art. No. 9505 <b>Foot control complete</b> Art. No. 9508 <b>Table-top control complete</b> Art. No. 9513 <b>Scope of delivery:</b> Control unit, handling satellite with cable, handpiece with cable, handpiece rack, power supply, mains cable, pulse emitter for suction				
Warranty	1 year 5 years electric motor	Concentricity	< 0.02 mm					
		Chucks	Ø 2.35 mm (standard) Ø 3.00 mm (optional)					
		Tool change	Quick release					

# QUBE Assist

Worldwide unique tool clamping

## Changing of the tools without strain

QUBE Assist is the result of persistently searching for innovative solutions for dental workstations. For the first time, QUBE Assist allows time and effort-saving changing of tools in just one move. Pneumatic tool clamping is the core of the technology. It replaces present manual operation and enables an extremely fast changing of tools without strain.

## Improved work convenience

With sometimes several hundreds of tool changes every working day, QUBE Assist improves the workflow considerably. It also avoids constant strain on the sensitive hand anatomy.

## Your benefits

- ▶ Cost reduction due to the time needed for tool exchange
- ▶ Relaxed working through strain relief of the wrists
- ▶ Individual control with the innovative operating satellite (revolutions, torque, speed control, right /left rotation, time, thermometer)
- ▶ Integrated connection for the electric wax knife from Schick



QUBE Assist knee control



See user video on [www.schick-dental.de/qubeassist-en](http://www.schick-dental.de/qubeassist-en)

Technical data	
Number of revolutions	200 – 50,000 rpm
Torque	Max. 7.5 Ncm
Operating voltage	100 – 240 Volt
Operating frequency	50/60 Hz
Power	160 Watt
Overload protection	No waiting time when restarting
Compressed air supply for tool clamping	6 – 7 bar / 87 – 101 psi
Warranty	1 year 5 years electric motor

Handpiece	
Diameter	Max. 29 mm
Length	169 mm
Weight without cable	200 g
Weight with cable	370 g
Cooling	Self sealing system without cooling
Drive system	Brushless DC-Motor
Concentricity	< 0.02 mm
Chucks	Ø 2.35 mm (standard) Ø 3.00 mm (optional)
Tool change	Clamping per foot pedal

Control units, satellite, foot pedal				
Dimensions	Knee device	Foot device	Satellite	Foot pedal
Width	95 mm	155 mm	80 mm	110 mm
Height	203 mm	75 mm	39 mm	41 mm
Depth	210 mm	220 mm	80 mm	140 mm
Weight	902 g	1,820 g	346 g	300 g

**Knee control complete** Art. No. 9075  
**Foot control complete** Art. No. 9078

**Scope of delivery:** Control unit, handling satellite with cable, handpiece with cable, handpiece rack, power supply, mains cable, pulse emitter for suction; footswitch, compressed air hose with connector



intelligent  
innovative



# QUBE

## Accessories

### Electric wax knife

The electric wax knife with its sophisticated and ergonomic design is connectable to all QUBE control units. The intelligent design of the wax knife and the rack is enabling an easy tool-free replacement of the modelling instruments during ongoing operation.

### Practical wax tray

The wax tray incorporates the DesignWax with minimum space requirements and the covering protects it against pollution.

### Your benefits

- ▶ Tool-free replacement of the modelling instruments during ongoing operation
- ▶ Rapid working due to short heat-up time and high performance
- ▶ Time, cost and space saving due to the centralized QUBE control unit
- ▶ Ergonomic, ultra-light handpiece
- ▶ Even temperature distribution at the instrument point
- ▶ 100 V – 230 V, 50/60 Hz, DC 5W, adjustable from 50°C to 200°C



**Electric wax knife complete**  
Wax knife, rack for wax knife, modelling blade,  
2 modelling probes (Ø 0,6 and 1,0mm)  
Art. No. 9066



**Wax tray**  
(without waxes), base, cover  
Art. No. 9092



# Basic

Top product for universal application

## Versatility combined with high quality

Universal in use and easy operation – these are the special features of the micromotors **Basic** and **Profi** by Schick Dental. Due to Schick Dental's high quality standards, the use of high quality components and a perfect finish, this brushless laboratory motorhandpieces are characterized by long service intervals and a long service life. The simple operation and the ergonomic design of the motorhandpieces allow efficient work without fatigue.

## Efficiency and reliability

The micromotor **Basic** is the top product of the compact class. With a speed range from 1,000 – 40,000 rpm and 6.7 Ncm of torque, the **Basic** is ideally suited for all kinds of work in the laboratory. The simple, reliable and robust technology of the **Basic** rises up to even the most challenging conditions.

## Your benefits

- ▶ The compact class for universal laboratory use
- ▶ Easy handling
- ▶ Excellent value for money

**40.000**  
rpm



Basic knee control



Basic table-top control

Useful footpedals as additional control options:  
 Footswitch (on/off) Art. No. 6370/2  
 Dynamic foot control Art. No. 9440



Basic foot control

Technical data	
Number of revolutions	1,000 – 40,000 rpm
Torque	6.7 Ncm
Operating voltage	100 – 240 Volt
Operating frequency	50/60 Hz
Power	80 Watt
Overload protection	No waiting time when restarting
Warranty	1 year 5 years electric motor

Handpiece	
Diameter	Max. 30 mm
Length	158 mm
Weight without cable	240 g
Weight with cable	370 g
Cooling	Self sealing system without cooling
Drive system	Brushless DC-Motor
Concentricity	< 0.02 mm
Chucks	Ø 2,35 mm (standard) Ø 3,00 mm (optional)
Tool change	Quick release

Control units			
Dimensions	Knee device	Foot device	Table-top device
Width	95 mm	155 mm	155 mm
Height	203 mm	75 mm	75 mm
Depth	210 mm	220 mm	155 mm
Weight	1,100 g	1,900 g	670 g
<b>Knee control complete</b>		Art. No. 9405	
<b>Foot control complete</b>		Art. No. 9408	
<b>Table-top control complete</b>		Art. No. 9413	
<b>Scope of delivery:</b> Control unit, handpiece with cable, handpiece rack, mains cable			

# Profi

High-performance technology for professionals

## Optimized performance

The already known micromotor Profi is suitable for the most difficult grinding, separating and milling operations. Profi easily fulfills all tasks in the dental lab with its optimized speed range of 1,000 – 50,000 rpm (knee version) and its performance of 8.0 Ncm.

## Efficiency

The highlight of the Profi is the motorhandpiece with a very comfortable Soft-Grip surface. The shape of the handpiece and the integrated sealing system provide excellent protection against pollution and premature wear. The very smooth running with respectively high performance leave nothing to be desired.

## Your benefits

- ▶ Powerful technology even for the most difficult grinding, separating and milling works
- ▶ Motorhandpiece with Soft-Grip surface
- ▶ Easy handling
- ▶ Excellent value for money



Profi knee control



Profi foot control

Technical data	
Number of revolutions	1,000 – 50,000 rpm (knee device) 1,000 – 40,000 rpm (foot device)
Torque	8 Ncm
Operating voltage	100 – 240 Volt
Operating frequency	50/60 Hz
Power	160 Watt
Overload protection	No waiting time when restarting
Warranty	1 year 5 years electric motor

Handpiece	
Diameter	Max. 27,5 mm
Length	158 mm
Weight without cable	240 g
Weight with cable	370 g
Cooling	Self sealing system without cooling
Drive system	Brushless DC-Motor
Concentricity	< 0.02 mm
Chucks	Ø 2,35 mm (standard) Ø 3,00 mm (optional)
Tool change	Quick release

Control units		
Dimensions	Knee device	Foot device
Width	95 mm	155 mm
Height	203 mm	75 mm
Depth	210 mm	220 mm
Weight	902 g	1,820 g

**Knee control complete** Art. No. 9340/5  
**Foot control complete** Art. No. 9350/5

**Scope of delivery:**  
 Control unit, handpiece with cable, handpiece rack, power supply, mains cable, pulse emitter for suction

flexible

# Riveting hammer

For micromotors

## Versatile

This micromotor extension has a multitude of applications and will even separate telescopic and conical crowns which are wedged together tightly. The vibrations created in the extension separate the inner and outer copings without harming their delicate marginal areas.

## Your benefits

- ▶ Quick and easy to handle
- ▶ Robust construction
- ▶ Tempered ram, will not distort
- ▶ Lifetime-lubricated ball bearing
- ▶ For 2.35 mm diameter chucks
- ▶ To be used with nearly all micromotors



**Riveting hammer**  
Art. No. 1850\*

**Riveting hammer GLOBE**  
Art. No. 1850/2



**Riveting hammer with chisel**  
Art. No. 1850/1\*



**Twin-riveting hammer**  
with plastic cap to be used on sensitive surfaces  
Art. No. 1860\*

\*To be used with micromotors from other manufacturers



See user video on [www.schick-dental.de/rivetinghammer](http://www.schick-dental.de/rivetinghammer)

## Innovative accessories

Working without restrictions

### Perfect laboratory handpiece for the left-handed

With the specially developed laboratory handpiece for the left-handed Schick Dental is demonstrating once again its innovation power.

Due to of the special left-handed settings enormous power with no limits in overspeed are available. The special Soft-Grip surface and the smooth operation are additional plus points. You can attach this laboratory handpiece for the left-handed to the Schick control units. Please take care that you are using only the appropriate special left-handed tools and burs.

Art. No. 9002/08



### ISO-motor for Schick control units

The ISO-motor enables the usage of dental angular handpieces with the powerful Schick Dental control units.

You can attach the regular dental angular handpieces or the fiber optics handpieces to this ISO-motor.

Art. No. 9002/04




## Air puffer system

A clear choice

### Quick and comfortable

This handy Schick device is used for cleaning and cooling of all materials and tools right at the workstation. It is activated via a foot switch – the inconvenience of having to reach for the air cleaning nozzle is a thing of the past.

The air puffer is attached to the suction hood or the workstation and features ball joints for flexible positioning. The grinding dust is therefore blown directly towards the extraction system. The air intensity can be easily adjusted via a knob placed on the connection block.



**Air puffer system complete**  
Art. No. 4400

**Scope of delivery:**  
Connection block with articulated hose, foot switch, two connecting cables

Technical data	
Inlet pressure	3–6 bar, 43–87 psi
Compressed air connection	NW 7,2
Weight	50 g
Articulated hose length	130 mm
Connecting cables	2 m

# protection and illumination




# L Protect

The ultimate combination of protection and illumination

Conventional illumination on your workstation

Shadowless illumination with L Protect



## Illumination at a max

L Protect by Schick Dental – the worldwide first protective glass with LED lighting. It offers a unique combination of modern, energy-saving workstation illumination and a protective glass pane. Equipped with highly efficient SMD-LED's, L Protect offers exceptional illumination of the working area without irritating shadows. At the same time it ensures a maximum occupational safety.

With an illuminance of 2,500 Lux (brighter than two 60W light bulbs) and minimum energy requirements of 8 watts, L Protect is an economical alternative to conventional workplace lighting systems.

## Your benefits

- ▶ Bright and shadow-free illumination
- ▶ Long-lasting and energy-saving SMD-LED's
- ▶ Special protective glass pane (ESG safety glass)
- ▶ The LED frame and protective glass can be separated easily
- ▶ Compatible with conventional suction devices
- ▶ It can also be used without a suction device with the optionally available bracket



**L Protect complete**  
Art. No. 4460

**Scope of delivery:**  
Protective glass pane,  
LED illumination frame,  
power supply,  
adapter unit



**Special bracket**  
(without L Protect)  
Art. No. 4474

For mounting without suction hood

# L Protect SH-D

One of a kind LED swan neck lamp with a protective glass pane

## Individual positioning

Based on L Protect, Schick Dental is presenting the unique L Protect SH-D. It is enabling a flexible positioning in any direction due to the cleverly constructed flexible arm. It can be fixed to any workspace with a table clamp or a table mount.



**L Protect SH-D**  
Table clamp  
Art. No. 4479



**L Protect SH-DTF**  
Table mount  
Art. No. 4479/1

Technical data		LED illumination frame	
Illuminance	2,500 Lux	Height	240 mm
Colour temperature	6,000 K	Width	190 mm
Light colour	Daylight white	Protective glass pane	
Nominal voltage	100 – 240 Volt	Height	205 mm
Operating frequency	50/60 Hz	Width	160 mm
Input capacity	8 Watt	Thickness	4 mm
Operating voltage	12 Volt	Single safety glass pane acc. to DIN-12150-1	
Warranty	1 year	Swan neck L Protect SH-D	
		Length	500 mm

# Selection

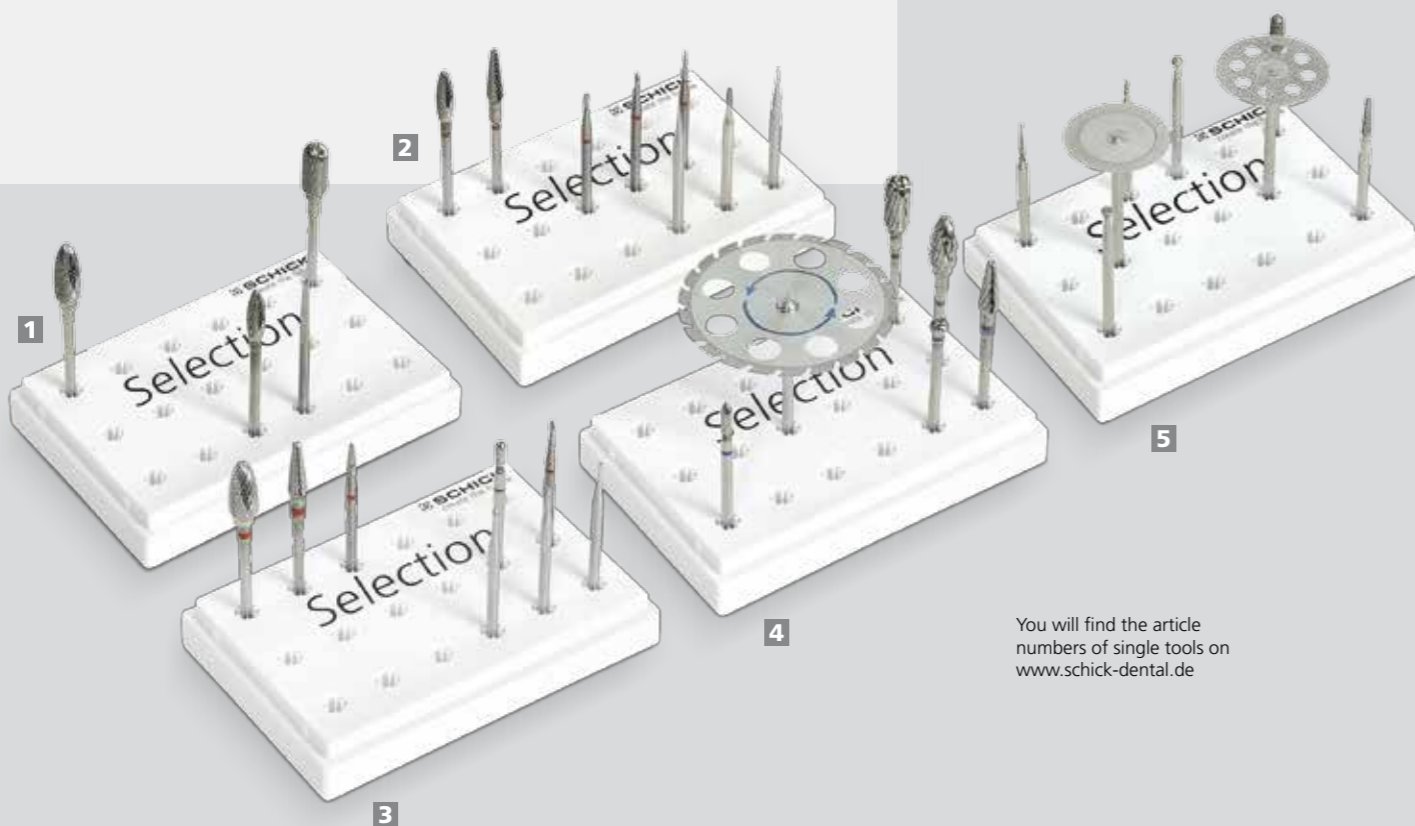
Exceptional quality

## Practical processing sets

The Selection processing sets are a collection of high-quality tools in whose development we concentrated on what is crucial. These high-quality tools are tested and recommended by dental technicians.

## Less is more

The compact Selection processing sets allow performing all cutting and milling works effectively and with a minimum amount of tool changes – for less is more.



- 1 Conditioning Set Acrylics**  
Art. No. 3905
- 2 Conditioning Set Precious Metal**  
Art. No. 3910
- 3 Conditioning Set Framework**  
Art. No. 3920
- 4 Conditioning Set Plaster**  
Art. No. 3930
- 5 Conditioning Set Porcelain**  
Art. No. 3940

You will find the article numbers of single tools on [www.schick-dental.de](http://www.schick-dental.de)

# DesignWax

Creativity counts

## Focus to the essential

Schick Dental presents a compact programme of modelling waxes which are a perfect base for modelling works in the laboratory. They were developed in close cooperation with leading dental technicians and fulfill the highest demands of modern dental-technical processing methods.

**Milling wax 30 g**  
Hard and brittle milling wax with the best scraping characteristics for cutting treatment in milling equipment.  
Art. No. 3951

**Ceramic wax 30 g**  
A stable, very hard modelling wax without titanium oxide and with extremely small contraction. Ideal for press ceramics.  
Art. No. 3953



**Cervical wax 30 g**  
Medium-hard wax with particularly small contraction for modelling the boundary areas. Ideal for press ceramics.  
Art. No. 3952

**Modelling wax 30 g**  
Opaque modelling wax for the high-contrast rendition of the surface texture.  
Art. No. 3954



# S1 Basic

The compact milling unit

## Improved technology

The proven S1 milling unit for milling, surveying, transferring or blocking out has been developed further, and its improved features now ensure even better working results. Highlight of the new S1 Basic milling unit is its improved ergonomics with the heightened base and the lengthened grip of the milling spindle. For even more working convenience, it is possible to connect a foot switch to the control unit.

## Utmost precision

Another special feature is the optional LED light head with lengthened grip for stress-free working. Other reliable features are the double-jointed arm for unrestricted flexibility and the ball bearing guides for highest precision during drilling.

## High value

The S1 Basic parallelometer for surveying, transferring and blocking out can be converted into a complete milling unit easily and at low cost. Individual components perfectly matched to your needs are also available for wet grinding applications.



S1 Basic parallelometer

**High-performance milling spindle**  
with extremely quiet running

**Lengthened grip**  
for relaxed work

**High-precision supporting surface**  
quick-release toggle clamp for simple fixing of the model table

**Utmost precision**  
during drilling and milling, thanks to the ball-bearing guides

**Double-jointed arm**  
for unrestricted flexibility

**Ergonomic working height**

### Control unit

- ▶ Latest technology with up to 40,000 rpm
- ▶ Compact dimensions
- ▶ Optional connection for a foot switch



# S2 Profi

The all-round milling device

**NEW**

## Safe and perfect millings

With the new **S2 Profi**, we succeeded in combining high quality and practical parts with a compact and state-of-the-art design. It ranks between the **S1 Basic** and the **S3 Master** thanks to its more sophisticated technical features and showcases a genuine all-round milling device.

## Your benefits

- ▶ Powerful milling spindle running ultra-smooth and quiet
- ▶ LED light head for a perfect illumination
- ▶ Magnetic milling table
- ▶ Solid milling arm and post for a vibration free milling process



**Depth stop**  
for precise adjustment  
of the drilling depth

**Double-jointed arm**  
for unrestricted flexibility

**LED light head**  
for optimal illumination


**Magnetic  
fixation**  
for model table

**Height adjustment**  
for a comfortable adjustment  
of the milling arm

**Powerful  
milling spindle**

**Solid milling arm  
and post**  
for a vibration free  
milling process

**Controls**  
within ergonomic reach



# S3 Master

The masterclass

## The number 1

Beside the newest technical standard, the ergonomics are in the focus of the **S3 Master**. Optimal milling results are achieved by relaxed and stress free working.

## 3D milling arm

- ▶ Powerful magnetic control via foot switch
- ▶ Simple return to previous positions
- ▶ Maximum precision and mobility through ball bearing guidance
- ▶ 25 mm drill travel

## Operating unit

- ▶ Flexible connection allows positioning to the optimum ergonomic, individual working position
- ▶ All adjustments are clearly visible and controllable during the working process

## Integrated arm rests

- ▶ Individual three-dimensionally adjustable arm support for fatigue-free precision milling

## Height-adjustable milling table

- ▶ Ensures constant working at eye level even with different heights of models
- ▶ Magnetic force for model table
- ▶ Height stop ring for milling table



**Depth stop**  
with micrometer spindle

**3D milling arm**  
with magnetic fixation

**LED light head**  
for optimal illumination

**Milling table**  
height-adjustable

**Powerful milling spindle**  
with C3 motor technology

**Third knuckle joint**  
for unrestricted movement

**Flexible control satellite**  
with digital rpm display

**Integrated arm rest**  
from beechwood, individually adjustable

**Magnetic fixation**  
for the model table

# S Technology

## Technical data

### S1 Basic

	milling unit	control unit
Width	220 mm	155 mm
Height	400 mm	75 mm
Depth	270 mm	155 mm
Weight	7.2 kg	670 g
Operating voltage	100 – 240V	
Operating frequency	50/60 Hz	
Motor torque	6.7 Ncm	
Power	80 Watt	
Speed range	1.000 – 40.000 rpm	
Concentricity	< 0.015 mm	
Collet chuck	Ø 2.35 mm series incl. depth stop for short burs Ø 3.00 mm on request	

### S2 Profi

Width	240 mm
Height	507 mm
Depth	345 mm
Weight	13 kg
Operating voltage	100 – 240V
Operating frequency	50/60 Hz
Motor torque	7 Ncm
Power	80 Watt
Speed range	1.000 – 40.000 rpm
Concentricity	< 0.015 mm
Collet chuck	Ø 2.35 mm series incl. depth stop for short burs Ø 3.00 mm on request

### S3 Master

Width	300 mm
Height	500 mm
Depth	420 mm
Weight	23 kg
Operating voltage	230V/115V/100V
Operating frequency	50/60 Hz
Motor torque	7.8 Ncm
Power	270 Watt
Speed range	1.000 – 50.000 rpm
Concentricity	< 0.015 mm
Collet chuck	Ø 2.35 mm series incl. depth stop for short burs Ø 3.00 mm on request



**S1 Basic milling unit cpl.** Art. No. 2800

Scope of delivery:  
**S1 Basic unit** Art. No. 2805  
**S1 Basic milling spindle** Art. No. 9400/05  
**Q Basic control unit** Art. No. 9418  
**Model table** Art. No. 2407



**S2 Profi milling unit cpl.** Art. No. 2950

Scope of delivery:  
**S2 Profi milling unit,**  
**S2 Profi milling spindle with light head**  
 Model table is not included



**S3 Master milling unit cpl.** Art. No. 2500/5













Scope of delivery:  
**S3 Master milling unit,**  
**S3 Master milling spindle with light head,**  
**footswitch magnetic control**  
**footswitch motor on/off**  
 Model table is not included



**S1 Basic parallelometer** Art. No. 2810

Scope of delivery:  
**S1 Basic unit** Art. No. 2805  
**Measuring spindle** Art. No. 2052/1  
**Lead holder 2.35mm** Art. No. 2268

## Accessories

 <b>Measuring spindle adjustable from 0,5–3 mm</b> Art. No. 2052/1	 <b>Measuring set (Ney)</b> Art. No. 10450	 <b>Model table</b> Art. No. 2407	 <b>Adjustable angle</b> Art. No. 2506
 <b>Lead holder</b> Ø 2.35 mm Art. No. 2268 Ø 3.00 mm Art. No. 2268/1	 <b>Holding tray</b> for magnetic fixation on the milling unit Art. No. 2509	 <b>Milling tray</b> Art. No. 2507/1	 <b>Milling set 2.35 mm 10 pieces</b> Art. No. 2530/1
 <b>Transfer unit</b> Ø 2.35 mm Art. No. 2795 Ø 3.00 mm Art. No. 2795/1	 <b>Light head</b> Art. No. 2510	 <b>Power supply light head</b> Art. No. 2480/1	 <b>Foot switch on/off</b> Art. No. 6370/2

Also applicable for milling units from other manufacturers

Accessories for S1 Basic

Accessories for S1 Basic and S2 Profi

A close-up photograph of a female dentist wearing a white lab coat and a blue patterned tie. She is looking intently through the eyepiece of a dental microscope. Her hands are holding a yellow dental model of a tooth with a white filling. The microscope is white and silver. The background is slightly blurred, showing a clinical setting.

safe  
clean

# S Ceramic

The ceramic milling unit

## Safe and clean


All milling units from Schick Dental are upgradable with the specially adapted accessories into a fully workable ceramic milling unit. This special ceramic milling accessory is also available for milling units of other manufacturer.

## Special tools

To complete the system one set of each diamond tools and special polishers for ceramic are available for the rework of ceramic primary parts and implant abutments.

## Suction

Arising dust and water spray is removed completely by the ergonomic suction tub in combination with the special water separator. User and milling unit are protected efficiently. By using the special separator, the system can be operated with all commercial or central suction systems. Alternatively you can connect the suction tub to a wet-dry vacuum cleaner, too.



**300,000**  
rpm

**Adapter**  
for turbines and milling units of other manufacturers available upon request

**Turbine**  
with LED light head

**Model table**  
made of stainless steel

**Suction tub**  
for connection to extraction system via the separator

**Integrated pressure reducer with pressure gauge**  
for precise pressure adjustment

**Air and water cooling**  
is continuously adjustable

**Water cooling**  
can be switched on/off

**Filling level indicator**  
for precise display of water level

**Water tank**  
with 1.4 liter capacity



See user video on [www.schick-dental.de/ceramic](http://www.schick-dental.de/ceramic)

# S Ceramic

## Technical Data

### Collection tub

Width x height x depth	26 x 24.5 x 11 cm
Weight	0.83 kg

### Suction tub

Width x height x depth	30 x 24.5 x 12.5 cm
Weight	1.3 kg
Intake socket (suction support)	31 mm – 38.1 mm (conical)

### Separator

Width x height x depth	40.5 x 40.5 x 54 cm
Weight	5.75 kg
Connecting adaptor	Inside Ø 31.4 mm Outside Ø 37.1 mm

Hose length	1 x 2 m, 1 x 3.5 m
Hose weight	2.0 kg incl. adaptor
Ø hose	Inside 32.7 mm Outside 40.0 mm

### T 100 turbine control unit

Width x height x depth	295 x 192 x 155 mm
Air pressure	Max. 4.8 bar
Tank capacity	1.4 l
Foot pedal	Pneumatic
Weight	3,200 g

### Turbine handpiece

RPM	300,000 min <sup>-1</sup>
Air volume	35 l/min average
Spray	Max. 100 ml/min
Collet chuck	Ø 1.60 mm (FG)
Weight	60 g

Subject to technical modification without prior notice



**Ceramic milling set for S1 and other manufacturers**  
Art. No. 2650/15

Scope of delivery:  
Suction tub, separator, turbine T100, model table stainless steel, light head for turbine, control for light head, cable for light head, diamond tool set for turbine 1.6 mm (8 pcs.), polishing set 2.35 mm (3 pcs.), adaptor for turbine

**Ceramic milling set complete for S2 and S3**  
Art. No. 2650/05

Scope of delivery: Suction tub, separator, turbine T100, model table stainless steel, light head for turbine, diamond tool set for turbine 1.6 mm (8 pcs.), polishing set 2.35 mm (3 pcs.), adapter for turbine




Compile your own set – exactly matching to your needs



Suction tub, separator, model table stainless steel

**Ceramic milling set basic**  
Art. No. 2650/7

Scope of delivery:  
Suction tub, separator, model table stainless steel

 <b>Collection tub without nozzle</b> Art. No. 2498	 <b>Suction tub with nozzle</b> Art. No. 2470/5	 <b>Separator</b> Art. No. 2655	 <b>S1 Basic unit</b> Art. No. 2805
 <b>Turbine T100</b> Art. No. 2640/1	 <b>Model table stainless steel</b> Art. No. 2407/9	 <b>Light head for turbine</b> Art. No. 2510/1	
 <b>Control for light head</b> Art. No. 2480 <b>Cable for light head</b> Art. No. 2485	 <b>Diamond tool set for turbine 1.6 mm (8 pcs.)</b> Art. No. 2660	 <b>Polishing set 2.35 mm (3 pcs.)</b> Art. No. 2665	
 <b>Adapter for turbine T100</b> (adapter for other turbines upon request) Art. No. 2481			

# G2 Concept

Cut into the future

## Exact and time saving

Until now, many models have necessitated saw cutting by hand, due to the limited space between the preparation boundary or irregularities in the alignment of stumps. Superior to handsaws and diamond disc equipped handpieces, the G2's cutting power and precision dramatically shorten the previously time-consuming task of sectioning models. Within minutes, technicians can section models with smooth and straight die walls, without damaging margins. Unintentional start-ups and improper hand placement are avoided with the special touch sensors and laser hand-placement guides.

## Your benefits

- ▶ You can create models with smooth and straight die walls by cutting upwards – without damaging the preparation boundary
- ▶ No extra work needed thanks to straight die walls
- ▶ Suitable for model plaster and special model resin materials
- ▶ Within minutes, technicians can section models with smooth and straight die walls
- ▶ Suitable for nearly all model systems – with or without pins

### G2 Concept model saw cpl

Art. No. 1500/5

**Scope of delivery:** G2 Concept model saw with integrated line-marking laser, mains cable, diamond saw blade (Art. No. 1967/2)



**Power supply**  
for automatic activation of dust extraction devices

**Diamond saw blade**  
developed for high-precision and thin saw cuts

**Line-marking laser**  
for optimum user comfort and precise cut

**Connection for the dust extraction system**  
less air pollution and better working conditions protect your health

**Non-slip pad**  
for secure fixing of the models

**Sensor I**  
prevents injuries with a special two-hand safety circuit

**Ergonomic streamlined design**  
for an effortless operation

**Saw cut from below**  
prevents damage to the adjacent teeth or the preparation boundary

**Sensor II**  
prevents injuries with a special two-hand safety circuit





# G2 Concept

Functional and precise

## Operation

- ▶ The model, complete with pins, placed on the saw table and positioned with both hands. Thanks to the integral line-marking laser, accurate positioning can be carried out even without practice.
- ▶ Light pressure on the model lowers the saw table, permitting the saw blade to penetrate into the model, resulting in a clean saw cut at right angles to the plane of the table and parallel with the pins.
- ▶ The precise depth of cut can now be determined to achieve the optimum appearance. Simple, clean, precise and time-saving sawing is thus assured.
- ▶ You can remove the segmented parts of the model without any problems – thanks to the straight die walls
- ▶ A custom 85 mm diameter blade is positioned below the model. For quick cutting and a long life span, the G2 blade is specially coated with diamonds. With a thickness of only 0.3 mm, the G2 cutting blade allows sectioning in even the most delicate areas.

## Maximum working safety

The G2 model saw also guarantees the safety of the user. Thanks to integral sensors, it can only be operated with both hands. An external vacuum extraction system reliably removes the sawdust through an integral extractor socket at the rear.

## Technical data

Width	375 mm	Speed	7,500 U/min
Height	160 mm	Diamond saw blade	Ø 85 x 20 mm
Depth	390 mm		segmented
Weight	4.5 kg	Width of cut	0.3 mm
Operating voltage	230 V/115 V/100 V	Cutting depth max.	26.5 mm
Operating frequency	50/60 Hz	Laser category	3R
Input capacity	130 W	Suction support	Ø 38 mm




See user video on [www.schick-dental.de/g2code-en](http://www.schick-dental.de/g2code-en)



You can save time and money

- ▶ G2 Concept model saw  
90 sec\*
- ▶ Saw cuts by hand  
180 sec\*

\*Determined in a practical test with a 11 segment model and 10 saw cuts



See user video on [www.schick-dental.de/g2comparison](http://www.schick-dental.de/g2comparison)

# G1 Concept

Pinhole drilling unit with integrated laser

## Precise and clean

Drilling holes in the underside of models is necessary for accurate fixation of model pins, and the process has worked more or less comfortably to date. However, problems arise when the drill holes and the device become contaminated with drilling dust. This is where the Schick G1 Concept surpasses other pinning devices. By offering a direct connection to an external suction device the Schick G1 Concept immediately evacuates all dust while the drilling takes place. This leaves a clean model and allows pins to be immediately inserted after drilling.

## Your benefits

- ▶ Laser point for precise positioning of drill holes
- ▶ Unique working method of pulling up, instead of pushing down assures a secure grip on the model
- ▶ Auto-Lock-System allows drill bits to be changed without tools
- ▶ Drill depth gauge via external adjusting knob
- ▶ Powerful motor for extra-hard plasters and model materials
- ▶ Easily adjusted to sitting or standing working positions

## Technical data

Width	160 mm	Speed	7,500 U/min
Height	320 mm	Drilling depth steplessly	0 – 12.5 mm, adjustable
Depth	280 mm		
Weight	2.4 kg	Tool diameter	3.0 mm
Operational voltage	230 V/115 V/100 V	Wave length laser	650 nm
Operational frequency	50/60 Hz	Laser category	2
Input power	150 W		

### Pinhole drilling unit cpl

Art. No. 1340

Scope of delivery:

Pinhole drilling unit G1, mains cable



**MADE  
IN GERMANY  
BY SCHICK**

More than 50 years of  
inhouse development,  
production and assembling.



[www.schick-dental.de](http://www.schick-dental.de)



**SCHICK**  
DENTAL

Schick GmbH  
Lehenkreuzweg 12  
D-88433 Schemmerhofen  
Telefon +49 7356 9500-0  
Telefax +49 7356 9500-95  
[info@schick-dental.de](mailto:info@schick-dental.de)  
[www.schick-dental.de](http://www.schick-dental.de)



Your local dealer

Subject to technical modification without prior notice